

Data on asylum extracted on 14 December 2016 and data on population on 8 December 2016. Most recent data: Further Eurostat information, Main tables and Database . Planned update of the article: March 2017.

First time asylum applicants and first instance decisions on asylum applications: third quarter 2016

This article describes recent developments in relation to numbers of [asylum applicants](#) and first instance decisions on [asylum applications](#) in the [European Union \(EU\)](#) . Asylum is a form of international protection given by a state on its territory. It is granted to a person who is unable to seek protection in his/her country of citizenship and/or residence, in particular for fear of being persecuted for reasons of race, religion, nationality, membership of a particular social group, or political opinion.

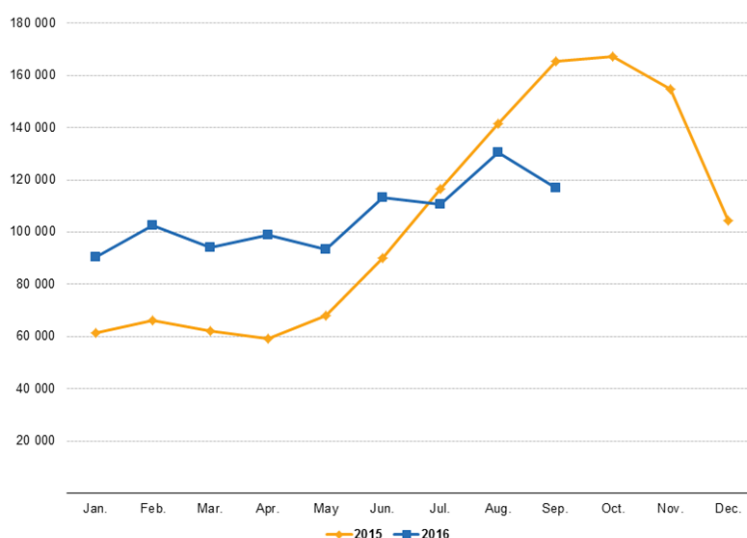


Figure 1: First time asylum applicants, EU-28, January 2015 – September 2016 - Source: Eurostat (migrasyappctzm)

Main statistical findings

Main trends in the numbers of asylum applicants

The number of [first time asylum applicants](#) ¹²in the EU-28 decreased by -15 % in the third quarter of 2016 compared with the same quarter of 2015, while it increased by 17 % compared with the second quarter of 2016.

¹First time applicant for international protection is a person who lodged an application for asylum for the **first time** in a given Member State.

²Editions of this quarterly report until the fourth quarter of 2014 referred to 'Total asylum applicants', whereas this quarterly Statistics Explained article refers to the number of 'First time asylum applicants' only. The indicator 'First time asylum applicants' excludes repeat applicants i.e. persons applying for asylum more than once in one country and therefore more accurately presents the number of persons applying for international protection in the EU Member States. The use of this indicator is now possible as all Member States are able to provide it to Eurostat.

Overall, the number of persons seeking asylum from non-EU countries in the EU-28 during the third quarter of 2016 reached 358 300. This was 64 800 less than in the same quarter of 2015 (Table 1, Table 2). Out of the 370 700 total asylum applicants (i.e. including repeat applicants), 358 300 (97 %) were first time applicants (Table 2, Table 3).

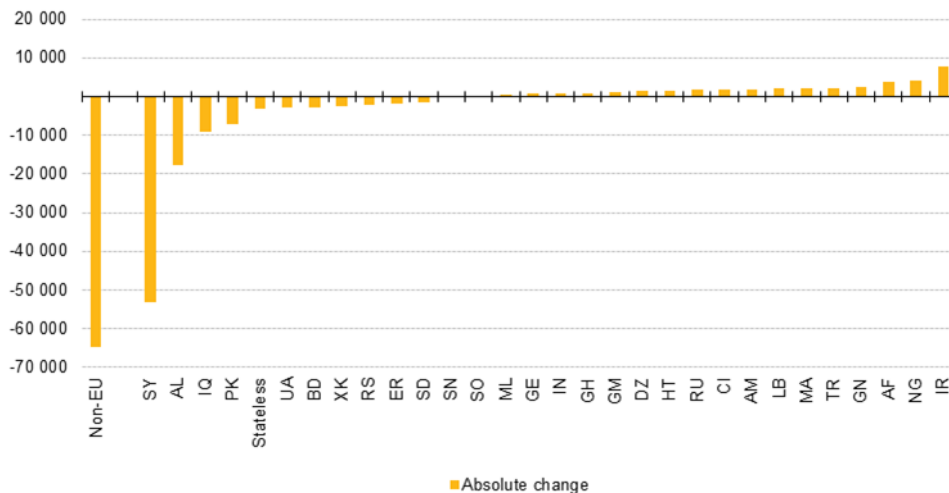


Figure 2: First time asylum applicants by citizenship, EU-28, absolute change between Q3 2015 and Q3 2016 - Source: Eurostat (migrasyappctzm), see country codes

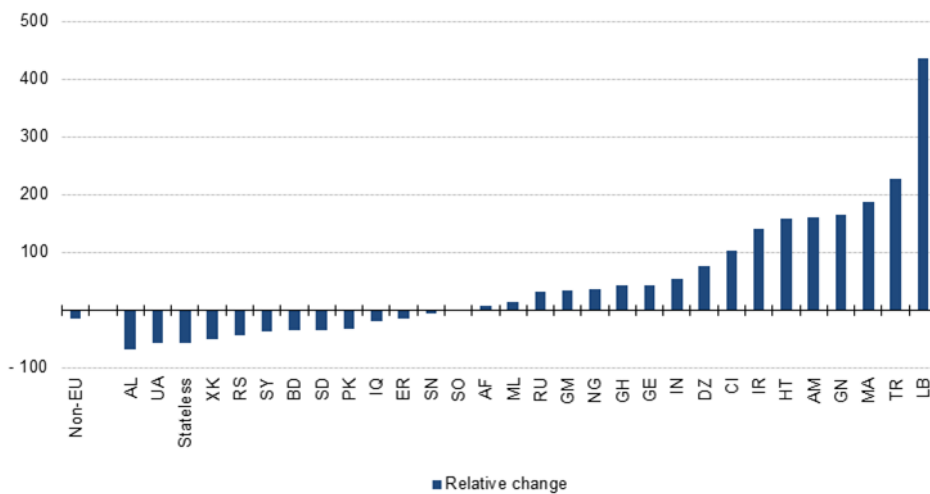


Figure 3: First time asylum applicants by citizenship, EU-28, relative change between Q3 2015 and Q3 2016 - Source: Eurostat (migrasyappctzm), see country codes

Where do they come from?

Citizens of 146 countries sought asylum for the first time in the EU in the third quarter of 2016. Syrians, Afghans and Iraqis were the top 3 citizenships of asylum seekers, lodging 87 900, 62 100 and 36 400 applications respectively (Table 1).

	Q3 2015			Q4 2015			Q1 2016			Q2 2016			Q3 2016			Q3 2016	Change in %		Last 12 months
	Jul.	Aug.	Sep.	Oct.	Nov.	Dec.	Jan.	Feb.	Mar.	Apr.	May	Jun.	Jul.	Aug.	Sep.		between Q2 2016 and Q3 2016	between Q3 2015 and Q3 2016	
Non-EU	116 345	141 370	165 410	167 190	154 695	104 440	90 290	102 715	94 095	98 915	93 435	113 380	110 755	130 525	117 030	358 310	17	-15	1 377 465
Syria - (SY)	31 570	48 825	60 815	58 735	51 980	34 420	32 640	37 720	31 990	31 755	27 840	30 895	28 155	31 390	28 365	87 915	-3	-38	425 880
Afghanistan - (AF)	18 375	19 345	20 505	26 310	33 860	19 115	11 590	11 730	11 465	14 495	15 270	20 510	20 075	23 935	18 060	62 070	23	7	226 410
Iraq - (IQ)	8 095	11 925	25 505	24 685	17 755	11 165	10 265	12 940	11 855	11 980	10 120	12 230	10 995	13 675	11 760	36 430	6	-20	159 425
Nigeria - (NG)	3 685	3 615	4 085	3 380	2 775	1 895	2 030	2 090	2 110	2 635	2 855	4 020	4 360	5 685	5 495	15 535	63	36	39 330
Pakistan - (PK)	6 675	9 385	5 330	3 935	3 895	3 025	3 435	3 940	4 325	4 155	4 205	4 815	4 285	5 405	4 555	14 250	8	-33	49 970
Iran - (IR)	1 400	1 650	2 480	4 680	5 975	3 760	2 965	3 175	3 435	3 355	3 180	3 865	4 430	4 690	4 205	13 330	28	141	47 715
Eritrea - (ER)	4 260	4 395	3 580	4 365	2 175	1 615	1 260	1 710	1 475	1 910	2 165	3 555	3 570	3 540	3 360	10 465	37	-14	30 705
Albania - (AL)	8 980	9 360	8 275	6 300	4 350	2 845	2 070	2 130	1 860	2 100	1 820	2 235	2 475	2 795	3 505	8 775	43	-67	34 485
Russia - (RU)	1 475	1 905	2 365	2 295	1 830	1 615	875	1 215	1 535	2 030	2 485	3 320	2 720	2 685	2 105	7 510	-4	31	24 715
Somalia - (SO)	2 105	1 920	2 045	1 865	1 555	1 040	840	895	1 015	1 560	1 350	1 800	1 890	2 025	2 040	5 960	27	-2	17 880
Bangladesh - (BD)	1 935	3 565	2 205	1 835	1 590	1 400	1 095	1 065	940	945	925	1 015	1 200	1 690	2 090	4 980	73	-35	15 785
Gambia - (GM)	1 140	1 200	1 210	1 360	855	600	830	915	1 065	1 175	1 180	1 485	1 895	1 495	1 340	4 730	23	33	14 190
Guinea - (GN)	535	445	595	615	475	455	555	640	620	720	875	1 040	1 180	1 510	1 510	4 195	59	166	10 185
Ivory Coast - (CI)	565	540	670	555	440	380	505	525	545	710	855	1 040	995	1 360	1 250	3 605	38	103	9 155
Morocco - (MA)	335	350	430	455	685	785	775	1 100	935	910	725	695	795	1 230	1 170	3 200	37	187	10 265
Ghana - (GH)	685	655	895	675	505	310	300	315	325	375	395	535	750	1 220	1 205	3 175	144	42	6 905
Turkey - (TR)	290	270	385	395	405	295	350	505	465	575	600	775	785	1 185	1 145	3 115	60	228	7 480
Algeria - (DZ)	545	620	560	725	660	630	645	1 175	820	820	655	650	740	1 055	1 255	3 050	43	77	9 835
Armenia - (AM)	345	360	465	410	430	365	315	280	310	345	395	645	755	1 105	1 175	3 035	119	159	6 535
Sudan - (SD)	1 770	1 470	1 270	1 205	835	1 185	705	780	955	830	640	770	740	1 055	1 125	2 920	30	-35	10 820
Mali - (ML)	755	815	970	840	745	435	480	565	635	665	775	860	870	1 030	980	2 880	25	13	8 880
Serbia - (RS)	1 775	1 610	1 505	1 130	1 005	565	645	730	650	645	465	595	860	965	980	2 800	64	-43	9 230
Senegal - (SH)	900	955	945	775	575	435	500	595	710	730	760	785	765	925	925	2 615	15	-7	8 475
Haiti - (HT)	230	410	345	310	390	285	275	245	315	385	435	550	645	1 185	715	2 545	85	157	5 735
Lebanon - (LB)	110	110	245	465	735	455	450	355	365	445	430	605	630	975	870	2 480	67	435	6 790
Stateless	1 420	1 625	2 650	3 700	3 520	1 625	1 350	1 125	860	800	685	860	790	880	805	2 480	6	-57	17 000
Kosovo - (XK)	1 995	1 365	1 640	1 110	760	870	920	870	730	735	765	765	840	780	835	2 455	8	-51	9 975
India - (IN)	490	500	460	475	540	365	495	575	530	520	495	740	720	785	750	2 250	28	55	6 990
Georgia - (GE)	505	425	640	585	640	500	425	515	510	485	490	635	785	760	695	2 240	39	43	7 020
Ukraine - (UA)	1 770	1 470	1 930	1 720	1 695	1 345	1 095	1 085	1 205	1 245	850	935	730	745	765	2 240	-26	-57	13 390
Other (non-EU)	11 615	10 275	10 415	11 315	11 065	10 665	9 625	11 215	9 540	8 890	8 755	10 155	10 330	12 750	12 000	35 080	26	9	126 305

Countries selected here are those with the highest number of asylum applicants registered during Q3 2016
Kosovo - see methodological notes

Table 1: First time asylum applicants in the EU-28 by citizenship, Q3 2015 – Q3 2016 - Source: Eurostat (migrasyappctzm)

	Q3 2015			Q4 2015				Q1 2016				Q2 2016				Q3 2016			Last 12 months ⁽¹⁾	
	Jul.	Aug.	Sep.	Oct.	Nov.	Dec.	Jan.	Feb.	Mar.	Apr.	May	Jun.	Jul.	Aug.	Sep.	Q3 2016	Change in % between Q2 2016 and Q3 2016	Change in % between Q3 2015 and Q3 2016		Applicants per million population ⁽¹⁾ Q3 2016
EU-28	116 345	141 370	165 410	167 190	154 695	104 440	90 290	102 715	94 095	98 915	93 435	113 380	110 755	130 525	117 030	358 310	17	-15	702	1 377 465
Belgium	3 130	5 160	6 360	5 525	5 630	4 810	2 395	1 310	1 015	1 030	830	775	1 035	1 250	1 100	3 385	29	-77	300	26 600
Bulgaria	1 950	1 435	2 060	3 530	2 395	1 660	1 910	1 155	990	1 045	1 080	1 385	1 505	2 790	2 085	6 365	82	19	890	21 500
Czech Republic	75	85	100	115	115	110	100	150	110	115	75	90	85	90	115	290	5	12	28	1 265
Denmark	1 030	1 810	2 680	3 625	5 020	2 665	1 625	900	460	395	360	465	395	285	295	980	-19	-82	172	16 485
Germany	36 505	36 305	44 480	58 125	57 685	46 725	50 530	66 125	58 310	59 670	54 050	73 025	72 975	89 690	74 770	237 430	27	102	2 890	761 680
Estonia	20	10	45	20	10	10	0	0	10	15	25	10	10	10	20	40	-28	-46	30	145
Ireland	290	330	405	265	290	210	210	190	140	155	140	155	160	195	220	580	29	-44	124	2 335
Greece	1 065	880	940	845	1 000	1 160	1 050	1 320	2 820	3 615	4 215	4 185	3 940	3 450	5 040	12 425	3	330	1 152	32 635
Spain	1 145	1 030	1 405	1 470	1 740	1 225	1 095	925	885	1 155	1 315	1 500	1 005	1 220	1 305	3 530	-11	-1	76	14 840
France	5 330	5 240	7 070	7 735	7 145	8 595	5 665	6 210	6 075	5 830	5 875	6 130	6 035	7 080	6 890	20 005	12	13	300	79 265
Croatia	10	5	20	20	15	10	20	30	115	180	80	55	75	125	240	435	37	1 182	104	960
Italy	8 510	8 775	11 105	10 365	8 270	6 075	7 415	7 610	7 305	7 960	9 125	9 960	10 890	11 315	12 350	34 560	28	22	570	108 645
Cyprus	155	120	330	235	245	190	220	230	185	185	170	160	225	215	265	705	37	15	829	2 515
Latvia	30	20	45	70	10	5	10	15	10	40	5	45	25	30	25	80	-13	-14	40	285
Lithuania	35	30	20	35	20	25	10	10	20	10	15	45	35	65	40	145	104	64	50	330
Luxembourg	90	165	365	375	425	430	260	135	105	125	115	170	120	195	195	510	24	-18	887	2 655
Hungary	30 870	46 720	30 495	490	195	175	335	2 065	4 430	5 685	4 625	4 605	1 750	1 260	1 055	4 065	-73	-96	413	26 670
Malta	140	115	170	230	190	130	105	135	145	105	120	170	130	175	165	475	19	12	1 091	1 805
Netherlands	2 980	5 325	6 425	9 985	6 225	3 375	2 540	1 760	1 225	920	985	1 015	1 420	1 665	1 940	5 025	72	-66	296	33 035
Austria	8 555	8 500	10 545	12 015	11 655	7 135	5 750	4 945	3 185	4 020	3 760	3 020	2 910	3 065	2 435	8 410	-22	-70	966	63 890
Poland	985	1 235	1 490	1 260	1 095	985	535	785	1 010	1 095	1 330	1 425	1 045	765	620	2 430	-37	-35	64	11 945
Portugal	70	75	70	70	65	50	60	35	50	50	50	60	70	60	70	200	26	-7	19	690
Romania	85	110	75	90	85	65	40	80	95	85	50	80	115	140	190	445	108	65	22	1 110
Slovenia	10	20	40	20	45	35	15	270	200	30	55	30	35	120	110	265	131	276	127	960
Slovakia	5	5	5	5	15	160	5	0	10	0	5	5	0	20	15	35	260	112	7	240
Finland	1 455	2 865	10 805	6 985	5 690	1 785	980	825	340	360	315	335	335	460	470	1 265	25	-92	231	18 880
Sweden	7 515	11 270	23 735	38 535	36 075	13 275	3 740	2 240	1 730	1 540	1 460	1 430	1 550	1 690	1 790	5 030	13	-88	510	105 060
United Kingdom	4 405	3 720	4 115	5 170	3 450	3 375	3 675	3 260	3 130	3 505	3 210	3 055	2 870	3 100	3 235	9 205	-6	-25	141	41 030
Iceland	25	45	60	55	45	35	45	35	45	45	55	35	40	65	175	280	106	114	842	675
Liechtenstein	1 335	2 285	4 885	8 570	8 105	1 005	380	235	270	225	195	245	255	290	260	805	21	-91	154	20 035
Norway	3 785	3 785	4 410	4 635	5 555	4 760	3 510	2 540	1 890	1 620	1 785	2 215	2 360	2 310	2 085	6 755	20	-44	811	35 265

⁽¹⁾ Relative to population as of 1st of January 2016

⁽²⁾ 2015 data are not available for Liechtenstein

: data are not available

Table 2: First time asylum applicants, Q3 2015 – Q3 2016 - Source: Eurostat (migrasyappctzm)

Syrians (53 300 less applicants compared with the third quarter of 2015) added most to the overall decrease in first time asylum applicants in absolute terms, followed by Albanians (17 800 less), Iraqis (9 100 less) and Pakistanis (7 100 less). In contrast, the number of asylum applicants rose from citizens of Iran (7 800 more), Nigeria (4 200 more), Afghanistan (3 800 more), Guinea (2 600 more) and Turkey (2 200 more) (Figure 2, Table 1).

Asylum applicants from Lebanon (more than 5 times more) recorded the most substantial relative increase in the EU in the third quarter of 2016 compared with the same quarter of 2015, followed by applicants from Turkey (more than 3 times more) and Morocco (nearly 3 times more), while applicants from Albania and Ukraine have each dropped by more than -50 % less (Figure 3, Table 1).

Of the 87 900 Syrians who applied for the first time for asylum in the EU in the third quarter of 2016 more than 80% were registered in Germany (71 200). Similarly, more than 80 % of Afghans (50 500) and Iraqis (29 900) seeking asylum protection for the first time in the EU applied as well in Germany during the third quarter of 2016. Syrians were the main citizenship of asylum seekers in 11 EU Member States (Table 4, Table 5).

	Q3 2015			Q4 2015			Q1 2016			Q2 2016			Q3 2016			Last 12 months	
	Jul.	Aug.	Sep.	Oct.	Nov.	Dec.	Jan.	Feb.	Mar.	Apr.	May	Jun.	Jul.	Aug.	Sep.		
EU-28	122 575	147 095	170 825	171 895	158 665	108 770	94 010	106 745	98 575	102 840	97 310	117 720	114 625	134 890	121 205	370 715	1 427 250
Belgium	3 590	5 585	6 830	6 020	5 725	5 220	2 840	1 515	1 370	1 295	1 185	1 075	1 275	1 665	1 420	4 355	30 605
Bulgaria	1 870	1 445	2 075	3 545	2 415	1 695	1 965	1 195	1 040	1 105	1 115	1 425	1 545	2 815	2 075	6 435	21 935
Czech Republic	100	105	125	130	135	140	110	180	130	150	95	105	110	125	130	365	1 530
Denmark	1 035	1 815	2 690	3 635	5 030	2 670	1 650	910	470	405	370	470	400	295	305	1 000	16 610
Germany	39 825	39 480	47 185	60 355	59 615	48 270	52 080	67 765	59 915	60 905	55 205	74 575	74 390	91 260	76 320	241 970	780 655
Estonia	20	10	45	20	10	10	0	5	10	20	35	15	15	10	20	45	165
Ireland	290	330	405	285	290	210	215	195	140	155	140	155	165	195	220	580	2 340
Greece	1 235	1 050	1 155	1 045	1 170	1 315	1 170	1 470	2 955	3 700	4 280	4 255	4 010	3 530	5 125	12 670	34 030
Spain	1 170	1 045	1 425	1 490	1 765	1 230	1 105	935	890	1 165	1 325	1 510	1 025	1 225	1 320	3 570	14 975
France	5 815	5 580	7 370	8 060	7 370	9 485	6 120	6 960	6 980	6 650	6 545	6 865	6 590	7 655	7 465	21 710	86 735
Croatia	10	10	25	25	20	15	20	35	120	185	85	65	75	125	240	440	1 015
Italy	8 600	8 805	11 195	10 420	8 345	6 105	7 500	7 690	7 405	8 130	9 250	10 040	11 065	11 465	12 505	35 040	109 925
Cyprus	165	125	350	240	260	205	225	240	200	185	180	165	230	220	275	725	2 620
Latvia	30	20	45	70	10	5	10	15	10	40	5	45	25	30	25	80	290
Lithuania	35	35	25	35	25	30	10	10	25	10	15	45	40	65	40	145	345
Luxembourg	115	190	380	385	425	440	270	135	110	130	125	175	140	200	205	545	2 750
Hungary	31 285	47 095	30 795	615	325	230	435	2 175	4 575	5 810	4 750	4 745	1 865	1 400	1 120	4 385	28 050
Malta	145	130	175	235	195	160	110	140	180	115	140	185	155	190	175	520	1 990
Netherlands	3 140	5 470	6 620	10 120	6 360	3 515	2 660	1 895	1 350	1 070	1 135	1 170	1 595	1 830	2 070	5 490	34 760
Austria	8 790	8 795	10 780	12 275	11 930	7 280	5 925	5 110	3 345	4 170	3 860	3 190	3 075	3 260	2 605	8 940	66 030
Poland	1 145	1 375	1 690	1 430	1 270	1 145	615	890	1 120	1 265	1 495	1 595	1 185	940	850	2 975	13 800
Portugal	70	75	70	70	65	75	60	55	180	75	190	175	95	60	175	330	1 285
Romania	90	110	80	90	85	65	40	90	100	85	50	80	115	140	195	450	1 135
Slovenia	10	20	40	25	45	35	15	270	205	30	55	35	40	120	115	275	995
Slovakia	10	10	10	15	15	160	5	5	10	15	15	5	5	20	15	45	290
Finland	1 480	2 890	10 815	7 005	5 715	1 830	1 010	855	360	385	340	350	360	475	510	1 345	19 195
Sweden	8 060	11 725	24 260	39 055	36 585	13 830	4 155	2 720	2 235	2 040	2 055	2 100	2 145	2 410	2 395	6 955	111 725
United Kingdom	4 445	3 770	4 170	5 220	3 475	3 395	3 705	3 295	3 150	3 550	3 255	3 110	2 905	3 160	3 280	9 340	41 495
Iceland	20	45	60	55	45	35	50	35	45	45	55	35	40	65	175	285	690
Liechtenstein	10	10	35	20	10	15	0	5	5	10	10	5	10	0	10	20	100
Norway	1 395	2 330	4 935	8 660	8 155	1 030	415	255	300	245	215	265	265	305	280	855	20 400
Switzerland	3 895	3 890	4 540	4 745	5 680	4 865	3 620	2 700	1 990	1 740	1 880	2 325	2 470	2 435	2 175	7 080	36 620

(¹) Relative to population as of 1st of January 2016

Table 3: Asylum applicants (including first time asylum applicants), Q3 2015 – Q3 2016 - Source: Eurostat (migrasyappctzm)

		EU-28		# (%)	
		Syria	87 915	25	
		Afghanistan	62 070	17	
		Iraq	36 430	10	
		Nigeria	15 535	4	
		Pakistan	14 250	4	
		Other	142 115	40	
BELGIUM		BULGARIA		# (%)	
Syria	505	15	Afghanistan	3 145	49
Afghanistan	300	9	Iraq	1 365	21
Somalia	210	6	Pakistan	810	13
Guinea	205	6	Syria	760	12
Albania	180	5	Iran	220	3
Other	1 980	59	Other	60	1
DENMARK		GERMANY		# (%)	
Syria	150	15	Syria	71 240	30
Afghanistan	130	13	Afghanistan	50 460	21
Eritrea	90	9	Iraq	29 945	13
Morocco	80	8	Iran	10 775	5
Iran	50	5	Pakistan	6 245	3
Other	480	49	Other	68 760	29
IRELAND		GREECE		# (%)	
Albania	60	10	Syria	7 190	58
Zimbabwe	50	9	Pakistan	1 355	11
Nigeria	45	8	Iraq	790	6
Syria	45	8	Afghanistan	670	5
Pakistan	35	6	Bangladesh	355	3
Other	345	59	Other	2 070	17
FRANCE		CROATIA		# (%)	
Haiti	2 525	13	Afghanistan	100	23
Albania	1 780	9	Iraq	75	17
Afghanistan	1 450	7	Syria	75	17
Syria	1 305	7	Algeria	40	9
Sudan	1 215	6	Iran	35	8
Other	11 730	59	Other	115	26
CYPRUS		LATVIA		# (%)	
Syria	295	42	Syria	30	38
Pakistan	60	9	India	10	13
India	40	6	Nepal	10	13
Vietnam	40	6	Eritrea	5	6
Egypt	35	5	Turkey	5	6
Other	230	33	Other	20	25
LUXEMBOURG		HUNGARY		# (%)	
Syria	80	16	Afghanistan	1 610	40
Albania	70	14	Syria	1 065	26
Serbia	50	10	Iraq	545	13
Kosovo	50	10	Pakistan	290	7
Eritrea	40	8	Iran	145	4
Other	220	43	Other	410	10
NETHERLANDS		AUSTRIA		# (%)	
Eritrea	580	12	Afghanistan	2 185	26
Morocco	465	9	Syria	1 815	22
Syria	410	8	Pakistan	595	7
Albania	385	8	Iraq	470	6
Algeria	350	7	Nigeria	425	5
Other	2 835	56	Other	2 925	35
PORTUGAL		ROMANIA		# (%)	
Ukraine	50	25	Syria	235	53
Congo	15	8	Iraq	75	17
Guinea	15	8	Afghanistan	30	7
CD	10	5	Pakistan	25	6
Russia	10	5	Stateless	20	4
Other	100	50	Other	60	13
SLOVAKIA		FINLAND		# (%)	
Pakistan	10	25	Iraq	265	21
Ukraine	5	13	Syria	220	17
India	5	13	Eritrea	140	11
Iraq	5	13	Somalia	95	8
Afghanistan	5	13	Afghanistan	80	6
Other	10	25	Other	460	37
UNITED KINGDOM		NORWAY		# (%)	
Iran	910	10	Syria	165	20
Pakistan	905	10	Eritrea	95	12
Afghanistan	845	9	Afghanistan	85	11
Iraq	820	9	Stateless	50	6
Bangladesh	560	6	Iran	40	5
Other	5 165	56	Other	370	46
LIECHTENSTEIN				# (%)	
Albania	5	20			
Ukraine	5	20			
Serbia	5	20			
Other	10	40			
CZECH REPUBLIC		ESTONIA		# (%)	
Ukraine	95	32	Syria	10	29
Cuba	25	8	Iraq	10	29
Syria	25	8	Albania	5	14
Azerbaijan	20	7	Palestine	5	14
Armenia	20	7	Other	5	14
Other	110	37			
SPAIN		ITALY		# (%)	
Venezuela	950	27	Nigeria	8 450	24
Syria	795	23	Pakistan	3 195	9
Ukraine	430	12	Eritrea	2 805	8
Colombia	170	5	Gambia	2 320	7
Algeria	155	4	Ivory Coast	2 310	7
Other	1 030	29	Other	15 480	45
LITHUANIA		MALTA		# (%)	
Syria	60	41	Libya	145	31
Afghanistan	25	17	Eritrea	100	21
Russia	10	7	Somalia	70	15
Tajikistan	10	7	Syria	60	13
Ukraine	10	7	Ukraine	25	5
Other	30	21	Other	75	16
POLAND		SLOVENIA		# (%)	
Russia	1 860	76	Afghanistan	70	26
Ukraine	150	6	Syria	65	25
Tajikistan	120	5	Turkey	20	8
Armenia	120	5	Algeria	20	8
Vietnam	35	1	Pakistan	20	8
Other	150	6	Other	70	26
SWEDEN		ICELAND		# (%)	
Syria	915	18	Albania	85	30
Iraq	375	7	MK	75	27
Afghanistan	340	7	Iraq	25	9
Somalia	325	6	Georgia	15	5
Stateless	225	4	Algeria	10	4
Other	2 845	57	Other	70	25
SWITZERLAND				# (%)	
Eritrea	2 105	31			
Afghanistan	465	7			
Ethiopia	435	6			
Syria	375	6			
Somalia	375	6			
Other	3 000	44			

Citizenships selected here are those with the highest number of asylum applicants registered during Q3 2015 in the EU-28;

Absolute number of asylum applications

% Percentage shares are calculated on rounded figures and may not add up to totals

CD – Congo, the Democratic Republic of the; Kosovo – see methodological notes; MK – The Former Yugoslav Republic of Macedonia

Table 4 : Five main citizenships of first time asylum applicants, 3rd quarter 2016 - Source: Eurostat (migrasyappctzm)

		NON-EU		# (%)	
		Germany	237 430	66	
		Italy	34 560	10	
		France	20 005	6	
		Greece	12 425	3	
		United Kingdom	9 205	3	
		Other	44 680	12	
SYRIA - (SY)		# (%)			
Germany	71 240	81			
Greece	7 190	8			
Austria	1 815	2			
France	1 305	1			
Hungary	1 065	1			
Other	5 300	6			
NIGERIA - (NG)		# (%)			
Italy	8 450	54			
Germany	5 375	35			
France	450	3			
United Kingdom	435	3			
Austria	425	3			
Other	405	3			
ERITREA - (ER)		# (%)			
Germany	5 745	55			
Italy	2 805	27			
Netherlands	580	6			
United Kingdom	280	3			
France	265	3			
Other	795	8			
SOMALIA		# (%)			
Germany	3 715	62			
Italy	680	11			
Sweden	325	5			
Austria	300	5			
France	255	4			
Other	685	12			
GUINEA - (GN)		# (%)			
Italy	1 835	44			
Germany	1 225	29			
France	790	19			
Belgium	205	5			
Spain	35	1			
Other	100	2			
GHANA - (GH)		# (%)			
Italy	1 560	49			
Germany	1 400	44			
United Kingdom	100	3			
Greece	30	1			
Austria	15	0			
Other	65	2			
ARMENIA - (AM)		# (%)			
Germany	2 310	76			
France	335	11			
Poland	120	4			
Austria	60	2			
Belgium	40	1			
Other	175	6			
SERBIA - (RS)		# (%)			
Germany	2 115	76			
Netherlands	340	12			
France	135	5			
Sweden	50	2			
Luxembourg	50	2			
Other	110	4			
LEBANON - (LB)		# (%)			
Germany	2 235	90			
United Kingdom	45	2			
Sweden	45	2			
Belgium	35	1			
Greece	25	1			
Other	90	4			
INDIA - (IN)		# (%)			
Germany	1 320	59			
United Kingdom	500	22			
Austria	140	6			
Italy	90	4			
Cyprus	40	2			
Other	155	7			
AFGHANISTAN - (AF)		# (%)			
Germany	50 460	81			
Bulgaria	3 145	5			
Austria	2 185	4			
Hungary	1 610	3			
France	1 450	2			
Other	3 215	5			
PAKISTAN - (PK)		# (%)			
Germany	6 245	44			
Italy	3 195	22			
Greece	1 355	10			
United Kingdom	905	6			
Bulgaria	810	6			
Other	1 740	12			
ALBANIA - (AL)		# (%)			
Germany	5 275	60			
France	1 780	20			
United Kingdom	405	5			
Netherlands	385	4			
Greece	285	3			
Other	650	7			
BANGLADESH - (BD)		# (%)			
Italy	1 895	38			
Germany	1 405	28			
United Kingdom	560	11			
France	555	11			
Greece	355	7			
Other	205	4			
IVORY COAST - (CI)		# (%)			
Italy	2 310	64			
Germany	735	20			
France	455	13			
Spain	30	1			
Belgium	25	1			
Other	50	1			
TURKEY - (TR)		# (%)			
Germany	1 925	62			
France	215	7			
Sweden	210	7			
Belgium	150	5			
Netherlands	145	5			
Other	465	15			
SUDAN - (SD)		# (%)			
France	1 215	42			
Germany	1 015	35			
United Kingdom	365	13			
Italy	170	6			
Netherlands	60	2			
Other	95	3			
SENEGAL - (SN)		# (%)			
Italy	2 040	78			
France	230	9			
Germany	220	8			
Belgium	35	1			
Greece	20	1			
Other	70	3			
STATELESS		# (%)			
Germany	1 610	65			
Sweden	225	9			
Austria	210	8			
United Kingdom	175	7			
France	75	3			
Other	180	7			
GEORGIA - (GE)		# (%)			
Germany	1 285	57			
France	220	10			
Sweden	150	7			
Greece	145	6			
Netherlands	140	6			
Other	305	14			
IRAQ - (IQ)		# (%)			
Germany	29 945	82			
Bulgaria	1 365	4			
United Kingdom	820	2			
Greece	790	2			
France	735	2			
Other	2 780	8			
IRAN - (IR)		# (%)			
Germany	10 775	81			
United Kingdom	910	7			
Austria	415	3			
Bulgaria	220	2			
Sweden	195	1			
Other	815	6			
RUSSIA - (RU)		# (%)			
Germany	4 435	59			
Poland	1 860	25			
France	395	5			
Austria	350	5			
Belgium	110	1			
Other	355	5			
GAMBIA - (GM)		# (%)			
Italy	2 320	49			
Germany	2 105	45			
France	55	1			
United Kingdom	45	1			
Sweden	40	1			
Other	165	3			
MOROCCO - (MA)		# (%)			
Germany	1 425	45			
Netherlands	465	15			
Italy	400	13			
Austria	205	6			
Greece	115	4			
Other	590	18			
ALGERIA - (DZ)		# (%)			
Germany	1 045	34			
France	595	20			
Netherlands	350	11			
Greece	340	11			
Austria	180	6			
Other	540	18			
MALI - (ML)		# (%)			
Italy	1 825	63			
Germany	575	20			
France	350	12			
Spain	55	2			
Greece	35	1			
Other	40	1			
HAITI - (HT)		# (%)			
France	2 525	99			
Germany	10	0			
Greece	5	0			
Belgium	0	0			
Netherlands	0	0			
Other	5	0			
KOSOVO - (XK)		# (%)			
Germany	1 640	67			
France	440	18			
Netherlands	100	4			
Italy	95	4			
Luxembourg	50	2			
Other	130	5			
UKRAINE - (UA)		# (%)			
Germany	500	22			
Italy	450	20			
Spain	430	19			
Poland	150	7			
Sweden	135	6			
Other	575	26			

Citizenships selected here are those with the highest number of asylum applicants registered during Q3 2016 in the EU-28

Absolute number of asylum applications

% Percentage shares are calculated on rounded figures and may not add up to totals

Kosovo – see methodological notes; CD – Congo, the Democratic Republic of the

Table 5 :Thirty main citizenships of first time asylum applicants by destination country in the EU 28, 3rd quarter 2016 - Source: Eurostat (migrasyappctzm)

Main destination countries

The highest number of first time asylum applicants in the third quarter of 2016 was registered in Germany (with over 237 400 first time applicants, or 66% of total applicants in the EU Member States), followed by Italy (34 600, or 10%), France (20 000, or 6%), Greece (12 400, or 3%) and the United Kingdom (9 200, or 3%). These 5 Member States together account for nearly 90% of all first time applicants in the EU-28 (Table 2).

Trends in number of asylum applicants vary from country to country in the third quarter of 2016. Germany (with 120 100 more applicants) was the country with the largest absolute increase in the number of first time applicants, followed by Greece (9 500 more) and Italy (6 200 more). In contrast, Hungary, saw its number of asylum seekers falling notably by 104 000 less, while Sweden and Austria have recorded a drop of 37 500 and 19 200 less asylum applicants in the third quarter of 2016 compared with the same quarter of 2015 (Figures 4 and 5).

Greece has notably recorded the second largest relative increase of first time asylum seekers, 4 times more (or 9 500 applicants more) in the third quarter of 2016 compared with the same quarter of 2015. Croatia, despite the small number of first time applicants (435 first time applicants), has recorded the largest relative increase of 13 times more first time asylum applicants (or 400 more) in the third quarter of 2016 compared with the same quarter of 2015.

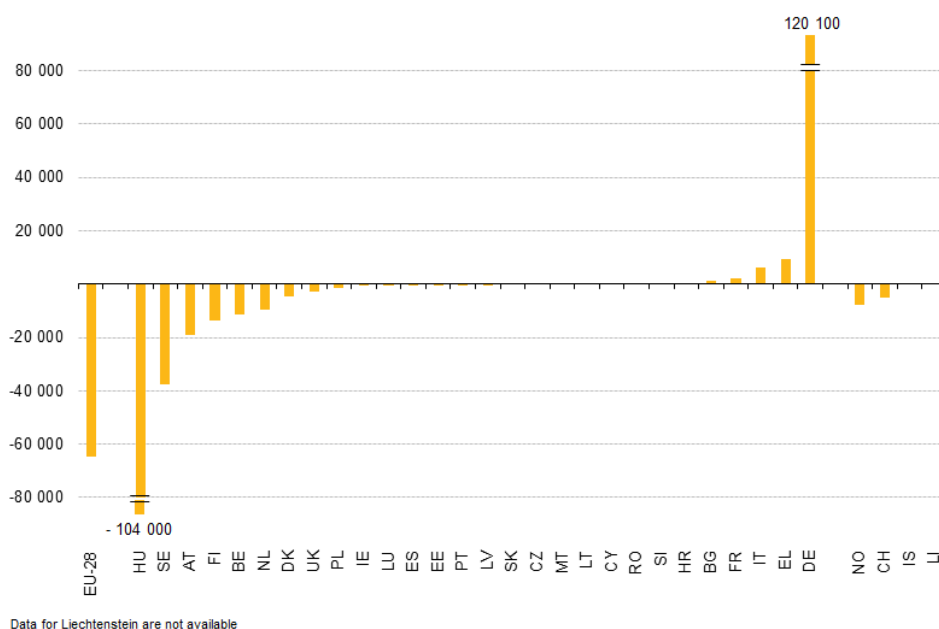


Figure 4: First time asylum applicants, absolute change between Q3 2015 and Q3 2016 - Source: Eurostat (migrasyappctzm), see country codes

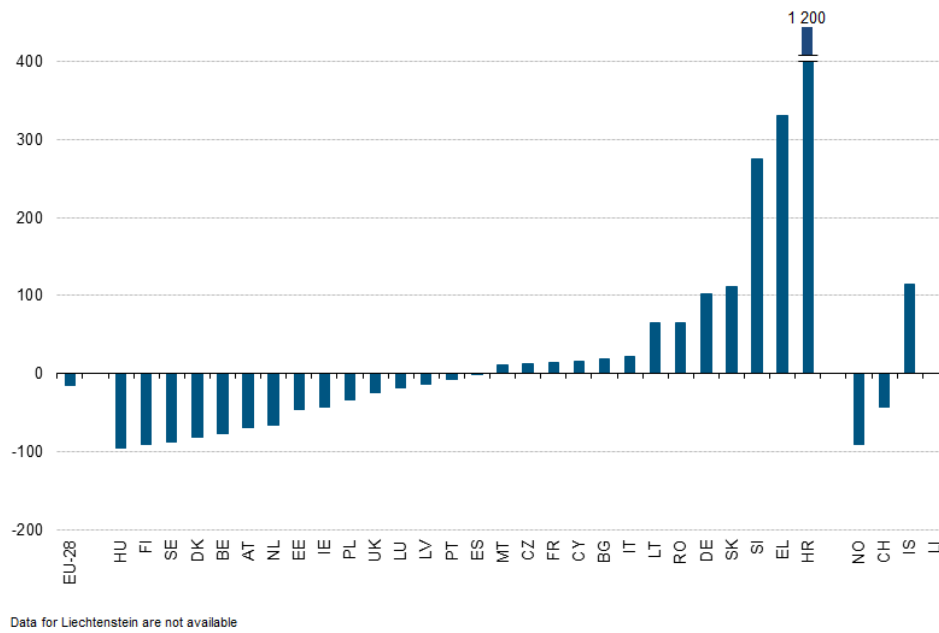


Figure 5: First time asylumapplicants, relative change between Q3 2015 and Q3 2016 - Source: Eurostat (migrasyappctzm), see country codes

Compared with the population of each Member State, the highest rate of registered first time applicants during the third quarter 2016 was recorded in Germany (2 890 first time applicants per million inhabitants), followed by Greece (1 152) and Malta (1 091). In contrast, the lowest rates were observed in Slovakia (7 applicants per million inhabitants), Portugal (19), Romania (22), the Czech Republic (28) and Estonia (30). In the third quarter 2016, there were in total 702 first time asylum applicants per million inhabitants in the EU as a whole (Table 2).

Decisions on asylum applications

280 900 first instance decisions³ were made by the national authorities of [EU Member States](#) during the third quarter of 2016. Among them, 63% were positive (i.e. granting a type of protection status) (Table 6).

Germany issued by far the most total first instance decisions⁴ during the third quarter of 2016 (117 800 decisions), followed by Sweden (23 800), France (21 500), Sweden (19 600), Italy (20 100) and Austria (10 500) (Figure 6, Table 6).

Most first instance decisions in the EU-28 were issued to Syrians (111 800), followed by Iraqis (29 300) and Afghans (27 300) (Table 7).

³Data on first instance decisions relate to decisions on applications granted to all asylum applicants i.e. First time asylum applicants and Repeat asylum applicants.

⁴Total decisions equal to positive decisions plus negative decisions.

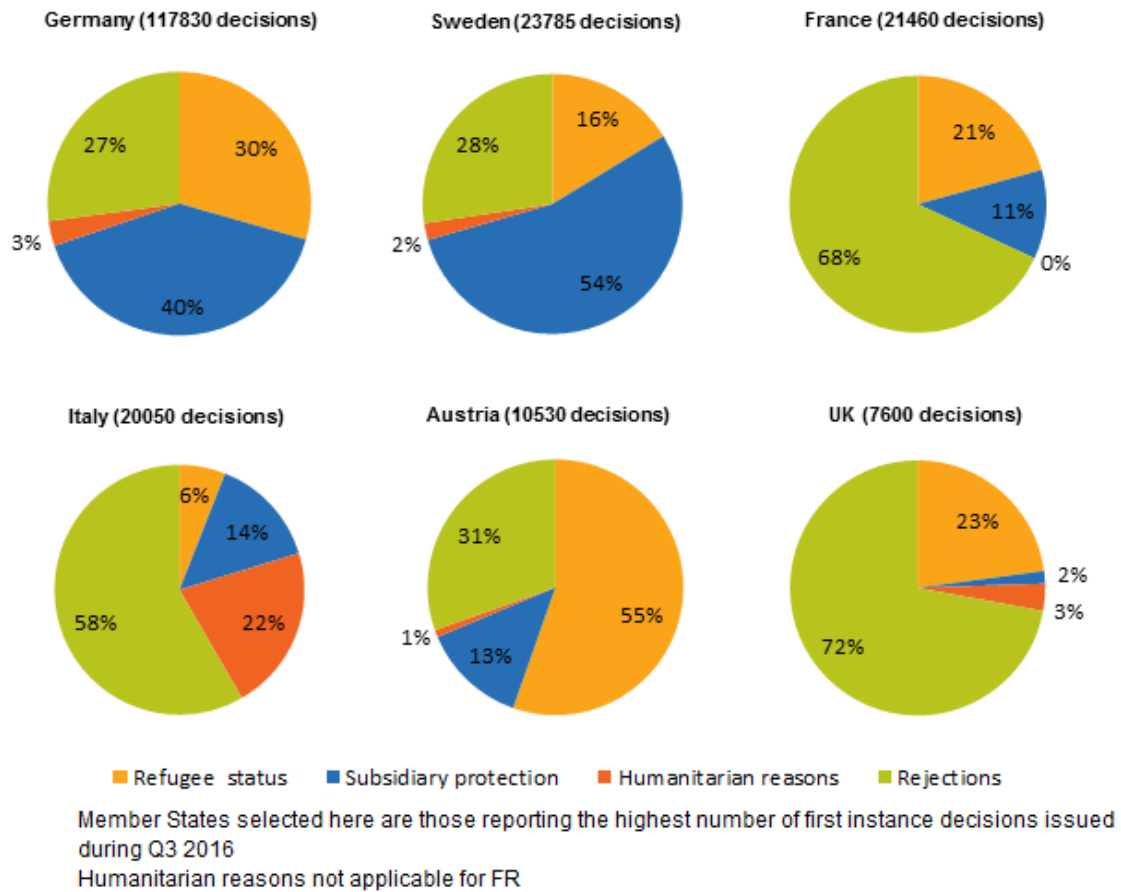
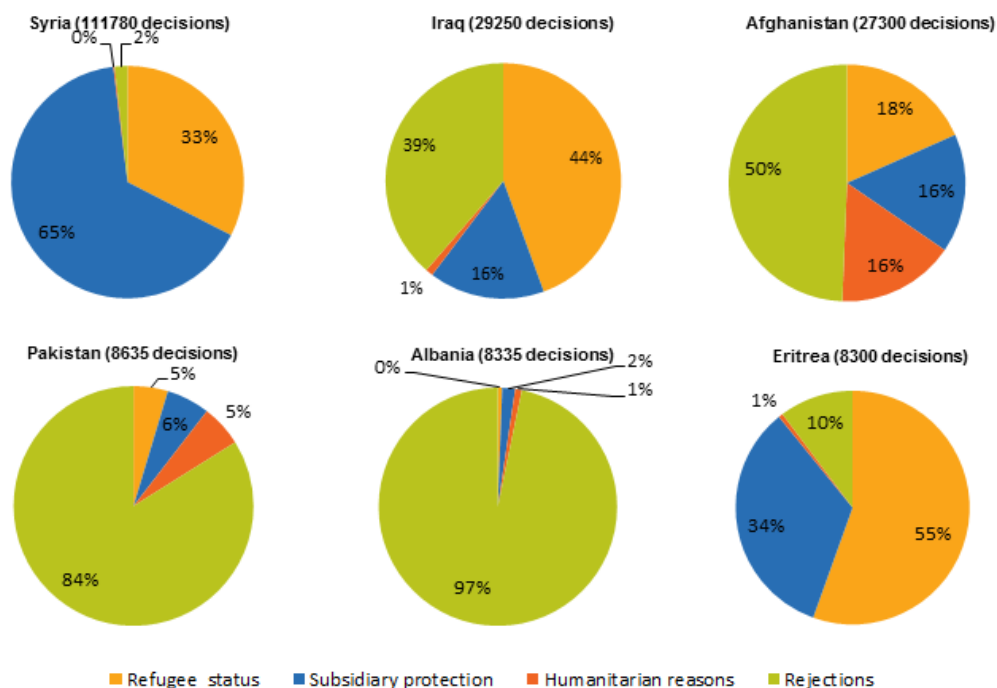


Figure 6 : First instance decisions by outcome, selected Member States, 3rd quarter 2016 - Source: Eurostat (migrasydcfstq)



Citizenships selected here are those for which the highest number of first instance decisions was issued during Q3 2016

Figure 7 : First instance decisions in the EU-28 by outcome, selected citizenships, 3rd quarter 2016 - Source: Eurostat (migrasydcfstq)

Syrians received by far the highest number of protection statuses in the EU Member States, including protection based on national legislations (109 800 positive first instance decisions, or 98% rate of recognition⁵), followed by Iraqis (17 900, or 61%) and Afghans (13 800, or 51%).

Of the 8 300 first instance decisions issued to Albanians only 200 were positive (or 3% rate of recognition), while of the 4 500 issued to Kosovans and of the 4 100 issued to Serbians only 300 and 100 were positive respectively (or 7% and 2% respectively) (Figure 7, Table 7).

⁵Rate of recognition is the share of (first instance) positive decisions in the total number of decisions at first instance. In this report, the exact number of decisions has been used instead of the presented rounded numbers. Rates of recognition for humanitarian status are not shown, but are part of the 'Total recognition rate'.

	Total decisions	Of which					Rate of recognition, %	
		Positive	of which			Rejected	Total	of which Refugee and subsidiary protection status
			Refugee status	Subsidiary protection	Humanitarian reasons			
EU-28	280 880	177 735	73 275	93 630	10 830	103 145	63	59
Belgium	5 735	3 390	2 740	650	-	2 345	59	59
Bulgaria	865	360	210	150	-	510	41	41
Czech Republic	280	90	5	85	0	190	32	31
Denmark	2 490	1 640	755	870	20	850	66	65
Germany	163 400	119 065	48 075	65 980	5 010	44 335	73	70
Estonia	50	35	25	10	0	15	73	73
Ireland	750	145	135	10	-	605	19	19
Greece	3 090	560	500	60	0	2 530	18	18
Spain	3 600	2 775	60	2 710	0	825	77	77
France	21 460	6 850	4 440	2 405	-	14 615	32	32
Croatia	85	45	40	5	0	45	51	51
Italy	20 050	8 350	1 195	2 865	4 290	11 695	42	20
Cyprus	330	170	40	130	0	160	51	51
Latvia	75	35	5	30	-	40	48	48
Lithuania	60	45	45	5	0	15	77	77
Luxembourg	390	240	230	10	-	155	61	61
Hungary	875	110	40	65	0	765	12	12
Malta	390	300	40	240	20	90	77	72
Netherlands	7 110	4 460	1 900	2 435	120	2 650	63	61
Austria	10 530	7 325	5 830	1 400	95	3 205	70	69
Poland	615	95	25	55	20	520	16	12
Portugal	165	90	35	50	-	75	55	55
Romania	305	220	185	35	0	85	73	73
Slovenia	70	50	45	5	-	20	74	74
Slovakia	40	25	0	0	20	15	61	8
Finland	6 690	1 885	1 065	350	475	4 805	28	21
Sweden	23 785	17 270	3 865	12 905	495	6 515	73	71
United Kingdom	7 600	2 120	1 740	120	260	5 480	28	24
Iceland	110	15	10	5	0	95	14	14
Liechtenstein	20	15	10	0	5	5	79	53
Norway	5 680	4 410	4 115	155	140	1 270	78	75
Switzerland	5 055	3 000	1 275	250	1 475	2 055	59	30

- Not applicable

Rate of recognition is the share of (first instance) positive decisions in the total number of decisions at first instance. In this calculation, the exact number of decisions has been used instead of the rounded numbers presented in this table. Rates of recognition for humanitarian status are not shown in this table, but are part of the total recognition rate.

Table 6 : First instance decisions by outcome and recognition rates, 3rd quarter 2016 - Source: Eurostat (migrasydcfstq)

First instance decisions				
Refugee status	Subsidiary protection	Humanitarian reasons	Rejections	
SYRIA - SY (117 780 decisions)				
Germany	26 835	Germany	55 345	195 Greece
Austria	3 935	Sweden	11 525	Netherlands
Netherlands	1 130	Spain	2 650	Denmark
Other	4 485	Other	3 670	Other
AFGHANISTAN - AF (27 300 decisions)				
Germany	3 510	Germany	1 430	Germany
Austria	390	Italy	945	Finland
Sweden	330	France	765	Sweden
Other	780	Other	1 300	Other
ALBANIA - AL (8 335 decisions)				
France	30	France	120	UK
Germany	5	Germany	15	Germany
UK	5	Sweden	5	Italy
Other	10	Other	20	Other
OTHER (87 280 decisions)				
Germany	4 040	Germany	4 545	Italy
France	2 885	Italy	1 215	Germany
Sweden	2 045	France	850	Sweden
Other	4 865	Other	1 295	Other

First instance decisions				
Refugee status	Subsidiary protection	Humanitarian reasons	Rejections	
IRAQ - IQ (29 250 decisions)				
Germany	10 310	Germany	3 365	Germany
Belgium	755	Netherlands	275	Finland
France	490	Austria	275	Sweden
Other	1 440	Other	735	Other
PAKISTAN - PK (8 635 decisions)				
UK	120	Italy	470	Italy
Italy	115	France	15	Germany
Germany	50	Germany	10	UK
Other	115	Other	15	Other
ERITREA - ER (8 300 decisions)				
Germany	3 320	Germany	1 265	Germany
Sweden	590	Sweden	760	Netherlands
France	235	Netherlands	605	Sweden
Other	460	Other	765	Other
NON-EU (280 880 decisions)				
Germany	48 075	Germany	65 980	Germany
Austria	5 830	Sweden	12 905	Italy
France	4 440	Italy	2 865	Sweden
Other	14 930	Other	11 885	Other

Citizenships selected here are those for which the highest number of first instance decisions was issued during Q3 2016

Table 9 : First instance decisions by destination country and outcome in the EU-28, selected citizenships of asylum applicants, 3rd quarter 2016 - Source: Eurostat (migrasydcfstq)

Data sources and availability

The data used for this publication are provided to Eurostat by the Ministries of Interior, Justice or immigration agencies of the Member States and EFTA countries. Data on asylum applications are collected monthly while data on first instance decisions are collected quarterly. Data are based entirely on relevant administrative sources.

Apart from statistics on first asylum applicants, these data are supplied in accordance with the provisions of Article 4 of the Regulation (EC) No 862/2007 of 11 July 2007 on Community statistics on migration and international protection. All data presented in this publication are rounded to the nearest 5, and are provisional (except as otherwise stated) and may be a subject to change.

- Country abbreviations: Belgium (BE), Bulgaria (BG), Czech Republic (CZ), Denmark (DK), Germany (DE), Estonia (EE), Ireland (IE), Greece (EL), Spain (ES), France (FR), Croatia (HR), Italy (IT), Cyprus (CY), Latvia (LV), Lithuania (LT), Luxembourg (LU), Hungary (HU), Malta (MT), the Netherlands (NL), Austria (AT), Poland (PL), Portugal (PT), Romania (RO), Slovenia (SI), Slovakia (SK), Finland (FI), Sweden (SE), the United Kingdom (UK), Iceland (IS), Lichtenstein (LI), Norway (NO) and Switzerland (CH).

Context

The Directorate-General Migration and Home Affairs (DG HOME) is responsible for developing EU policies on asylum.

The 1951 Geneva Convention relating to the status of refugees (as amended by the 1967 New York Protocol) has, for over 60 years, defined who is a refugee, and laid down a common approach towards refugees that has been one of the cornerstones for the development of a common asylum system within the EU.

Since 1999, the EU has worked towards creating a common European asylum regime in accordance with the Geneva Convention and other applicable international instruments. A number of directives in this area have been developed. The four main legal instruments on asylum — all recently recast — are:

- the Qualification Directive 2011/95/EU on standards for the qualification of non-EU nationals and stateless persons as beneficiaries of international protection, for a uniform status for refugees or for persons eligible for subsidiary protection;
- the Asylum Procedures Directive 2013/32/EU on common procedures for granting and withdrawing international protection;
- the Reception Conditions Directive 2013/33/EU laying down standards for the reception of applicants for international protection;

- the [Dublin Regulation \(EU\) No 604/2013](#) establishing the criteria and mechanisms for determining the Member State responsible for examining an application for international protection lodged in one of the Member States by a third-country national or stateless person.

The Hague programme was adopted by heads of state and government on 5 November 2004. It puts forward the idea of a common European asylum system (CEAS), in particular, it raises the challenge to establish common procedures and uniform status for those granted asylum or subsidiary protection. The European Commission's [policy plan on asylum](#) (COM(2008) 360 final) was presented in June 2008 which included three pillars to underpin the development of the CEAS:

- bringing more harmonisation to standards of protection by further aligning the EU Member States' asylum legislation;
- effective and well-supported practical cooperation;
- increased solidarity and sense of responsibility among EU Member States, and between the EU and non-member countries.

With this in mind, in 2009 the European Commission made a proposal to establish a European Asylum Support Office (EASO). The EASO supports EU Member States in their efforts to implement a more consistent and fair asylum policy. It also provides technical and operational support to EU Member States facing particular pressures (in other words, those EU Member States receiving large numbers of asylum applicants). The EASO became fully operational in June 2011 and has worked to increase its capacity, activity and influence, working with the European Commission and the [United Nations High Commissioner for Refugees](#) (UNHCR).

In May 2010, the European Commission presented an [action plan for unaccompanied minors](#) (COM(2010) 213 final), who are regarded as the most exposed and vulnerable victims of migration. This plan aims to set-up a coordinated approach and commits all EU Member States to grant high standards of reception, protection and integration for unaccompanied minors. As a complement to this action plan, the European Migration Network has produced a comprehensive [EU study on reception policies, as well as return and integration arrangements for unaccompanied minors](#) .

In December 2011, the European Commission adopted a Communication on ' [Enhanced intra-EU solidarity in the field of asylum](#) ' (COM(2011) 835 final). This provided proposals to reinforce practical, technical and financial cooperation, moving towards a better allocation of responsibilities and improved governance of the asylum system in the EU, namely through:

- introducing an evaluation and early warning mechanism to detect and address emerging problems;
- making the supporting role of the EASO more effective;
- increasing the amount of funds available and making these more flexible, taking into account significant fluctuations in the number of asylum seekers;
- developing and encouraging the relocation of beneficiaries of international protection between different EU Member States.

See also

- [Asylum statistics](#)
- [Dublin statistics on countries responsible for asylum application](#)
- [Statistics on enforcement of immigration legislation](#)
- [Residence permits statistics](#)

Further Eurostat information

Publications

News releases

- [Number of first time asylum seekers slightly up to almost 306 000 in the second quarter of 2016](#)
- [Number of first time asylum seekers down to fewer than 290 000 in the first quarter of 2016](#)

- Record number of over 1.2 million first time asylum seekers registered in 2015
- More than 410 000 first time asylum seekers registered in the third quarter of 2015
- Over 210 000 first time asylum seekers in the EU in the second quarter of 2015
- 185 000 first time asylum seekers in the EU in the first quarter of 2015

Data in focus

- Asylum applicants and first instance decisions on asylum applications: 2014
- Asylum applicants and first instance decisions on asylum applications: third quarter 2014
- Asylum applicants and first instance decisions on asylum applications: second quarter 2014
- Asylum applicants and first instance decisions on asylum applications: first quarter 2014
- Asylum applicants and first instance decisions on asylum applications: 2013
- Asylum applicants and first instance decisions on asylum applications: third quarter 2013
- Asylum applicants and first instance decisions on asylum applications: second quarter 2013
- Asylum applicants and first instance decisions on asylum applications: first quarter 2013
- Asylum applicants and first instance decisions on asylum applications: 2012
- Asylum applicants and first instance decisions on asylum applications: third quarter 2012
- Asylum applicants and first instance decisions on asylum applications: second quarter 2012
- Asylum applicants and first instance decisions on asylum applications: first quarter 2012

Main tables

- [Asylum and managed migration](#) , see:

Asylum and new asylum applicants - monthly data

Persons subject of asylum applications pending at the end of the month - monthly data

Asylum and new asylum applicants - annual aggregated data

First instance decisions on applications by type of decision - annual aggregated data

Final decisions on applications - annual data

Asylum applicants considered to be unaccompanied minors - annual data

Resettled persons - annual data

Database

- [Asylum and managed migration](#) , see:

Applications (migrasyapp)

Asylum applicants by citizenship till 2007 Annual data (rounded) (migrasyctz)

First time asylum applicants by citizenship till December 2007 Monthly data (rounded) (migrasyctzm)

Asylum and first time asylum applicants by citizenship, age and sex Annual aggregated data (rounded) (migrasyappctza)

Asylum and first time asylum applicants by citizenship, age and sex Monthly data (rounded) (migrasyappctzm)

Persons subject of asylum applications pending at the end of the month by citizenship, age and sex - Monthly data (rounded) (migrasyenctzm)

Asylum applications withdrawn by citizenship, age and sex Annual aggregated data (rounded) (migrasywitha)

- Asylum applications withdrawn by citizenship, age and sex - Monthly data (rounded) (migrasy-withm)
- Asylum applicants considered to be unaccompanied minors by citizenship, age and sex Annual data (rounded) (migrasyunaa)
- Decisions on applications and resettlement (migrasydec)
 - Decisions on asylum applications by citizenship till 2007 Annual data (rounded) (migrasydctzy)
 - Decisions on asylum applications by citizenship till December 2007 Monthly data (rounded) (migrasydctzm)
 - First instance decisions on applications by citizenship, age and sex Annual aggregated data (rounded) (migrasydcfsta)
 - First instance decisions on applications by citizenship, age and sex Quarterly data (rounded) (migrasydcftq)
 - Decisions withdrawing status granted at first instance decision by type of status withdrawn and by citizenship Annual aggregated data (rounded) (migrasywitfsta)
 - Decisions withdrawing status granted at first instance decision by type of status withdrawn and by citizenship Quarterly data (rounded) (migrasywitfstq)
 - Final decisions on applications by citizenship, age and sex Annual data (rounded) (migrasydcfina)
 - Decisions withdrawing status granted as final decision by type of status withdrawn Annual data (rounded) (asywitfina)
 - Resettled persons by age, sex and citizenship Annual data (rounded) (migrasyresa)

Dedicated section

- [Asylum and managed migration](#)

Methodology / Metadata

- [Applications \(migrasyapp\)](#) (ESMS metadata file — migrasyappesms)
- [Decisions on applications and resettlement \(migrasydec\)](#) (ESMS metadata file — migrasydecesms)

External links

- [European Commission - DG Migration and Home Affairs - Asylum](#)
- [European Asylum Support Office - EASO](#)
- [European Migration Network - EMN](#)
- [UNHCR - Statistics](#)