

Data extracted on 21 September 2016. Most recent data: Further Eurostat information, Main tables and Database . Planned update of the article: December 2016.

First time asylum applicants and first instance decisions on asylum applications: second quarter 2016

This article describes recent developments in relation to numbers of [asylum applicants](#) and first instance decisions on [asylum applications](#) in the [European Union \(EU\)](#) . Asylum is a form of international protection given by a state on its territory. It is granted to a person who is unable to seek protection in his/her country of citizenship and/or residence, in particular for fear of being persecuted for reasons of race, religion, nationality, membership of a particular social group, or political opinion.

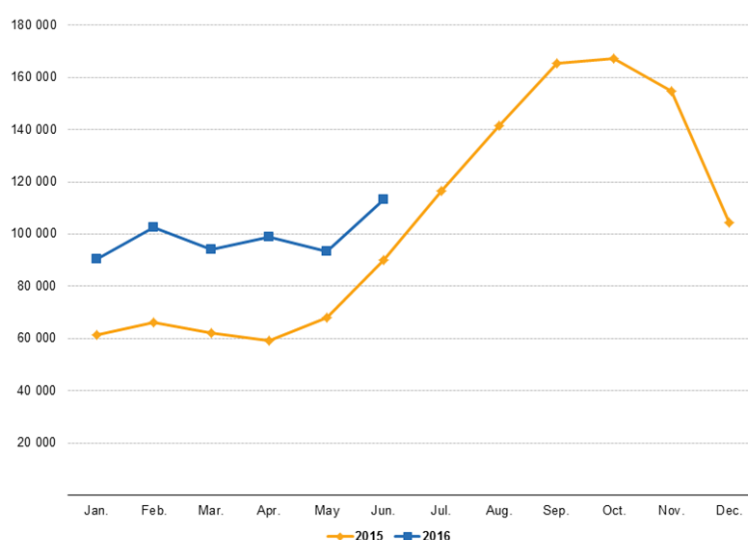


Figure 1: First time asylum applicants, EU-28, January 2015 – June 2016 - Source: Eurostat (migrasyappctzm)

Main statistical findings

Increase in asylum applicants

The number of [first time asylum applicants](#) ¹²increased by 40 % in the second quarter of 2016 compared with the same quarter of 2015, while it slightly increased by 6 % compared with the first quarter of 2016. Overall,

¹First time applicant for international protection is a person who lodged an application for asylum for the **first time** in a given Member State.

²Editions of this quarterly report until the fourth quarter of 2014 referred to 'Total asylum applicants', whereas this quarterly Statistics Explained article refers to the number of 'First time asylum applicants' only. The indicator 'First time asylum applicants' excludes repeat applicants i.e. persons applying for asylum more than once in one country and therefore more accurately presents the number of persons applying for international protection in the EU Member States. The use of this indicator is now possible as all Member States are able to provide it to Eurostat.

the number of persons seeking asylum from non-EU countries in the EU-28 during the second quarter of 2016 reached 305 700. This was 88 100 more than in the same quarter of 2015 (Table 1, Table 2). Out of the 317 900 total asylum applicants (i.e. including repeat applicants), 305 700 (96 %) were first time applicants (Table 2, Table 3).

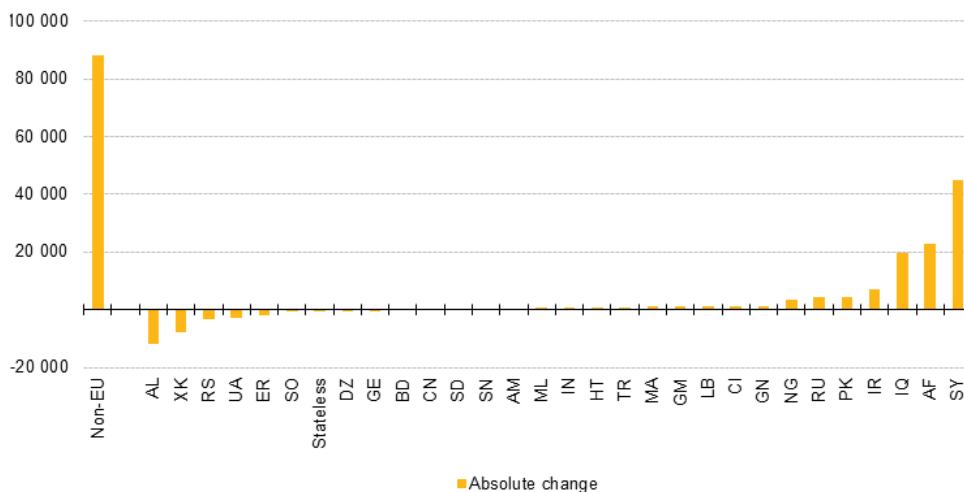


Figure 2: First time asylum applicants by citizenship, EU-28, absolute change between Q2 2015 and Q2 2016 - Source: Eurostat (migrasyappctzm), see country codes

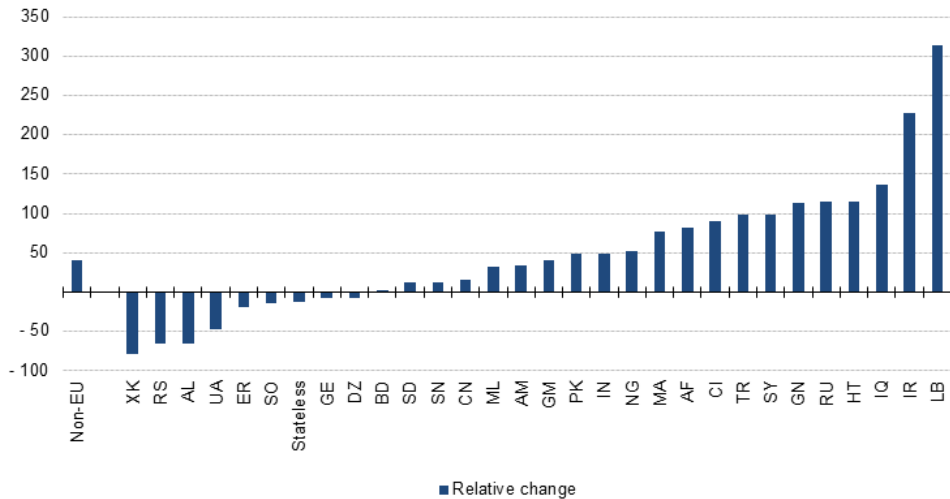


Figure 3: First time asylum applicants by citizenship, EU-28, relative change between Q2 2015 and Q2 2016 - Source: Eurostat (migrasyappctzm), see country codes

Where do they come from?

Citizens of 148 countries sought asylum for the first time in the EU in the second quarter of 2016. Syrians, Afghanis and Iraqis were the top 3 citizenships of asylum seekers, lodging 90 500, 50 300 and 34 300 applications respectively (Table 1).

	Q2 2015				Q3 2015			Q4 2015				Q1 2016				Q2 2016			Q2 2016	Change in %		Last 12 months
	Apr.	May	Jun.	Jul.	Aug.	Sep.	Oct.	Nov.	Dec.	Jan.	Feb.	Mar.	Apr.	May	Jun.	between Q1 2016 and Q2 2016	between Q2 2015 and Q2 2016					
Non-EU	59 180	68 180	90 255	116 345	141 370	165 410	167 190	154 695	104 440	90 285	102 715	94 080	98 890	93 460	113 370	305 715	6	40	1 442 245			
Syria - (SY)	11 395	13 230	20 835	31 570	48 825	60 815	58 735	51 980	34 420	32 845	37 715	31 990	31 740	27 835	30 880	90 455	-12	99	479 145			
Afghanistan - (AF)	5 545	9 000	12 980	18 375	19 345	20 505	26 310	33 860	19 115	11 595	11 730	11 465	14 495	15 280	20 510	50 285	45	83	222 585			
Iraq - (IQ)	3 565	4 620	6 335	8 095	11 925	25 505	24 685	17 755	11 185	10 260	12 940	11 845	11 975	10 125	12 235	34 335	-2	136	168 515			
Pakistan - (PK)	2 235	2 695	3 965	6 675	9 385	5 330	3 935	3 895	3 025	3 435	3 940	4 320	4 155	4 205	4 815	13 180	13	48	57 115			
Iran - (IR)	1 010	985	1 170	1 400	1 650	2 480	4 680	5 975	3 760	2 965	3 175	3 435	3 355	3 180	3 865	10 395	9	228	39 915			
Nigeria - (NG)	1 465	2 185	2 590	3 685	3 615	4 085	3 380	2 775	1 895	2 030	2 090	2 110	2 635	2 855	4 020	9 510	53	52	35 175			
Russia - (RU)	1 095	1 090	1 465	1 475	1 905	2 365	2 295	1 830	1 615	875	1 215	1 535	2 030	2 485	3 320	7 840	116	114	22 945			
Eritrea - (ER)	1 570	3 590	4 215	4 260	4 395	3 580	4 365	2 175	1 615	1 265	1 710	1 475	1 910	2 165	3 555	7 630	71	-19	32 470			
Albania - (AL)	5 485	5 635	6 680	8 980	9 360	8 275	6 300	4 350	2 845	2 065	2 130	1 860	2 100	1 820	2 235	6 155	2	-65	52 320			
Somalia - (SO)	1 365	2 090	2 030	2 105	1 920	2 045	1 865	1 555	1 040	840	900	1 015	1 560	1 355	1 800	4 710	71	-14	17 990			
Gambia - (GM)	800	915	1 025	1 140	1 200	1 210	1 360	855	600	830	915	1 065	1 175	1 180	1 485	3 840	37	40	13 010			
Ukraine - (UA)	2 030	1 665	2 085	1 770	1 470	1 930	1 720	1 695	1 345	1 095	1 085	1 205	1 245	845	935	3 030	-10	-48	16 320			
Bangladesh - (BD)	750	935	1 150	1 935	3 565	2 205	1 835	1 590	1 400	1 095	1 085	940	945	925	1 015	2 885	-7	2	18 520			
Guinea - (GN)	400	375	460	535	445	595	615	475	455	555	640	620	720	875	1 040	2 635	45	114	7 575			
Ivory Coast - (CI)	430	415	520	565	540	670	555	440	380	505	525	545	710	855	1 040	2 605	66	90	7 325			
Stateless	545	865	1 280	1 420	1 625	2 650	3 700	3 520	1 625	1 350	1 125	860	795	685	860	2 335	-30	-13	20 210			
Morocco - (MA)	425	425	470	335	350	430	455	685	785	775	1 100	935	910	725	695	2 330	-17	77	8 180			
Mali - (ML)	520	620	600	755	815	970	840	745	435	480	585	635	665	775	860	2 300	37	32	8 545			
Senegal - (SN)	665	665	685	900	955	945	775	575	435	500	590	710	730	765	785	2 275	26	13	8 660			
Kosovo - (XK)	5 320	2 690	2 260	1 995	1 365	1 640	1 110	760	870	920	870	730	735	765	765	2 265	-10	-78	12 525			
Sudan - (SD)	430	650	915	1 770	1 470	1 270	1 205	835	1 185	705	780	955	830	640	770	2 240	-8	12	12 410			
Algeria - (DZ)	665	765	875	545	620	560	725	660	630	645	1 175	820	820	855	650	2 130	-19	-8	8 510			
Turkey - (TR)	340	315	325	290	270	385	395	405	295	350	505	465	575	600	775	1 945	47	98	5 315			
India - (IN)	340	365	480	490	500	460	475	540	365	495	575	530	520	495	740	1 760	10	48	6 195			
Serbia - (RS)	1 725	1 655	1 630	1 775	1 610	1 505	1 130	1 005	565	645	730	650	645	465	595	1 705	-16	-66	11 315			
China - (CN)	435	465	545	410	440	540	715	555	385	340	400	420	445	655	575	1 680	45	16	5 890			
Georgia - (GE)	530	510	710	505	425	640	585	640	500	425	515	510	485	490	635	1 610	11	-8	6 350			
Lebanon - (LB)	130	90	140	110	110	245	465	735	455	445	355	365	445	430	605	1 485	27	313	4 770			
Armenia - (AM)	300	340	395	345	360	465	410	430	365	315	280	310	345	395	645	1 385	53	34	4 670			
Haiti - (HT)	155	220	260	230	410	345	310	390	285	275	245	315	385	435	550	1 370	65	115	4 180			
Other (non-EU)	7 495	8 115	11 165	11 890	10 490	10 770	11 275	11 015	10 595	9 575	11 130	9 450	8 815	8 495	10 105	27 415	-9	2	123 605			

Countries selected here are those with the highest number of asylum applicants registered during Q2 2016
Kosovo - see methodological notes; CD - Congo, the Democratic Republic of the

Table 1: First time asylum applicants in the EU-28 by citizenship, Q2 2015 – Q2 2016 - Source: Eurostat (migrasyappctzm)

	Q2 2015				Q3 2015				Q4 2015				Q1 2016				Q2 2016				Last 12 months ⁽¹⁾
	Apr.	May	Jun.	Jul.	Aug.	Sep.	Oct.	Nov.	Dec.	Jan.	Feb.	Mar.	Apr.	May	Jun.	Q2 2016	Change in % between Q1 2016 and Q2 2016	Change in % between Q2 2015 and Q2 2016	Applicants per million population ⁽¹⁾ Q2 2016		
EU-28	59 180	68 180	90 255	116 345	141 370	165 410	167 190	154 695	104 440	90 285	102 715	94 080	98 890	93 460	113 370	305 715	6	40	600	1 442 245	
Belgium	1 110	1 615	2 315	3 130	5 160	6 360	5 625	5 530	4 810	2 395	1 310	1 015	1 030	830	775	2 630	-44	-48	235	37 860	
Bulgaria	1 120	1 325	1 605	1 850	1 435	2 060	3 530	2 395	1 660	1 910	1 155	990	1 045	1 080	1 385	3 505	-13	-13	490	20 480	
Czech Republic	105	85	85	75	85	100	115	115	110	100	150	110	115	75	90	280	-22	51	25	1 235	
Denmark	545	870	1 075	1 030	1 810	2 680	3 625	5 020	2 665	1 625	900	460	395	360	465	1 215	-59	-1	215	21 025	
Germany	25 830	25 105	34 075	36 505	36 305	44 480	58 125	57 685	46 725	50 530	66 125	58 310	59 670	54 050	73 025	186 745	7	120	2 275	641 535	
Estonia	30	10	25	20	10	45	20	10	10	0	0	5	5	25	5	35	580	-46	25	150	
Ireland	265	255	335	290	330	405	265	290	210	210	190	140	155	140	155	450	-17	-47	95	2 780	
Greece	855	1 005	1 000	1 065	880	940	845	1 000	1 160	1 050	1 320	2 820	3 615	4 215	4 185	12 015	132	320	1 115	23 095	
Spain	1 330	1 055	1 290	1 145	1 030	1 405	1 470	1 740	1 225	1 095	925	885	1 155	1 315	1 500	3 970	37	8	85	14 895	
France	5 175	4 355	5 150	5 330	5 240	7 070	7 735	7 145	8 595	5 665	6 210	6 075	5 830	5 875	6 130	17 835	-1	21	270	76 900	
Croatia	10	5	5	10	5	20	20	15	10	20	30	115	180	80	55	320	96	1 225	75	560	
Italy	4 500	5 130	5 265	8 510	8 775	11 105	10 365	8 270	6 075	7 415	7 610	7 305	7 960	9 125	9 960	27 045	21	82	445	102 480	
Cyprus	145	120	135	155	120	330	235	245	190	220	230	185	185	170	160	510	-19	28	605	2 425	
Latvia	25	30	50	30	20	45	70	10	5	10	15	10	40	5	45	90	184	-13	45	300	
Lithuania	25	25	10	35	30	20	35	20	25	10	10	20	10	15	45	70	89	15	25	275	
Luxembourg	70	85	95	90	165	365	375	425	430	260	135	105	125	115	170	410	-18	67	715	2 765	
Hungary	6 485	9 800	16 385	30 870	46 720	30 495	490	195	175	335	2 065	4 430	5 685	4 625	4 605	14 915	118	-54	1 515	130 695	
Malta	105	160	115	140	115	170	230	190	130	105	135	145	105	115	165	385	-1	1	880	1 740	
Netherlands	1 135	2 250	2 925	2 980	5 325	6 425	9 965	6 225	3 375	2 540	1 760	1 225	920	985	1 015	2 920	-47	-54	170	42 740	
Austria	3 715	6 190	7 485	8 555	8 500	10 545	12 015	11 655	7 135	5 750	4 945	3 185	4 020	3 760	3 020	10 800	-22	-38	1 240	83 080	
Poland	540	525	700	985	1 235	1 490	1 260	1 095	985	535	785	1 010	1 095	1 330	1 425	3 845	65	118	100	13 225	
Portugal	80	80	90	70	75	70	70	65	50	60	35	50	50	50	60	160	7	-36	15	705	
Romania	205	85	85	85	110	75	90	85	65	40	80	95	85	50	80	215	-1	-43	10	935	
Slovenia	15	10	15	10	20	40	20	45	35	15	270	200	30	55	30	115	-77	171	55	770	
Slovakia	5	20	5	5	5	5	5	15	160	5	0	0	0	5	5	10	-38	-62	0	225	
Finland	335	510	760	1 455	2 865	10 805	6 985	5 690	1 785	980	825	340	360	315	335	1 010	-53	-37	185	32 745	
Sweden	3 405	4 850	6 045	7 515	11 270	23 735	38 535	36 075	13 275	3 735	2 245	1 725	1 530	1 490	1 435	4 455	-42	-69	450	142 560	
United Kingdom	2 015	2 615	3 140	4 405	3 720	4 115	5 170	3 450	3 375	3 675	3 260	3 130	3 505	3 210	3 055	9 765	-3	26	150	44 065	
Iceland	20	5	5	45	60	60	55	45	35	45	35	45	45	55	35	135	9	..	410	505	
Liechtenstein	0	5	5	10	10	5	25	200	30	
Norway	520	1 160	1 075	1 335	2 285	4 885	8 570	8 105	1 005	380	235	270	225	195	245	665	-25	-76	125	27 735	
Switzerland	1 270	2 070	3 665	3 785	3 785	4 410	4 635	5 555	4 760	3 510	2 540	1 890	1 620	1 785	2 215	5 620	-29	-20	675	40 495	

⁽¹⁾ Relative to population as of 1st of January 2016

⁽²⁾ Data for Iceland for June-July 2015 and for Liechtenstein for 2015 are not available

.. : data are not available

Table 2: First time asylum applicants, Q2 2015 – Q2 2016 - Source: Eurostat (migrasypctzm)

Syrians (45 000 more applicants compared with the second quarter of 2015) added most to the overall increase in first time asylum applicants in absolute terms, followed by Afghanis (22 800 more) and Iraqis (19 800 more). In a contrast case are asylum applicants from Albania and Kosovo which have decreased by 11 700 and 8 000 less respectively (Figure 2, Table 1).

Asylum applicants from Lebanon (4 times more) recorded the most substantial relative increase in the EU in the second quarter of 2016 compared with the same quarter of 2015, followed by Iranians (more than 3 times more), Iraqis, applicants from Haiti, Russia and Guinea (each more than 2 times more) and by Syrians (2 times more) (Figure 3, Table 1).

Of the 90 500 Syrians who applied for the first time for asylum in the EU in the second quarter of 2016 almost 80% were registered in Germany (71 800). Similarly, 65% of Afghanis (32 600) and 81% of Iraqis (27 800) seeking asylum protection for the first time in the EU applied as well in Germany during the second quarter of 2016. Syrians and Afghanis each were the main citizenship of asylum seekers in 8 EU Member States (Table 4, Table 5).

	Q2 2015			Q3 2015			Q4 2015			Q1 2016			Q2 2016			Change in % between Q1 2016 and Q2 2016	Applicants per million population (¹) Q2 2016	Last 12 months
	Apr.	May	Jun.	Jul.	Aug.	Sep.	Oct.	Nov.	Dec.	Jan.	Feb.	Mar.	Apr.	May	Jun.			
EU-28	64 840	73 040	95 945	122 500	147 095	170 825	171 895	158 665	108 770	94 020	106 770	98 580	102 835	97 355	117 730	6	36	1 497 040
Belgium	1 620	2 095	2 880	3 590	5 585	6 830	6 020	5 725	5 220	2 840	1 515	1 370	1 295	1 185	1 075	-38	-46	42 255
Bulgaria	1 130	1 345	1 630	1 870	1 445	2 075	3 545	2 415	1 695	1 965	1 195	1 040	1 105	1 115	1 425	-13	-11	20 890
Czech Republic	130	110	105	100	105	125	130	135	140	110	180	130	150	95	105	-16	2	1 500
Denmark	555	880	1 090	1 035	1 815	2 690	3 635	5 030	2 670	1 650	910	470	405	370	470	-59	-51	21 150
Germany	28 720	27 595	37 030	39 825	39 480	47 185	60 355	59 615	48 270	52 080	67 765	59 915	60 905	55 205	74 575	6	104	685 175
Estonia	30	10	25	20	10	45	20	10	10	0	5	5	5	35	5	557	-28	165
Ireland	265	255	335	290	330	405	265	290	210	215	195	140	155	140	155	-17	-47	2 790
Greece	980	1 145	1 120	1 235	1 050	1 155	1 045	1 170	1 315	1 170	1 470	2 955	3 700	4 280	4 255	119	277	24 800
Spain	1 345	1 065	1 305	1 170	1 045	1 425	1 490	1 765	1 230	1 105	935	890	1 165	1 325	1 510	37	8	15 050
France	5 650	4 745	5 730	5 735	5 580	7 370	8 060	7 370	9 485	6 120	6 960	6 980	6 650	6 545	6 865	0	24	83 715
Croatia	15	10	10	10	10	25	25	20	15	20	35	120	185	85	65	91	833	620
Italy	4 580	5 170	5 320	8 600	8 805	11 195	10 420	8 345	6 105	7 500	7 690	7 405	8 130	9 250	10 040	21	82	103 485
Cyprus	165	135	150	165	125	350	240	260	205	225	240	200	185	180	165	-20	17	2 535
Latvia	25	35	50	30	20	45	70	10	5	10	15	10	40	5	45	171	-13	300
Lithuania	25	25	10	35	35	25	35	25	30	10	10	25	10	15	45	83	16	290
Luxembourg	80	95	105	115	190	380	385	425	440	270	135	110	130	125	175	-16	54	2 885
Hungary	6 690	9 970	16 580	31 285	47 095	30 795	615	325	230	435	2 175	4 575	5 810	4 750	4 745	113	-54	132 835
Malta	115	180	120	145	130	175	235	195	160	110	140	180	115	130	175	-3	2	1 895
Netherlands	1 320	2 370	3 060	3 140	5 470	6 620	10 120	6 360	3 515	2 660	1 895	1 350	1 070	1 135	1 170	-43	-50	44 500
Austria	4 040	6 390	7 675	8 790	8 795	10 780	12 275	11 930	7 280	5 925	5 110	3 345	4 170	3 860	3 190	-22	-38	85 455
Poland	750	680	860	1 145	1 375	1 690	1 430	1 270	1 145	615	890	1 120	1 265	1 495	1 595	66	90	15 040
Portugal	80	80	90	70	75	70	70	65	75	60	55	180	75	190	175	52	77	1 155
Romania	210	90	85	90	110	80	90	85	65	40	90	100	85	50	80	-6	-45	960
Slovenia	15	15	15	10	20	40	25	45	35	15	270	205	30	55	35	-75	165	790
Slovakia	10	25	10	10	10	10	15	15	160	5	5	10	15	15	5	67	-22	275
Finland	340	515	770	1 480	2 890	10 815	7 005	5 715	1 830	1 010	855	360	385	340	350	-52	-34	33 030
Sweden	3 915	5 375	6 610	8 060	11 725	24 260	39 055	36 585	13 830	4 165	2 745	2 245	2 050	2 110	2 130	-31	-60	148 955
United Kingdom	2 040	2 645	3 170	4 445	3 770	4 170	5 220	3 475	3 395	3 705	3 295	3 150	3 550	3 255	3 110	-2	26	44 540
Iceland	20	5	20	20	45	60	55	45	35	50	35	45	45	55	35	3	209	535
Liechtenstein	5	15	20	10	10	35	20	10	15	0	5	5	10	10	5	127	-34	135
Norway	580	1 225	1 145	1 395	2 330	4 935	8 660	8 155	1 030	415	255	300	245	215	265	-25	-75	28 205
Switzerland	1 375	2 195	3 800	3 895	3 890	4 540	4 745	5 680	4 865	3 620	2 700	1 990	1 740	1 880	2 325	-28	-19	41 865

(¹) Relative to population as of 1st of January 2016

Table 3: Asylum applicants (including first time asylum applicants), Q2 2015 – Q2 2016 - Source: Eurostat (migrasyappctzm)

		EU-28		# (%)	
		Syria	90 455	30	
		Afghanistan	50 285	16	
		Iraq	34 335	11	
		Pakistan	13 180	4	
		Iran	10 395	3	
		Other	107 065	35	
BELGIUM		# (%)		# (%)	
Afghanistan	405	15	Afghanistan	2 080	59
Syria	385	15	Syria	490	14
Somalia	180	7	Iraq	465	13
Guinea	150	6	Pakistan	335	10
Albania	115	4	Iran	70	2
Other	1 395	53	Other	65	2
DENMARK		# (%)		# (%)	
Afghanistan	280	23	Syria	71 825	38
Syria	135	11	Afghanistan	32 605	17
Somalia	85	7	Iraq	27 800	15
Morocco	75	6	Iran	7 075	4
Eritrea	75	6	Eritrea	4 055	2
Other	565	47	Other	43 390	23
IRELAND		# (%)		# (%)	
Pakistan	70	16	Syria	8 000	67
Zimbabwe	55	12	Iraq	1 100	9
Albania	40	9	Pakistan	620	5
Nigeria	40	9	Afghanistan	525	4
Syria	35	8	Iran	275	2
Other	210	47	Other	1 490	12
FRANCE		# (%)		# (%)	
Afghanistan	1 425	8	Afghanistan	110	35
Haiti	1 365	8	Iraq	75	24
Albania	1 170	7	Syria	35	11
Syria	1 135	6	Iran	20	6
Sudan	1 120	6	Morocco	20	6
Other	11 620	65	Other	55	17
CYPRUS		# (%)		# (%)	
Syria	155	30	Afghanistan	30	32
Pakistan	60	12	Syria	30	32
Somalia	45	9	Russia	10	11
Vietnam	35	7	India	10	11
India	30	6	Iraq	5	5
Other	190	37	Other	10	11
LUXEMBOURG		# (%)		# (%)	
Syria	65	16	Afghanistan	6 890	46
Kosovo	55	13	Syria	2 810	19
Albania	40	10	Pakistan	1 855	12
Morocco	35	8	Iraq	1 480	10
Iraq	35	8	Iran	480	3
Other	185	45	Other	1 400	9
NETHERLANDS		# (%)		# (%)	
Albania	365	12	Afghanistan	3 845	36
Syria	295	10	Syria	1 920	18
Eritrea	230	8	Pakistan	920	9
Serbia	180	6	Iraq	615	6
Afghanistan	170	6	Somalia	615	6
Other	1 685	58	Other	2 875	27
PORTUGAL		# (%)		# (%)	
Ukraine	40	25	Syria	95	46
Guinea	15	9	Iraq	30	15
CD	15	9	Afghanistan	10	5
Congo	10	6	Yemen	10	5
Senegal	10	6	Turkey	5	2
Other	70	44	Other	55	27
SLOVAKIA		# (%)		# (%)	
Ukraine	5	50	Iraq	245	24
			Somalia	205	20
			Syria	100	10
			Afghanistan	60	6
			Eritrea	45	4
Other	5	50	Other	360	35
UNITED KINGDOM		# (%)		# (%)	
Iran	1 250	13	Syria	100	15
Pakistan	1 070	11	Afghanistan	80	12
Afghanistan	845	9	Eritrea	60	9
Iraq	840	9	Iraq	55	8
Bangladesh	585	6	Somalia	50	8
Other	5 175	53	Other	320	48
LIECHTENSTEIN		# (%)		# (%)	
Serbia	10	40	Syria	100	15
			Afghanistan	80	12
			Eritrea	60	9
			Iraq	55	8
			Somalia	50	8
Other	15	60	Other	320	48
NORWAY		# (%)		# (%)	
			Syria	100	15
			Afghanistan	80	12
			Eritrea	60	9
			Iraq	55	8
			Somalia	50	8
			Other	320	48
CZECH REPUBLIC		# (%)		# (%)	
Ukraine	90	32	Syria	71 825	38
China	25	9	Afghanistan	32 605	17
Cuba	25	9	Iraq	27 800	15
Vietnam	20	7	Iran	7 075	4
Syria	15	5	Eritrea	4 055	2
Other	105	38	Other	43 390	23
ESTONIA		# (%)		# (%)	
Iran	5	14	Syria	8 000	67
Afghanistan	5	14	Iraq	1 100	9
Armenia	5	14	Pakistan	620	5
Palestine	5	14	Afghanistan	525	4
Ukraine	5	14	Iran	275	2
Other	10	29	Other	1 490	12
SPAIN		# (%)		# (%)	
Venezuela	870	22	Afghanistan	110	35
Syria	865	22	Iraq	75	24
Ukraine	705	18	Syria	35	11
Algeria	140	4	Iran	20	6
Colombia	135	3	Morocco	20	6
Other	1 255	32	Other	55	17
ITALY		# (%)		# (%)	
Nigeria	4 395	16	Afghanistan	6 890	46
Pakistan	3 565	13	Syria	2 810	19
Eritrea	2 160	8	Pakistan	1 855	12
Gambia	2 065	8	Iraq	1 480	10
Ivory Coast	1 890	7	Iran	480	3
Other	12 965	48	Other	1 400	9
LITHUANIA		# (%)		# (%)	
Syria	30	40	Afghanistan	3 845	36
Ukraine	10	13	Syria	1 920	18
Iraq	10	13	Pakistan	920	9
Russia	5	7	Iraq	615	6
Afghanistan	5	7	Somalia	615	6
Other	15	20	Other	2 875	27
MALTA		# (%)		# (%)	
Libya	165	43	Syria	95	46
Somalia	60	16	Iraq	30	15
Syria	55	14	Afghanistan	10	5
Eritrea	35	9	Yemen	10	5
Ukraine	15	4	Turkey	5	2
Other	55	14	Other	55	27
POLAND		# (%)		# (%)	
Russia	3 150	82	Syria	95	46
Tajikistan	300	8	Iraq	30	15
Ukraine	160	4	Afghanistan	10	5
Armenia	105	3	Yemen	10	5
Georgia	15	0	Turkey	5	2
Other	115	3	Other	55	27
SLOVENIA		# (%)		# (%)	
Syria	35	30	Syria	95	46
Iraq	15	13	Iraq	30	15
Pakistan	10	9	Afghanistan	10	5
Afghanistan	10	9	Yemen	10	5
Eritrea	10	9	Turkey	5	2
Other	35	30	Other	55	27
SWEDEN		# (%)		# (%)	
Syria	775	17	Syria	95	46
Somalia	370	8	Iraq	30	15
Iraq	325	7	Afghanistan	10	5
Afghanistan	305	7	Yemen	10	5
Iran	225	5	Turkey	5	2
Other	2 460	55	Other	55	27
ICELAND		# (%)		# (%)	
Albania	35	27	Syria	95	46
MK	15	12	Iraq	30	15
Palestine	10	8	Afghanistan	10	5
Syria	5	4	Yemen	10	5
Iran	5	4	Turkey	5	2
Other	60	46	Other	55	27
SWITZERLAND		# (%)		# (%)	
Eritrea	965	17	Syria	95	46
Somalia	585	10	Iraq	30	15
Afghanistan	360	6	Afghanistan	10	5
Syria	350	6	Yemen	10	5
Gambia	345	6	Turkey	5	2
Other	3 015	54	Other	55	27

Citizenships selected here are those with the highest number of asylum applicants registered during Q2 2016 in the EU-28;

Absolute number of asylum applications

% Percentage shares are calculated on rounded figures and may not add up to totals

CD – Congo, the Democratic Republic of the; Kosovo – see methodological notes; MK – The Former Yugoslav Republic of Macedonia

Table 4 : Five main citizenships of first time asylum applicants, 2nd quarter 2016 - Source: Eurostat (migrasyappctzm)

Main destination countries

The highest number of first time asylum applicants in the second quarter of 2016 was registered in Germany (with more than 186 700 first time applicants, or 61% of total applicants in the EU Member States), followed by Italy (27 000, or 9%), France (17 800, or 6%), Hungary (14 900, or 5%) and Greece (12 000, or 4%). These 5 Member States together account for 85% of all first time applicants in the EU-28 (Table 2).

Trends in number of asylum applicants vary from country to country in the second quarter of 2016. Germany (with 101 700 more applicants) was the country with the largest absolute increase in the number of first time applicants, followed by Italy and Greece (12 200 and 9 200 more applicants respectively). In contrast, Hungary, saw its number of asylum seekers falling notably by 17 800 less (or -54 %), while Sweden and Austria have recorded a drop of 9 800 and 6 600 less asylum applicants (or -69 % and -38 %) in the second quarter of 2016 compared with the same quarter of 2015 (Figures 4 and 5).

Greece has notably recorded the second largest relative increase of first time asylum seekers, 3 times more (or 9 200 applicants more) in the second quarter of 2016 compared with the same quarter of 2015. Croatia, despite the small number of first time applicants, has recorded the largest relative increase of 13 times more first time asylum applicants (or 300 more) in the second quarter of 2016 compared with the same quarter of 2015.

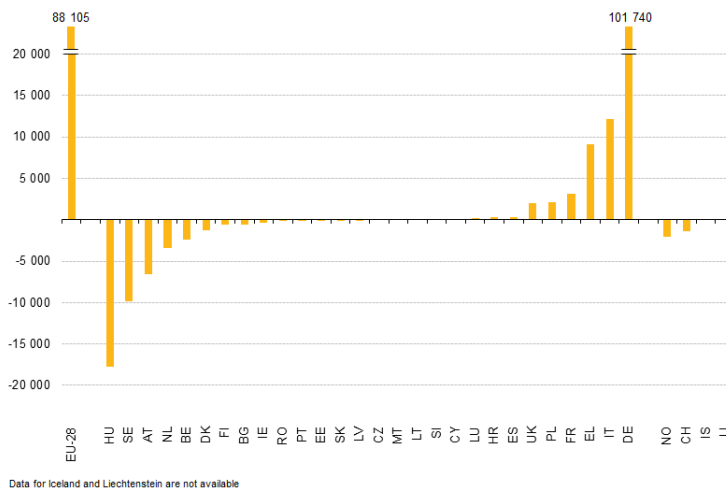


Figure 4: First time asylum applicants, absolute change between Q2 2015 and Q2 2016 - Source: Eurostat (migrasyappctzm), see country codes

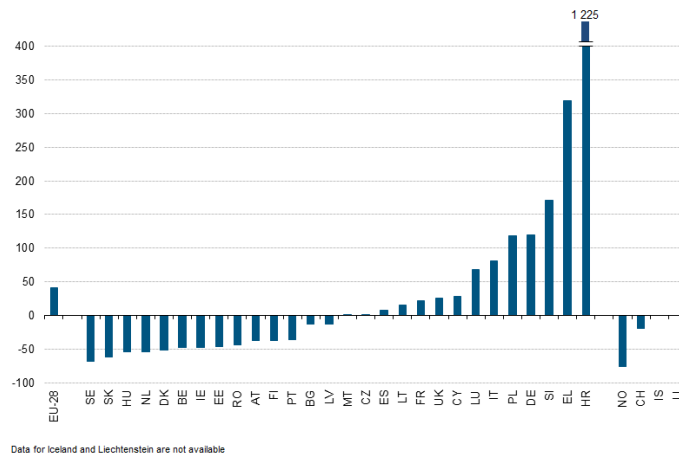


Figure 5: First time asylumapplicants, relative change between Q2 2015 and Q2 2016 - Source: Eurostat (migrasyappctzm), see country codes

Decisions on asylum applications

234 400 first instance decisions³ were made by the national authorities of EU Member States during the second quarter of 2016. Among them, 59% were positive (i.e. granting a type of protection status) (Table 6).

Germany issued by far the most total first instance decisions⁴ during the second quarter of 2016 (117 800 decisions), followed by Italy (24 400), France (21 800), Sweden (19 600), Austria (10 800) and the Netherlands (8 200) (Figure 7. Table 6).

Most decisions were issued to Syrians (88 300), followed by Iraqis (16 800), Afghans (12 800) and Albanians (10 900) (Table 7).

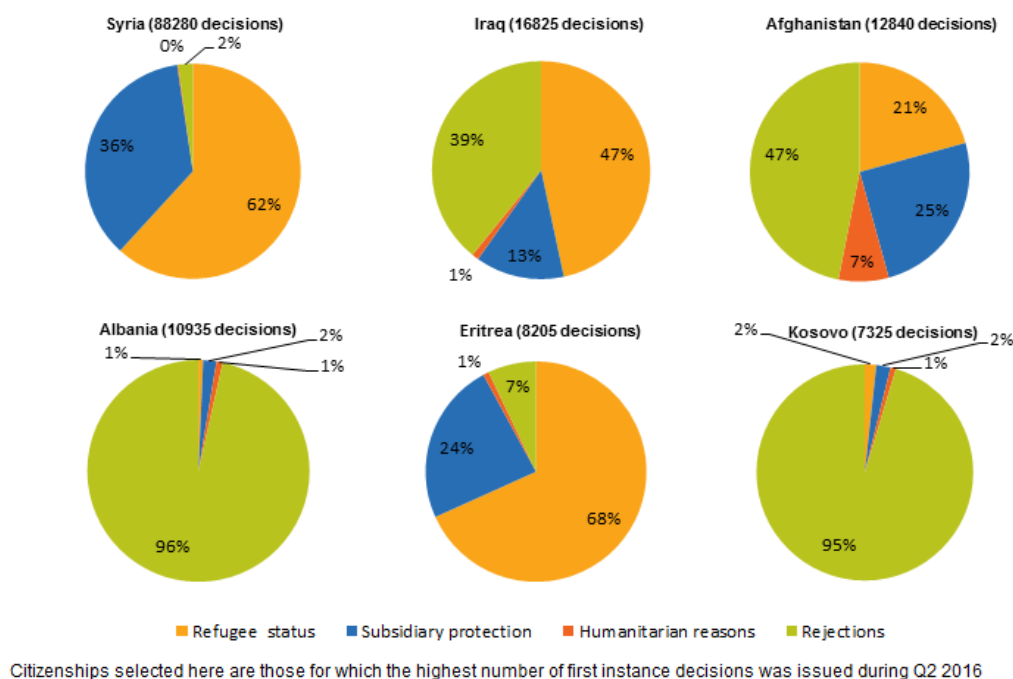


Figure 6 : First instance decisions in the EU-28 by outcome, selected citizenships, 2nd quarter 2016 - Source: Eurostat (migrasydcfstq)

³Data on first instance decisions relate to decisions on applications granted to all asylum applicants i.e. First time asylum applicants and Repeat asylum applicants.

⁴Total decisions equal to positive decisions plus negative decisions.

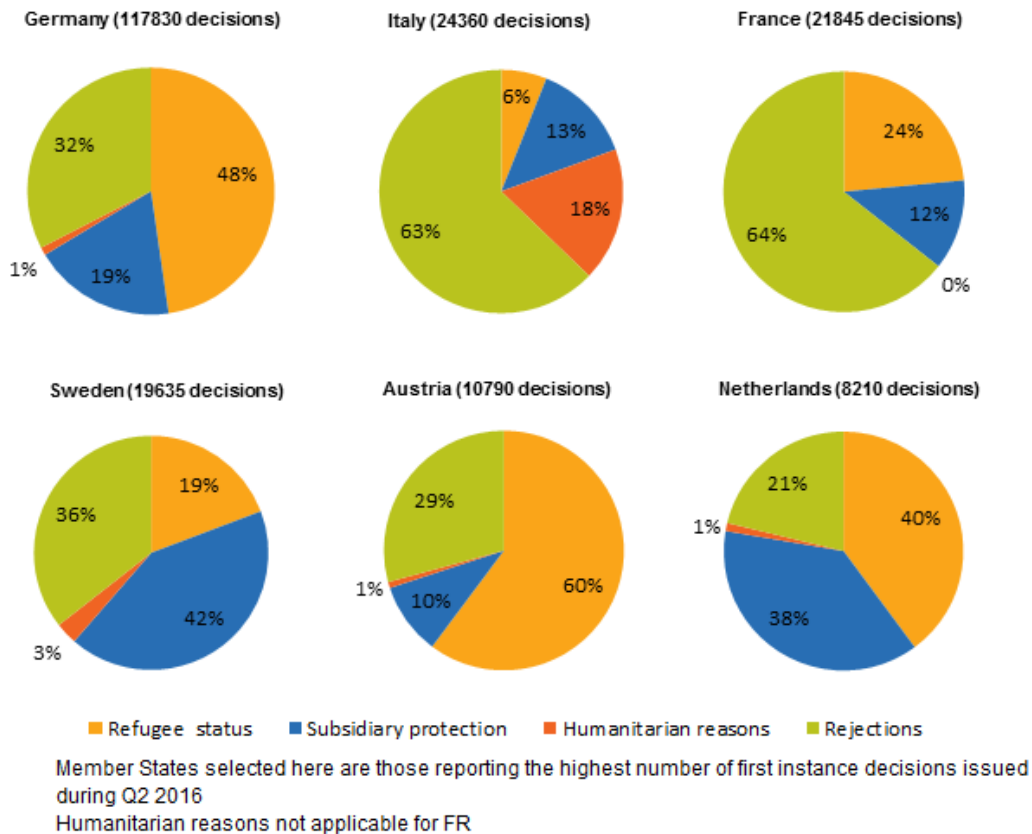


Figure 7 : First instance decisions by outcome, selected Member States, 2nd quarter 2016 - Source: Eurostat (migrasydcfstq)

Syrians received by far the highest number of protection statuses in the EU Member States, including protection based on national legislations (86 400 positive first instance decisions, or 98% rate of recognition⁵), followed by Iraqis (10 200, or 61%) and Eritreans (7 600, or 93%).

Of the 10 900 first instance decisions issued to Albanians only 400 were positive (or 4% rate of recognition), while of the 7 300 issued to Kosovans only 300 were positive (or 5% respectively) (Figure 6, Table 7).

⁵Rate of recognition is the share of (first instance) positive decisions in the total number of decisions at first instance. In this report, the exact number of decisions has been used instead of the presented rounded numbers. Rates of recognition for humanitarian status are not shown, but are part of the 'Total recognition rate'.

	Total decisions	Of which					Rate of recognition, %	
		Positive	of which			Rejected	Total	of which Refugee and subsidiary protection status
			Refugee status	Subsidiary protection	Humanitarian reasons			
EU-28	234 440	137 855	85 865	45 015	6 975	96 585	59	56
Belgium	6 920	4 385	3 465	920	-	2 535	63	63
Bulgaria	435	230	115	110	-	210	52	52
Czech Republic	405	130	40	90	0	275	32	32
Denmark	3 150	2 585	1 750	830	5	565	82	82
Germany	117 830	79 450	56 240	21 960	1 250	38 380	67	66
Estonia	55	35	20	15	0	20	67	67
Ireland	420	100	95	5	-	320	24	24
Greece	2 380	525	455	70	0	1 855	22	22
Spain	2 230	1 565	65	1 495	0	670	70	70
France	21 845	7 780	5 130	2 650	-	14 065	36	36
Croatia	50	10	10	0	0	40	19	19
Italy	24 360	9 060	1 475	3 245	4 340	15 300	37	19
Cyprus	510	360	30	335	0	145	71	71
Latvia	50	20	10	10	-	25	45	45
Lithuania	40	15	15	0	0	25	34	34
Luxembourg	245	135	130	5	-	110	55	55
Hungary	1 030	105	50	55	0	925	10	10
Malta	355	295	45	230	15	60	83	78
Netherlands	8 210	6 470	3 275	3 105	90	1 740	79	78
Austria	10 790	7 635	6 495	1 050	90	3 155	71	70
Poland	620	65	20	35	10	555	10	8
Portugal	110	45	20	25	-	65	41	41
Romania	250	120	95	30	0	125	49	49
Slovenia	65	40	25	15	-	30	58	58
Slovakia	25	15	0	5	15	5	71	13
Finland	4 945	1 555	935	410	210	3 385	31	27
Sweden	19 635	12 650	3 775	8 275	595	6 985	64	61
United Kingdom	7 480	2 475	2 090	30	355	5 010	33	28
Iceland	95	20	10	10	0	75	23	23
Liechtenstein	10	5	5	0	0	5	33	33
Norway	5 675	3 405	3 245	50	110	2 270	60	58
Switzerland	6 015	3 400	1 560	620	1 225	2 610	57	36

- Not applicable

Rate of recognition is the share of (first instance) positive decisions in the total number of decisions at first instance. In this calculation, the exact number of decisions has been used instead of the rounded numbers presented in this table. Rates of recognition for humanitarian status are not shown in this table, but are part of the total recognition rate.

Table 6 : First instance decisions by outcome and recognition rates, 2nd quarter 2016 - Source: Eurostat (migrasydcfstq)

	Total decisions	Of which					Rate of recognition, %	
		Positive	of which			Rejected	Total	Refugee and subsidiary protection status
			Refugee status	Subsidiary protection	Humanitarian reasons			
Non-EU	234 440	137 855	85 865	45 015	6 975	96 585	59	56
Syria - (SY)	88 280	86 355	54 550	31 665	140	1 925	98	98
Iraq - (IQ)	16 825	10 235	7 850	2 215	170	6 590	61	60
Afghanistan - (AF)	12 840	6 820	2 660	3 210	950	6 020	53	46
Albania - (AL)	10 935	385	75	210	100	10 545	4	3
Eritrea - (ER)	8 205	7 625	5 600	1 955	70	580	93	92
Kosovo - (XK)	7 325	340	125	155	60	6 985	5	4
Serbia - (RS)	6 920	120	70	20	35	6 800	2	1
Nigeria - (NG)	6 705	1 425	300	305	820	5 280	21	9
Pakistan - (PK)	5 655	1 310	340	600	365	4 345	23	17
Stateless	4 420	3 945	3 275	585	85	470	89	87
MK - (MK)	3 970	25	15	0	10	3 945	1	0
Bangladesh - (BD)	3 580	530	155	50	330	3 050	15	6
Somalia - (SO)	3 520	2 365	1 080	940	340	1 155	67	57
Russia - (RU)	3 505	910	705	130	70	2 600	26	24
Iran - (IR)	3 280	1 710	1 565	45	105	1 570	52	49
Ukraine - (UA)	2 865	720	155	195	370	2 145	25	12
Gambia - (GM)	2 635	745	70	65	605	1 890	28	5
Algeria - (DZ)	2 590	175	85	65	20	2 415	7	6
Senegal - (SN)	2 345	460	55	60	345	1 880	20	5
Mali - (ML)	2 315	780	65	320	395	1 540	34	17
Sudan - (SD)	2 280	1 160	1 010	140	10	1 120	51	51
Morocco - (MA)	1 795	120	75	15	30	1 675	7	5
BA - (BA)	1 790	80	45	5	30	1 710	4	3
CD - (CD)	1 565	460	390	60	15	1 100	30	29
Guinea - (GN)	1 515	475	260	70	145	1 045	31	22
Georgia - (GE)	1 490	95	35	40	20	1 395	6	5
Ivory Coast - (CI)	1 395	360	100	75	190	1 035	26	12
Ghana - (GH)	1 360	330	20	15	295	1 030	24	3
Sri Lanka - (LK)	1 315	350	305	30	15	960	27	26
Haiti - (HT)	1 005	50	30	20	0	955	5	5
Other non-EU	20 215	7 395	4 805	1 740	850	12 820	37	32

Citizenships selected here are those for which the highest number of first instance decisions was issued during Q2 2016. Rate of recognition is the share of (first instance) positive decisions in the total number of decisions at first instance. In this calculation, the exact number of decisions has been used instead of the rounded numbers presented in this table. Rates of recognition for humanitarian status are not shown in this table, but are part of the total recognition rate.

Table 7 : First instance decisions by outcome and recognition rates, 30 main citizenships of asylum applicants granted decisions in the EU-28, 2nd quarter 2016 - Source: Eurostat (migrasydcfstq)

First instance decisions					First instance decisions										
Refugee status	Subsidiary protection	Humanitarian reasons	Rejections		Refugee status	Subsidiary protection	Humanitarian reasons	Rejections							
GERMANY (117 830 decisions)					ITALY (24 360 decisions)										
Syria	41 040	Syria	18 590	Afghanistan	450	Albania	8 410	Syria	540	Afghanistan	990	Nigeria	770	Nigeria	4 000
Iraq	5 465	Iraq	1 025	Somalia	305	Serbia	6 295	Nigeria	140	Pakistan	575	Gambia	600	Pakistan	1 985
Eritrea	4 080	Afghanistan	580	Syria	120	Kosovo	5 315	Pakistan	100	Somalia	355	Mali	395	Gambia	1 675
Other	5 655	Other	1 765	Other	380	Other	18 355	Other	695	Other	1 325	Other	2 575	Other	7 645
FRANCE (21 845 decisions)					SWEDEN (19 635 decisions)										
Syria	780	Afghanistan	685	-	Kosovo	1 205	Stateless	1 025	Syria	6 970	Afghanistan	215	Iraq	965	
Sudan	525	Syria	620	-	Haiti	950	Eritrea	860	Eritrea	835	Palestine	85	Afghanistan	810	
Russia	395	Albania	180	-	Bangladesh	930	Syria	405	Stateless	110	Stateless	70	Syria	530	
Other	3 425	Other	1 165	-	Other	10 975	Other	1 485	Other	360	Other	225	Other	4 680	
AUSTRIA (10 790 decisions)					NETHERLANDS (8 210 decisions)										
Syria	4 975	Afghanistan	475	Russia	25	Afghanistan	620	Syria	2 315	Syria	1 910	Afghanistan	25	Afghanistan	275
Stateless	455	Iraq	200	Serbia	5	Morocco	405	Stateless	585	Eritrea	770	Iraq	10	Iraq	270
Iraq	350	Syria	180	Kosovo	5	Algeria	330	Iran	85	Iraq	225	Iran	10	Albania	215
Other	715	Other	195	Other	55	Other	1 805	Other	290	Other	205	Other	45	Other	980
OTHER (21 150 decisions)					EU-28 (234 440 decisions)										
Syria	4 490	Syria	3 380	Afghanistan	255	Albania	9 100	Syria	54 550	Syria	31 665	Afghanistan	950	Albania	10 545
Iraq	1 435	Iraq	465	Albania	55	Serbia	6 380	Iraq	7 850	Afghanistan	3 210	Nigeria	820	Kosovo	6 985
Iran	555	Afghanistan	300	Iraq	50	Kosovo	5 410	Eritrea	5 600	Iraq	2 215	Gambia	605	Serbia	6 800
Other	3 000	Other	575	Other	250	Other	34 450	Other	17 870	Other	7 920	Other	4 600	Other	72 255

Member States selected here are those reporting the highest number of first instance decisions issued during Q2 2016. Humanitarian reasons are not applicable for FR. Kosovo – see methodological notes; CD – Congo, the Democratic Republic of the

Table 8 : First instance decisions by citizenship and outcome, selected Member States, 2nd quarter 2016 - Source: Eurostat (migrasydcfstq)

First instance decisions				
Refugee status	Subsidiary protection	Humanitarian reasons	Rejections	
SYRIA - SY (88 280 decisions)				
Germany	41 040	Germany	18 590	Sweden
Austria	4 975	Sweden	6 970	Netherlands
Netherlands	2 315	Netherlands	1 910	UK
Other	6 215	Other	4 195	Other
AFGHANISTAN - AF (12 840 decisions)				
Germany	1 275	Italy	990	Germany
France	295	France	685	Sweden
Austria	270	Germany	580	Finland
Other	815	Other	955	Other
ERITREA - ER (8 205 decisions)				
Germany	4 080	Sweden	835	UK
Sweden	860	Netherlands	770	Germany
France	215	Germany	285	Sweden
Other	445	Other	1 120	Other
OTHER (90 030 decisions)				
Germany	4 380	Italy	2 060	Italy
France	3 390	Germany	1 455	Germany
Sweden	2 115	France	940	Sweden
Other	5 130	Other	1 140	Other

First instance decisions				
Refugee status	Subsidiary protection	Humanitarian reasons	Rejections	
IRAQ - IQ (16 825 decisions)				
Germany	5 465	Germany	1 025	Sweden
Belgium	775	Finland	245	Germany
Finland	470	Netherlands	225	Finland
Other	1 140	Other	725	Other
ALBANIA - AL (10 935 decisions)				
France	25	France	180	UK
Italy	20	Germany	25	Germany
Belgium	15	Greece	5	Italy
Other	20	Other	5	Other
KOSOVO / UNSCR 1244 - XK (7 325 decisions)				
France	100	France	140	Germany
Belgium	15	Italy	10	Italy
Italy	5	Sweden	5	Austria
Other	5	Other	5	Other
NON-EU (234 440 decisions)				
Germany	56 240	Germany	21 960	Italy
Austria	6 495	Sweden	8 275	Germany
France	5 130	Italy	3 245	Sweden
Other	18 005	Other	11 530	Other

Citizenships selected here are those for which the highest number of first instance decisions was issued during Q2 2016

Table 9 : First instance decisions by destination country and outcome in the EU-28, selected citizenships of asylum applicants, 2nd quarter 2016 - Source: Eurostat (migrasydcfstq)

Data sources and availability

The data used for this publication are provided to Eurostat by the Ministries of Interior, Justice or immigration agencies of the Member States and EFTA countries. Data on asylum applications are collected monthly while data on first instance decisions are collected quarterly. Data are based entirely on relevant administrative sources.

Apart from statistics on first asylum applicants, these data are supplied in accordance with the provisions of Article 4 of the Regulation (EC) No 862/2007 of 11 July 2007 on Community statistics on migration and international protection. All data presented in this publication are rounded to the nearest 5, and are provisional (except as otherwise stated) and may be a subject to change.

- Country abbreviations: Belgium (BE), Bulgaria (BG), Czech Republic (CZ), Denmark (DK), Germany (DE), Estonia (EE), Ireland (IE), Greece (EL), Spain (ES), France (FR), Croatia (HR), Italy (IT), Cyprus (CY), Latvia (LV), Lithuania (LT), Luxembourg (LU), Hungary (HU), Malta (MT), the Netherlands (NL), Austria (AT), Poland (PL), Portugal (PT), Romania (RO), Slovenia (SI), Slovakia (SK), Finland (FI), Sweden (SE), the United Kingdom (UK), Iceland (IS), Lichtenstein (LI), Norway (NO) and Switzerland (CH).

Context

The Directorate-General Migration and Home Affairs (DG HOME) is responsible for developing EU policies on asylum.

The 1951 Geneva Convention relating to the status of refugees (as amended by the 1967 New York Protocol) has, for over 60 years, defined who is a refugee, and laid down a common approach towards refugees that has been one of the cornerstones for the development of a common asylum system within the EU.

Since 1999, the EU has worked towards creating a common European asylum regime in accordance with the Geneva Convention and other applicable international instruments. A number of directives in this area have been developed. The four main legal instruments on asylum — all recently recast — are:

- the Qualification Directive 2011/95/EU on standards for the qualification of non-EU nationals and stateless persons as beneficiaries of international protection, for a uniform status for refugees or for persons eligible for subsidiary protection;
- the Asylum Procedures Directive 2013/32/EU on common procedures for granting and withdrawing international protection;
- the Reception Conditions Directive 2013/33/EU laying down standards for the reception of applicants for international protection;

- the [Dublin Regulation \(EU\) No 604/2013](#) establishing the criteria and mechanisms for determining the Member State responsible for examining an application for international protection lodged in one of the Member States by a third-country national or stateless person.

The Hague programme was adopted by heads of state and government on 5 November 2004. It puts forward the idea of a common European asylum system (CEAS), in particular, it raises the challenge to establish common procedures and uniform status for those granted asylum or subsidiary protection. The European Commission's [policy plan on asylum](#) (COM(2008) 360 final) was presented in June 2008 which included three pillars to underpin the development of the CEAS:

- bringing more harmonisation to standards of protection by further aligning the EU Member States' asylum legislation;
- effective and well-supported practical cooperation;
- increased solidarity and sense of responsibility among EU Member States, and between the EU and non-member countries.

With this in mind, in 2009 the European Commission made a proposal to establish a European Asylum Support Office (EASO). The EASO supports EU Member States in their efforts to implement a more consistent and fair asylum policy. It also provides technical and operational support to EU Member States facing particular pressures (in other words, those EU Member States receiving large numbers of asylum applicants). The EASO became fully operational in June 2011 and has worked to increase its capacity, activity and influence, working with the European Commission and the [United Nations High Commissioner for Refugees](#) (UNHCR).

In May 2010, the European Commission presented an [action plan for unaccompanied minors](#) (COM(2010) 213 final), who are regarded as the most exposed and vulnerable victims of migration. This plan aims to set-up a coordinated approach and commits all EU Member States to grant high standards of reception, protection and integration for unaccompanied minors. As a complement to this action plan, the European Migration Network has produced a comprehensive [EU study on reception policies, as well as return and integration arrangements for unaccompanied minors](#).

In December 2011, the European Commission adopted a Communication on ' [Enhanced intra-EU solidarity in the field of asylum](#) ' (COM(2011) 835 final). This provided proposals to reinforce practical, technical and financial cooperation, moving towards a better allocation of responsibilities and improved governance of the asylum system in the EU, namely through:

- introducing an evaluation and early warning mechanism to detect and address emerging problems;
- making the supporting role of the EASO more effective;
- increasing the amount of funds available and making these more flexible, taking into account significant fluctuations in the number of asylum seekers;
- developing and encouraging the relocation of beneficiaries of international protection between different EU Member States.

See also

- [Asylum statistics](#)
- [Dublin statistics on countries responsible for asylum application](#)
- [Statistics on enforcement of immigration legislation](#)
- [Residence permits statistics](#)

Further Eurostat information

Publications

News releases

- [Number of first time asylum seekers slightly up to almost 306 000 in the second quarter of 2016](#)
- [Number of first time asylum seekers down to fewer than 290 000 in the first quarter of 2016](#)

- Record number of over 1.2 million first time asylum seekers registered in 2015
- More than 410 000 first time asylum seekers registered in the third quarter of 2015
- Over 210 000 first time asylum seekers in the EU in the second quarter of 2015
- 185 000 first time asylum seekers in the EU in the first quarter of 2015

Data in focus

- Asylum applicants and first instance decisions on asylum applications: 2014
- Asylum applicants and first instance decisions on asylum applications: third quarter 2014
- Asylum applicants and first instance decisions on asylum applications: second quarter 2014
- Asylum applicants and first instance decisions on asylum applications: first quarter 2014
- Asylum applicants and first instance decisions on asylum applications: 2013
- Asylum applicants and first instance decisions on asylum applications: third quarter 2013
- Asylum applicants and first instance decisions on asylum applications: second quarter 2013
- Asylum applicants and first instance decisions on asylum applications: first quarter 2013
- Asylum applicants and first instance decisions on asylum applications: 2012
- Asylum applicants and first instance decisions on asylum applications: third quarter 2012
- Asylum applicants and first instance decisions on asylum applications: second quarter 2012
- Asylum applicants and first instance decisions on asylum applications: first quarter 2012

Main tables

- [Asylum and managed migration](#) , see:

Asylum and new asylum applicants - monthly data

Persons subject of asylum applications pending at the end of the month - monthly data

Asylum and new asylum applicants - annual aggregated data

First instance decisions on applications by type of decision - annual aggregated data

Final decisions on applications - annual data

Asylum applicants considered to be unaccompanied minors - annual data

Resettled persons - annual data

Database

- [Asylum and managed migration](#) , see:

Applications (migrasyapp)

Asylum applicants by citizenship till 2007 Annual data (rounded) (migrasyctz)

First time asylum applicants by citizenship till December 2007 Monthly data (rounded) (migrasyctzm)

Asylum and first time asylum applicants by citizenship, age and sex Annual aggregated data (rounded) (migrasyappctza)

Asylum and first time asylum applicants by citizenship, age and sex Monthly data (rounded) (migrasyappctzm)

Persons subject of asylum applications pending at the end of the month by citizenship, age and sex - Monthly data (rounded) (migrasyenctzm)

Asylum applications withdrawn by citizenship, age and sex Annual aggregated data (rounded) (migrasywitha)

- Asylum applications withdrawn by citizenship, age and sex - Monthly data (rounded) (migrasy-withm)
- Asylum applicants considered to be unaccompanied minors by citizenship, age and sex Annual data (rounded) (migrasyunaa)
- Decisions on applications and resettlement (migrasydec)
 - Decisions on asylum applications by citizenship till 2007 Annual data (rounded) (migrasydctzy)
 - Decisions on asylum applications by citizenship till December 2007 Monthly data (rounded) (migrasydctzm)
 - First instance decisions on applications by citizenship, age and sex Annual aggregated data (rounded) (migrasydcfsta)
 - First instance decisions on applications by citizenship, age and sex Quarterly data (rounded) (migrasydcftq)
 - Decisions withdrawing status granted at first instance decision by type of status withdrawn and by citizenship Annual aggregated data (rounded) (migrasywitfsta)
 - Decisions withdrawing status granted at first instance decision by type of status withdrawn and by citizenship Quarterly data (rounded) (migrasywitfstq)
 - Final decisions on applications by citizenship, age and sex Annual data (rounded) (migrasydcfina)
 - Decisions withdrawing status granted as final decision by type of status withdrawn Annual data (rounded) (asywitfina)
 - Resettled persons by age, sex and citizenship Annual data (rounded) (migrasyresa)

Dedicated section

- [Asylum and managed migration](#)

Methodology / Metadata

- [Applications \(migrasyapp\)](#) (ESMS metadata file — migrasyappesms)
- [Decisions on applications and resettlement \(migrasydec\)](#) (ESMS metadata file — migrasydecesms)

External links

- [European Commission - DG Migration and Home Affairs - Asylum](#)
- [European Asylum Support Office - EASO](#)
- [European Migration Network - EMN](#)
- [UNHCR - Statistics](#)