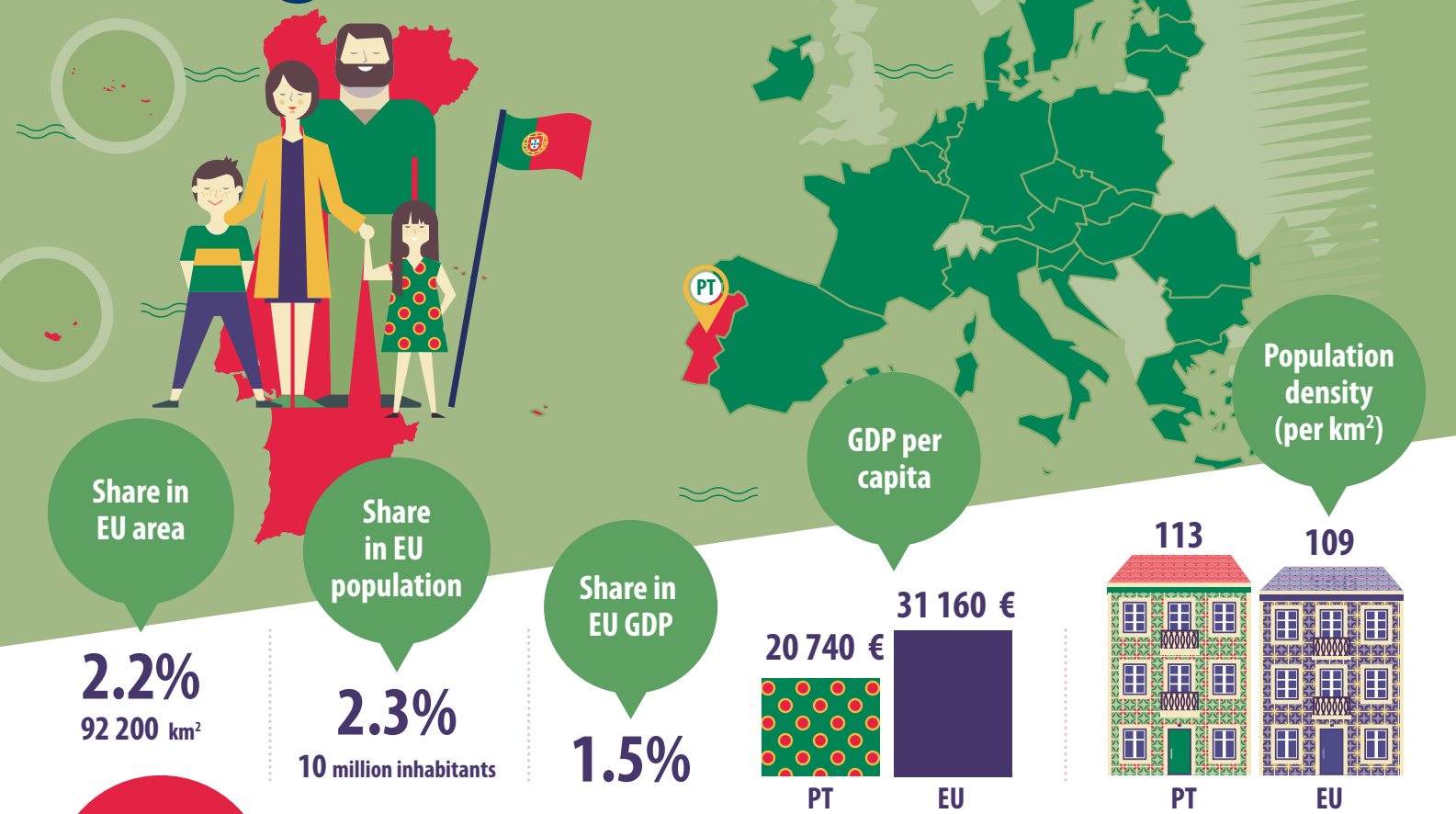


# Portugal in the EU



Did you know that...

Portugal is the **top bicycle producer** in the EU



Among the EU Member States, Portugal has the **second highest share of graduates (20%)** from tertiary education in **engineering, manufacturing and construction**



Portugal has the **fourth largest fishing fleet** in the EU (7 770 vessels)

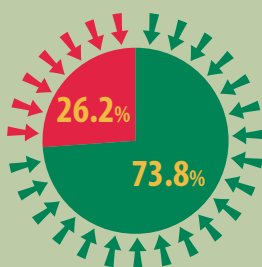
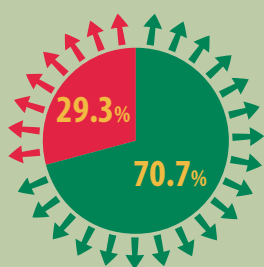


Portugal is the EU's **largest exporter of olives**



Exports of goods

Imports of goods



● Inside EU  
● Outside EU

Employment rate, men

PT: 79.9%  
EU: 79.0%



PT

EU

Employment rate, women

PT: 72.7%  
EU: 67.3%



PT

EU

# Portugal in the EU

On the occasion of Portugal's Presidency of the Council of the European Union (from 1<sup>st</sup> January 2021), Eurostat, the statistical office of the European Union, releases some indicators and infographics to show Portugal in comparison with the European Union

## January 2021

Indicator	Portugal	EU
<b>Economy</b>		
Government surplus/deficit (% of GDP)	0.1	-0.5
Government gross debt (% of GDP)	117.2	77.6
GDP per capita in PPS (EU = 100)	79	100
Tax to GDP ratio	36.8	41.1
Annual average inflation rate (HICP)	0.3	1.4
Investment (gross fixed capital formation as % of GDP)	18.2	22.1
Weight of manufacturing in the economy (value added of manufacturing as % of GDP)	12.0	14.8
<b>Population and social conditions</b>		
Share of population aged 65 or over (%)	21.8	20.3
Share of population under 15 (%)	13.7	15.2
Fertility rate (children per woman)	1.42	1.55
Unemployment rate (total)	6.5	6.7
Unemployment rate (less than 25 years)	18.3	15.0
Risk-of-poverty or social exclusion (% of population)	21.6	20.9
<b>Education</b>		
Tertiary educational attainment total (% of persons aged 30-34)	36.2	40.3
Tertiary educational attainment women (% of persons aged 30-34)	42.5	45.6
Tertiary educational attainment men (% of persons aged 30-34)	29.7	35.1
Early leavers from education (% of persons aged 18-24 years)	10.6	10.2
<b>Science and Technology</b>		
R&D expenditure (% of GDP)	1.40	2.19
Individuals having made a purchase online (% of persons aged 16 to 74)	39	60
Employment in high- and medium-high technology manufacturing (%)	3.3	6.2
<b>Environment &amp; Energy</b>		
Greenhouse gas emissions including international aviation and indirect CO <sub>2</sub> emissions (% reduction since 1990) – Source: EEA	+18.9	-20.74
Share of renewables in final energy consumption	30.3	18.9
Energy dependency (share of imports in energy consumption)	75.6	58.2

[ec.europa.eu/eurostat](https://ec.europa.eu/eurostat)

 @EU\_Eurostat

 @EurostatStatistics

 @EU\_Eurostat

based on annual data available on 1 December 2020

