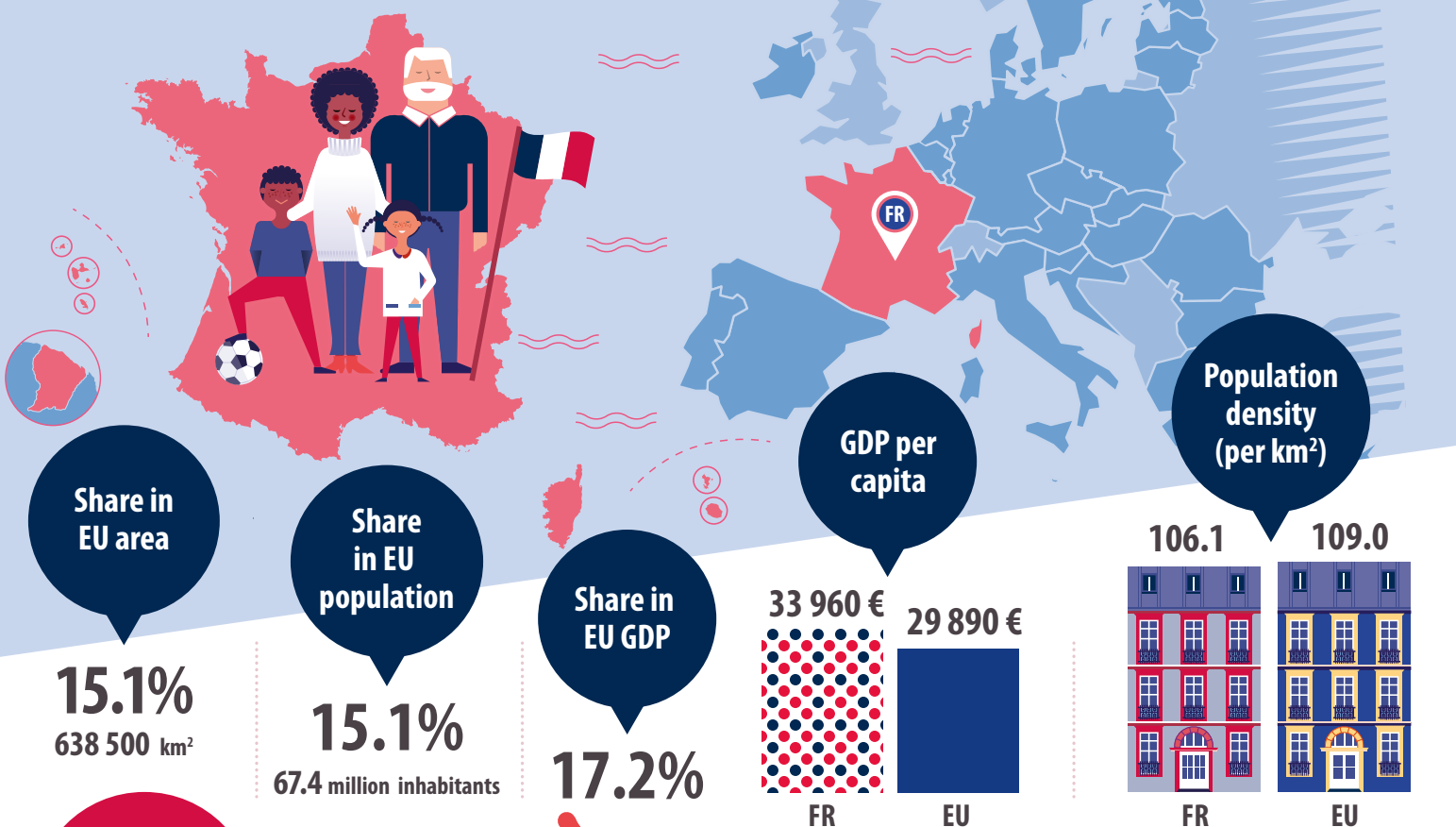


# France in the EU




Did you know that...

France is the **largest EU Member State** in terms of **area**



France has the **biggest bovine population** in the EU



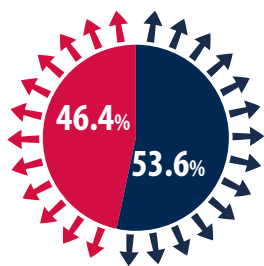
France has **one of the highest healthcare expenditures** in the EU (11.3% of GDP)



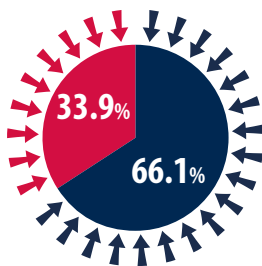
France is the **largest EU exporter of aeroplanes** and other aircraft for civil use **as well as of perfumes and toilet waters**



Exports of goods



Imports of goods



● Inside EU  
● Outside EU


Employment rate, men



FR

EU

Employment rate, women



FR

EU

# France in the EU

On the occasion of France's Presidency of the Council of the European Union (from 1<sup>st</sup> January 2022), Eurostat, the statistical office of the European Union, releases some indicators and infographics to show France in comparison with the European Union

## January 2022

Indicator	France	EU
<b>Economy</b>		
Government surplus/deficit (% of GDP)	-9.1	-6.9
Government gross debt (% of GDP)	115.0	90.1
GDP per capita in PPS (EU = 100)	103	100
Tax to GDP ratio	47.5	41.3
Annual average inflation rate (HICP)	0.5	0.7
Investment (gross fixed capital formation as % of GDP)	23.0	21.9
Weight of manufacturing in the economy (value added of manufacturing as % of GDP)	9.4	14.6
<b>Population and social conditions</b>		
Share of population aged 65 or over (%)	20.4	20.6
Share of population under 15 (%)	17.8	15.1
Fertility rate (children per woman)	1.86	1.53
Unemployment rate (total)	8.0	7.1
Unemployment rate (less than 25 years)	21.5	17.1
Risk-of-poverty or social exclusion (% of population)	18.2	22.0
<b>Education</b>		
Tertiary educational attainment total (% of persons aged 30-34)	48.8	41.0
Tertiary educational attainment women (% of persons aged 30-34)	52.1	46.1
Tertiary educational attainment men (% of persons aged 30-34)	45.3	36.0
Early leavers from education (% of persons aged 18-24 years)	8.0	9.9
<b>Science and Technology</b>		
R&D expenditure (% of GDP)	2.35	2.32
Employment in high- and medium-high technology manufacturing (%)	4.1	6.2
<b>Environment &amp; Energy</b>		
Greenhouse gas emissions including international aviation and indirect CO2 emissions (% reduction since 1990) – Source: EEA	-20.2	-25.9
Share of renewables in final energy consumption	17.2	19.7
Energy dependency (share of imports in energy consumption)	47.5	60.7

Based on annual data available on 1st December 2021

[ec.europa.eu/eurostat](https://ec.europa.eu/eurostat)

