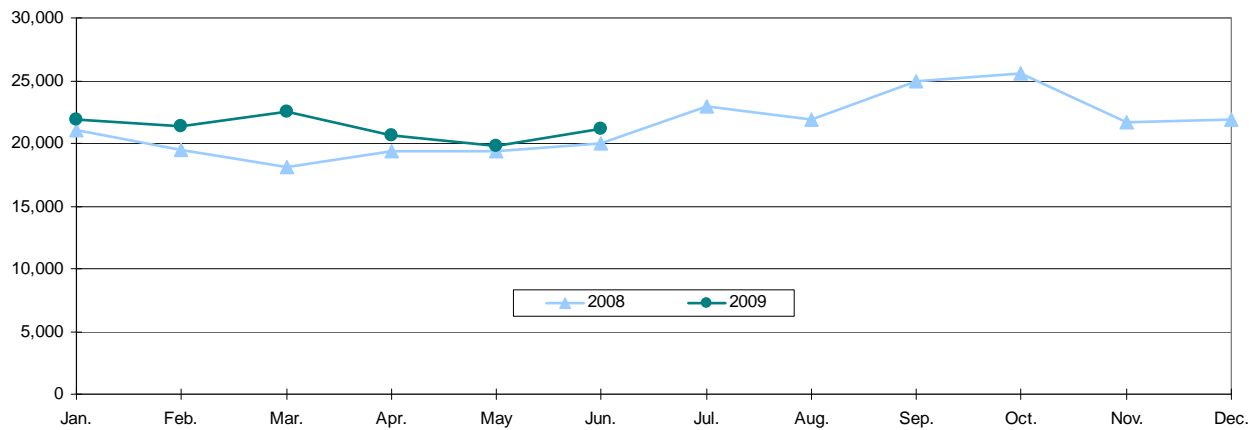


Asylum applicants and decisions on asylum applications in Q2 2009

Number of asylum applicants in the first half of 2009 slightly higher than in the same period of the previous year

Figure 1: Asylum applicants, EU-27¹⁾, January 2008 – June 2009

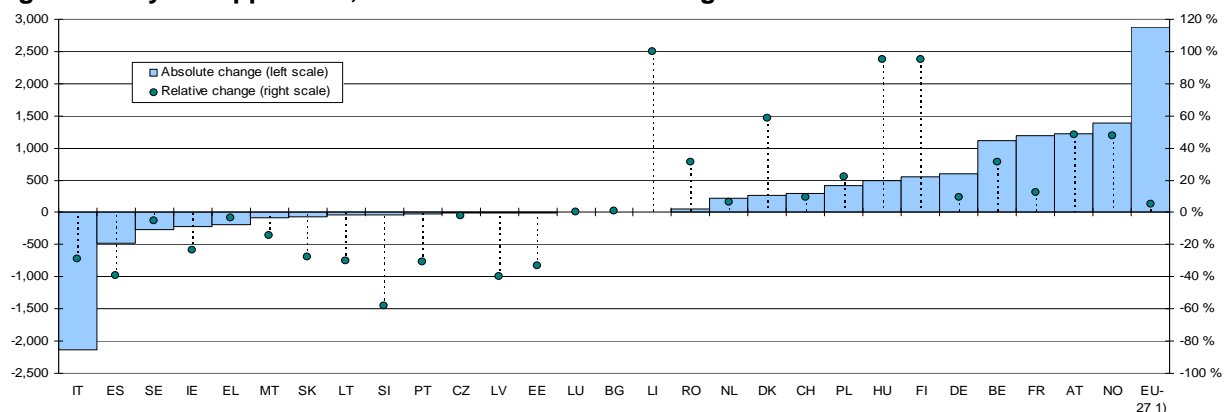


1) EU-27 aggregate includes data for UK referring only to new asylum applicants, and data for CY relating to applications instead of applicants.

Source: Eurostat ([migr_asyappctzm](#))

Nearly 3 000 more asylum applicants in the EU-27 in Q2 2009 compared to Q2 2008

Figure 2: Asylum applicants, absolute and relative change between Q2/09 and Q2/08



1) EU-27 aggregate includes data for UK referring only to new asylum applicants, and data for CY relating to applications instead of applicants.

Source: Eurostat ([migr_asyappctzm](#))

Table 1: Asylum applicants (including new asylum applicants), Q2/08-Q2/09 (rounded figures)

	Q2 2008				Q3 2008				Q4 2008				Q1 2009				Q2 2009				Last 12 months
	Apr.	May.	Jun.	Jun.	Jul.	Aug.	Sep.	Oct.	Nov.	Dec.	Jan.	Feb.	Mar.	Apr.	May.	Jun.	Jun.	Apr.-Jun. 2009	Applicants per million inhabitants ¹⁾		
EU27 ²⁾	19,345	19,390	20,015	22,945	21,850	24,975	25,630	21,730	21,895	21,915	21,395	22,500	20,620	19,835	21,170	61,625	125	266,465			
BE	1,115	1,130	1,290	1,415	1,345	1,485	1,655	1,400	1,320	1,700	1,370	1,530	1,530	1,530	1,610	4,650	435	17,865			
BG	55	75	50	60	35	80	65	50	40	70	65	90	50	55	75	185	25	740			
CZ	135	100	115	110	115	120	175	115	85	125	130	110	135	115	95	340	35	1,425			
DK	160	155	145	135	210	250	255	275	245	335	260	345	215	300	210	725	135	3,035			
DE	2,230	2,035	2,125	2,225	2,040	2,450	2,370	2,100	1,880	2,745	2,375	2,515	2,315	2,280	2,395	6,985	85	27,685			
EE	0	0	0	0	0	0	0	5	0	0	5	5	0	0	0	0	0	20			
IE	300	300	330	340	335	360	355	325	300	255	270	270	240	230	245	715	160	3,520			
EL	1,715	1,790	1,745	1,740	1,420	1,700	1,650	1,430	1,780	1,555	1,590	1,570	1,680	1,715	1,665	5,060	450	19,495			
ES	460	420	345	370	290	345	435	365	335	290	340	270	255	215	270	745	15	3,780			
FR	3,485	2,830	3,280	3,355	3,270	4,000	4,625	3,635	4,350	3,255	4,145	4,040	3,840	3,130	3,820	10,785	170	45,470			
IT	1,780	2,850	2,680	3,870	3,785	3,395	3,260	2,740	1,705	1,985	1,365	1,445	1,695	2,230	1,255	5,180	85	28,730			
CY	:	:	:	:	:	:	:	:	:	:	:	:	:	:	:	:	:	:			
LV	0	0	5	0	10	0	20	10	5	0	0	0	0	0	0	5	0	45			
LT	60	50	35	35	25	55	50	35	60	30	40	35	30	55	20	105	30	460			
LU	45	20	35	40	55	70	30	35	25	25	25	30	35	25	40	100	205	440			
HU	175	195	150	160	240	445	445	340	320	280	495	485	350	350	310	1,005	100	4,220			
MT	200	190	230	365	270	260	190	205	215	220	225	225	200	180	155	535	1,300	2,710			
NL	1,085	1,160	1,310	1,445	1,440	1,615	1,645	1,250	1,175	1,300	1,280	1,385	1,340	1,110	1,325	3,775	230	16,315			
AT	885	830	805	1,075	1,160	1,280	1,405	1,225	1,300	1,215	1,255	1,315	1,205	1,230	1,300	3,730	450	14,960			
PL	735	585	565	585	665	1,040	795	725	915	370	345	450	470	520	1,310	2,305	60	8,195			
PT	15	10	35	5	20	10	15	10	5	15	10	15	5	10	25	45	5	155			
RO	45	55	85	160	90	110	125	125	160	95	125	65	70	70	105	245	10	1,300			
SI	15	45	10	15	10	25	30	40	25	40	10	20	15	10	5	30	15	240			
SK	75	75	90	75	80	85	120	65	65	55	45	70	40	60	75	175	30	835			
FI	135	200	245	280	375	450	630	515	570	525	450	470	340	320	475	1,135	215	5,400			
SE	1,880	1,780	1,655	1,920	1,975	2,205	2,270	1,900	2,140	1,940	1,675	1,735	1,565	1,595	1,885	5,045	550	22,805			
UK	:	:	:	:	:	:	:	:	:	:	:	:	:	:	:	:	:	:			
IS	5	10	5	10	5	10	10	5	0	:	:	:	:	:	:	:	:	:			
NO	850	995	1,070	1,435	1,700	1,545	1,455	1,450	1,450	1,345	1,185	1,300	1,270	1,490	1,555	4,310	910	15,785			
CH	1,085	900	1,170	1,095	1,605	1,705	2,115	2,055	2,085	2,265	1,365	1,310	1,200	1,065	1,185	3,455	455	18,760			
LI	0	0	5	5	0	0	0	0	0	0	5	10	0	5	5	10	340	35			

1) Relative to population as of 1st of January 2008.

2) EU-27 aggregate includes data for UK referring only to new asylum applicants, and data for CY relating to applications instead of applicants.

Source: Eurostat (mir.asylappolizmi)

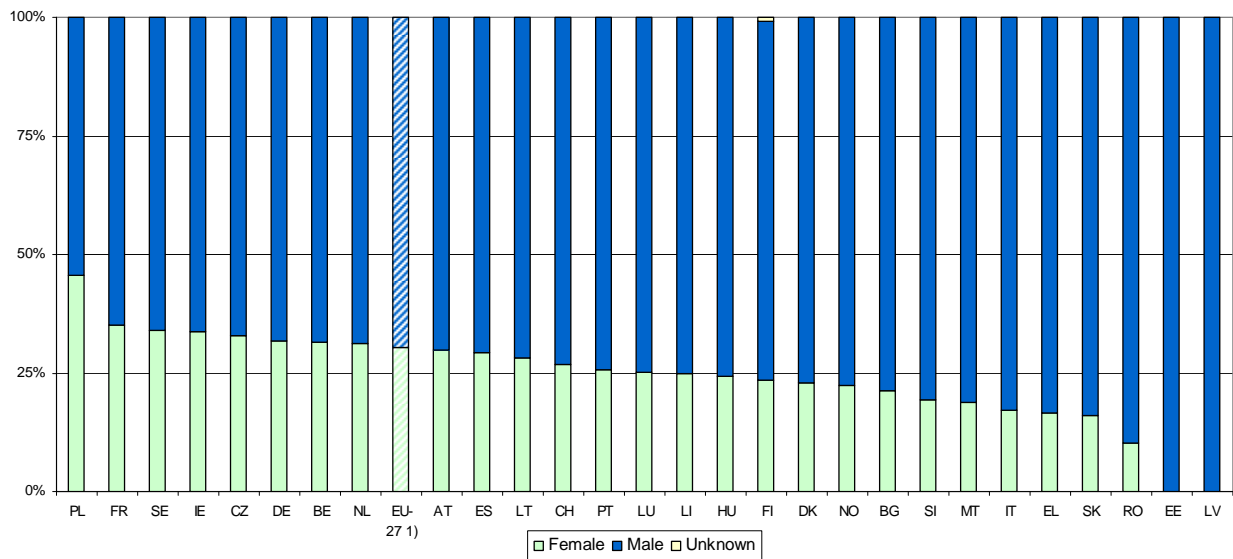
Table 2: New asylum applicants, Q2/08-Q2/09 (rounded figures)

EU27 ²⁾	Q2 2008			Q3 2008			Q4 2008			Q1 2009			Q2 2009			Last 12 months	
	Apr.	May.	Jun.	Jul.	Aug.	Sep.	Oct.	Nov.	Dec.	Jan.	Feb.	Mar.	Apr.	May.	Jun.		Apr.-Jun. 2009
BE	770	820	915	985	980	1,065	1,250	1,035	900	1,280	985	1,040	1,025	1,025	1,085	3,135	295
BG																	
CZ	100	60	55	50	60	70	110	65	45	80	65	50	50	60	45	155	15
DK																	
DE	1,695	1,600	1,670	1,795	1,660	1,965	1,945	1,730	1,545	2,340	1,935	1,995	1,920	1,835	1,950	5,705	70
EE	0	0	0	0	0	0	0	5	0	0	5	5	0	0	0	0	0
IE	295	295	320	330	330	360	355	325	300	250	270	270	235	225	240	705	160
EL																	
ES																	
FR										2,815	3,645	3,510	3,375	2,705	3,375	9,450	150
IT	1,780	2,850	2,680	3,870	3,785	3,395	3,260	2,740	1,705	1,985	1,365	1,445	1,695	2,230	1,255	5,180	85
CY																	
LV	0	0	5	0	10	0	20	10	5	0	0	0	0	0	0	5	0
LT										15	15	10	10	20	10	35	10
LU																	
HU																	
MT	200	190	230	365	270	260	190	205	215	220	225	225	200	180	155	535	1,300
NL	925	1,010	1,165	1,270	1,285	1,445	1,435	1,105	1,080	1,170	1,145	1,300	1,230	1,020	1,215	3,470	210
AT																	
PL	565	460	480	490	585	950	710	645	810	310	290	415	405	445	1,250	2,100	55
PT	15	10	35	5	20	10	15	10	5	15	10	15	5	10	25	45	5
RO																	
SI	15	45	10	15	10	25	25	35	20	40	10	15	10	10	5	25	15
SK																	
FI																	
SE	1,840	1,750	1,630	1,895	1,935	2,150	2,195	1,850	2,065	1,865	1,595	1,645	1,500	1,550	1,840	4,890	530
UK	2,270	2,185	2,385	2,755	2,385	2,845	2,815	2,565	2,635	3,255	3,215	3,815	2,810	2,275	2,295	7,380	120
IS																	
NO																	
CH	975	815	1,045	990	1,490	1,580	1,960	1,920	1,980	2,125	1,265	1,175	1,080	955	1,065	3,100	410
LI																	

1) Relative to population as of 1st of January 2008.Source: Eurostat (mir.asyvaobctzm)

One out of five asylum applicants in EU-27 is below 18

Figure 3: Asylum applicants by gender, 2nd quarter 2009 (in %)



1) EU-27 aggregate includes only new asylum applicants for the UK and CY data relating to applications.

Source: Eurostat ([migr_asyappctzm](#))

Table 3: Asylum applicants by age group, 2nd quarter 2009 (rounded data)

	Total (absolute value)	Distribution of age groups as a share of total (in %)					Unknown
		0-13	14-17	18-34	35-64	65 and over	
EU-27 ¹⁾	61,625	14.7	6.3	59.2	19.1	0.7	0.1
Belgium	4,650	20.2	7.7	52.4	19.3	0.5	0.0
Bulgaria	185	10.9	2.7	53.6	28.4	4.4	0.0
Czech Republic	340	21.9	2.9	49.4	24.9	0.9	0.0
Denmark	725	11.7	19.1	53.5	15.1	0.6	0.0
Germany	6,985	21.5	7.8	53.7	16.3	0.7	0.0
Estonia	0	*	*	*	*	*	*
Ireland	715	22.5	4.9	56.7	15.4	0.4	0.0
Greece	5,060	1.3	4.5	77.7	16.4	0.0	0.0
Spain	745	8.9	3.2	67.8	19.9	0.3	0.0
France	10,785	13.7	2.6	57.7	25.1	0.9	0.0
Italy	5,180	0.1	1.5	84.7	13.6	0.0	0.2
Cyprus	:	:	:	:	:	:	:
Latvia	5	*	*	*	*	*	*
Lithuania	105	24.3	4.9	51.5	16.5	2.9	0.0
Luxembourg	100	17.2	3.0	62.6	17.2	0.0	0.0
Hungary	1,005	22.4	6.3	58.7	12.5	0.1	0.0
Malta	535	2.4	2.6	89.0	5.4	0.2	0.4
Netherlands	3,775	18.3	10.8	56.2	14.0	0.6	0.1
Austria	3,730	26.5	9.8	47.0	16.5	0.3	0.0
Poland	2,305	30.9	3.4	43.9	20.7	1.2	0.0
Portugal	45	11.6	2.3	74.4	11.6	0.0	0.0
Romania	245	1.6	4.1	66.9	27.3	0.0	0.0
Slovenia	30	9.7	32.3	38.7	9.7	9.7	0.0
Slovakia	175	4.6	1.1	52.0	33.7	8.6	0.0
Finland	1,135	11.6	8.9	62.1	15.7	0.6	1.1
Sweden	5,045	16.9	9.4	53.1	18.7	1.9	0.0
United Kingdom	:	:	:	:	:	:	:
Iceland	:	:	:	:	:	:	:
Norway	4,310	12.1	17.2	56.7	13.8	0.3	0.0
Switzerland	3,455	22.7	6.1	57.9	12.9	0.4	0.0
Liechtenstein	10	0.0	0.0	16.7	16.7	0.0	66.7

1) EU-27 aggregate includes only new asylum applicants for the UK and CY data relating to applications.

Source: Eurostat ([migr_asyappctzm](#))

Notes:

* - Age distribution is not calculated for those countries where the number of applicants was lower than 10 during the reference period.

Table 4: Five main citizenships of asylum applicants, 2nd quarter 2009 (rounded figures)

BELGIUM		BULGARIA		CZECH REPUBLIC	
Russia	520	Iraq	60	Kazakhstan	65
Afghanistan	475	Stateless	30	Ukraine	50
Kosovo / UNSCR 1244	445	Afghanistan	15	Mongolia	35
Iraq	310	Armenia	15	Vietnam	25
Guinea	245	Algeria	10	Belarus	25
Other	2,655	Other	60	Other	140
DENMARK		GERMANY		ESTONIA	
Afghanistan	220	Iraq	1,500	Ukraine	*
Russia	65	Afghanistan	520	Mongolia	*
Syrian Arab Republic	60	Turkey	470		
Iraq	55	Kosovo / UNSCR 1244	445		
Iran	50	Vietnam	400		
Other	275	Other	3,650	Other	0
IRELAND		GREECE		SPAIN	
Nigeria	155	Pakistan	1,090	Nigeria	110
Pakistan	65	Georgia	670	Ivory Coast	75
China	55	Bangladesh	520	Colombia	65
Somalia	30	Afghanistan	495	Algeria	35
CD	30	Syrian Arab Republic	435	Cameroon	35
Other	380	Other	1,845	Other	425
FRANCE		ITALY		CYPRUS¹⁾	
Kosovo / UNSCR 1244	1,000	Nigeria	1,465	Pakistan	95
Sri Lanka	875	Somalia	835	Sri Lanka	80
Russia	760	Bangladesh	455	India	60
Armenia	730	Pakistan	440	Bangladesh	40
CD	690	Ivory Coast	270	Syrian Arab Republic	40
Other	6,735	Other	1,715	Other	320
LATVIA		LITHUANIA		LUXEMBOURG	
Turkey	*	Russia	65	Kosovo / UNSCR 1244	30
Georgia	*	Afghanistan	5	Bosnia and Herzegovina	15
Uzbekistan	*	Syrian Arab Republic	5	Serbia	5
		Uzbekistan	5	Russia	5
		India	5	Albania	5
Other	0	Other	10	Other	40
HUNGARY		MALTA		NETHERLANDS	
Kosovo / UNSCR 1244	395	Somalia	270	Somalia	1,695
Afghanistan	230	Nigeria	90	Iraq	375
Serbia	125	Eritrea	45	Afghanistan	320
Turkey	20	Mali	40	Unknown	155
Nigeria	20	Ivory Coast	20	Eritrea	110
Other	220	Other	60	Other	1,125
AUSTRIA		POLAND		PORTUGAL	
Russia	800	Russia	1,120	Eritrea	10
Afghanistan	425	Georgia	965	Mauritania	5
Kosovo / UNSCR 1244	355	Indonesia	35	Guinea	5
Serbia	260	Armenia	35	Nigeria	5
Nigeria	210	Vietnam	15	Bosnia and Herzegovina	5
Other	1,685	Other	135	Other	15
ROMANIA		SLOVENIA		SLOVAK REPUBLIC	
Moldova	50	Bosnia and Herzegovina	5	Pakistan	35
Turkey	30	Albania	5	Georgia	25
China	30	Kosovo / UNSCR 1244	5	Russia	20
Georgia	20	Afghanistan	5	Vietnam	20
Afghanistan	15	Iraq	5	China	15
Other	100	Other	10	Other	60
FINLAND		SWEDEN		UNITED KINGDOM²⁾	
Somalia	285	Somalia	1,185	Zimbabwe	2,035
Iraq	255	Iraq	555	Afghanistan	855
Bulgaria	105	Afghanistan	315	Pakistan	530
Russia	95	Kosovo / UNSCR 1244	295	Iran	435
Afghanistan	70	Russia	210	Sri Lanka	395
Other	325	Other	2,490	Other	3,130
		EU-27³⁾			
		Somalia	4,965		
		Afghanistan	4,285		
		Russia	4,060		
		Iraq	3,990		
		Kosovo / UNSCR 1244	3,205		
		Other	41,125		

LIECHTENSTEIN		NORWAY		SWITZERLAND	
Syrian Arab Republic	5	Afghanistan	1,230	Nigeria	410
Ukraine	*	Eritrea	595	Sri Lanka	405
Serbia	*	Somalia	510	Eritrea	265
Ethiopia	*	Stateless	315	Iraq	200
Nigeria	*	Iraq	275	Serbia	195
Other	5	Other	1,385	Other	1,980

1) Data relates to cases.

2) New asylum applicants only.

3) EU-27 aggregate estimated; includes only new asylum applicants for the UK and CY data relating to applications.

Source: Eurostat ([migr_asyappctzm](#))

Notes:

* - represents 2 or fewer applicants recorded in the reference period

CD - Congo, the Democratic Republic of the.

The number of Georgian asylum seekers in the EU-27 doubled in Q2 2009

Table 5: Ten main citizenships of asylum seekers in the EU-27¹⁾ by number of applicants, 4th quarter 2008 - 2nd quarter 2009 (rounded figures)

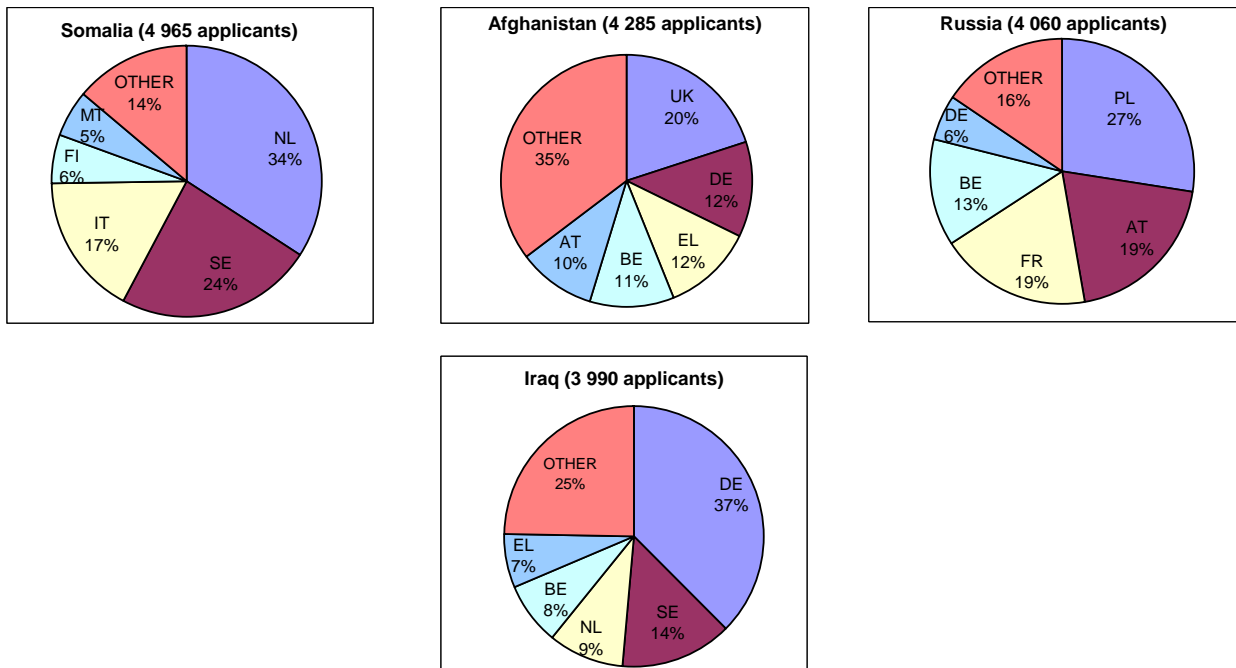
	Q2 2009	Q1 2009		Q4 2008	
	Number of applicants	Number of applicants	Rank	Number of applicants	Rank
Somalia	4,965	4,225	(3)	4,755	(3)
Afghanistan	4,285	4,850	(2)	4,055	(5)
Russia	4,060	4,195	(4)	5,820	(2)
Iraq	3,990	5,580	(1)	6,630	(1)
Kosovo / UNSCR 1244 ²⁾	3,205	3,335	(6)	:	(:)
Nigeria	3,170	2,970	(7)	3,580	(6)
Pakistan	2,805	2,720	(8)	3,235	(7)
Georgia	2,360	1,230	(15)	1,590	(13)
Zimbabwe	2,110	3,970	(5)	1,235	(15)
Bangladesh	1,740	2,145	(9)	2,170	(10)
Other	28,935	30,590	(-)	36,185	(-)

1) EU-27 aggregate includes only new asylum applicants for the UK and CY data relating to applications.

2) In 2008, Kosovo / UNSCR 1244 citizen were included with Serbia citizens.

Source: Eurostat ([migr_asyappctzm](#))

Figure 4: Distribution of the 4 main countries of citizenship of asylum seekers in the EU-27¹⁾ by receiving country, 2nd quarter 2009



1) EU-27 aggregate includes only new asylum applicants for the UK and CY data relating to applications.

Source: Eurostat ([migr_asyappctzm](#))

Germany granted the highest number of positive decisions at the first instance in Q2 2009

Table 6: First instance decisions by citizenship in selected Member States¹⁾, 2nd quarter 2009 (rounded figures)

GERMANY				
Refugee status	Subsidiary protection	Humanitarian reasons	Rejections	
Iraq	1,685	Sri Lanka 45	Afghanistan 130	Iraq 735
Iran	165	Eritrea 30	Iraq 45	Vietnam 370
Sri Lanka	115	Afghanistan 10	XK 15	Turkey 350
Other	410	Other 25	Other 105	Other 2,670
FRANCE				
Refugee status	Subsidiary protection	Humanitarian reasons	Rejections	
Sri Lanka	170	Mali 105	Not applicable	CD 555
Iraq	125	Guinea 70		Armenia 545
CD	75	Senegal 15		Turkey 535
Other	565	Other 65		Other 5,560
SWEDEN				
Refugee status	Subsidiary protection	Humanitarian reasons	Rejections	
Somalia	120	Somalia 585	Iraq 40	Iraq 695
Iraq	55	Iraq 130	Somalia 30	Somalia 325
Eritrea	50	Eritrea 125	Afghanistan 15	XK 300
Other	160	Other 210	Other 45	Other 2,495
OTHER EU MS				
Refugee status ²⁾	Subsidiary protection ²⁾	Humanitarian reasons ²⁾	Rejections ²⁾	
Russia	255	Russia 855	Somalia 540	Iraq 925
Iraq	150	Somalia 570	Iraq 160	Russia 875
Somalia	125	Iraq 465	Serbia 40	Somalia 740
Other	925	Other 950	Other 545	Other 5,570
GREECE				
Refugee status	Subsidiary protection	Humanitarian reasons	Rejections	
Bangladesh	5	Iraq 10	Ethiopia	Pakistan 1,100
Lebanon	5	Sudan 5	LY	Bangladesh 670
Stateless	5	Afghanistan 15	Rwanda	Georgia 555
Other	5	Other 5	Other 5	Other 2,885
ITALY				
Refugee status	Subsidiary protection	Humanitarian reasons	Rejections	
Afghanistan	85	Somalia 720	Nigeria 125	Nigeria 1,830
Somalia	65	Afghanistan 195	Somalia 30	Ghana 325
Eritrea	45	Ivory Coast 100	Ghana 25	Algeria 250
Other	290	Other 500	Other 200	Other 2,335
UNITED KINGDOM				
Refugee status	Subsidiary protection	Humanitarian reasons	Rejections	
Zimbabwe	625	Afghanistan 305	Myanmar 5	Zimbabwe 1,875
Eritrea	225	Zimbabwe 95	Eritrea	Afghanistan 450
Somalia	100	Iraq 40	Zimbabwe	Pakistan 365
Other	390	Other 220	Other 10	Other 2,480
EU-27				
Refugee status ²⁾	Subsidiary protection ²⁾	Humanitarian reasons ²⁾	Rejections ²⁾	
Iraq	2,090	Somalia 1,905	Somalia 600	Nigeria 3,140
Zimbabwe	630	Russia 885	Iraq 250	Iraq 2,910
Eritrea	455	Afghanistan 845	Afghanistan 185	Pakistan 2,150
Other	3,815	Other 2,835	Other 1085	Other 30,155

1) Countries selected here are those with the highest number of 1st instance decisions.

2) No data available for CZ and DK.

Source: Eurostat (migr.asydcfstq)

Notes:

CD - Congo, the Democratic Republic of the; LY - Libyan Arab Jamahiriya; XK – Kosovo / UNSCR 1244.

Table 7: First instance decisions by outcome, 2nd quarter 2009 (rounded figures)

	Total decisions	Total positive decisions	Refugee status	Subsidiary protection	Humanitarian reasons	Rejected
EU-27 ¹⁾	53,935	15,580	6,995	6,470	2,115	38,355
Belgium	:	685	585	100	-	:
Bulgaria	150	60	10	50	-	90
Czech Republic	:	:	:	:	:	:
Denmark	:	:	:	:	:	:
Germany	6,900	2,780	2,375	110	295	4,120
Estonia	0	0	0	0	0	0
Ireland	945	190	25	5	165	755
Greece	5,265	55	10	40	5	5,210
Spain	1,145	85	50	30	0	1,060
France	8,385	1,190	935	255	-	7,195
Italy	7,120	2,385	485	1,515	380	4,735
Cyprus	1,250	245	10	220	10	1,010
Latvia	0	0	0	0	0	0
Lithuania	35	5	0	5	-	30
Luxembourg	80	15	15	0	0	70
Hungary	565	105	80	10	15	460
Malta	685	365	15	350	5	315
Netherlands	3,850	1,725	160	655	910	2,125
Austria	1,620	870	450	305	115	755
Poland	1,560	845	30	800	20	715
Portugal	40	20	0	20	-	20
Romania	105	30	10	5	15	75
Slovenia	35	0	0	0	0	30
Slovakia	125	85	5	75	10	40
Finland	825	260	15	220	25	565
Sweden	5,380	1,565	390	1,050	130	3,815
United Kingdom	7,185	2,015	1,340	660	20	5,170
Iceland	:	:	:	:	:	:
Norway	3,075	1,285	515	470	295	1,795
Switzerland	2,700	1,295	590	700	-	1,405
Liechtenstein	10	0	0	-	0	10

1) As a sum of available data.

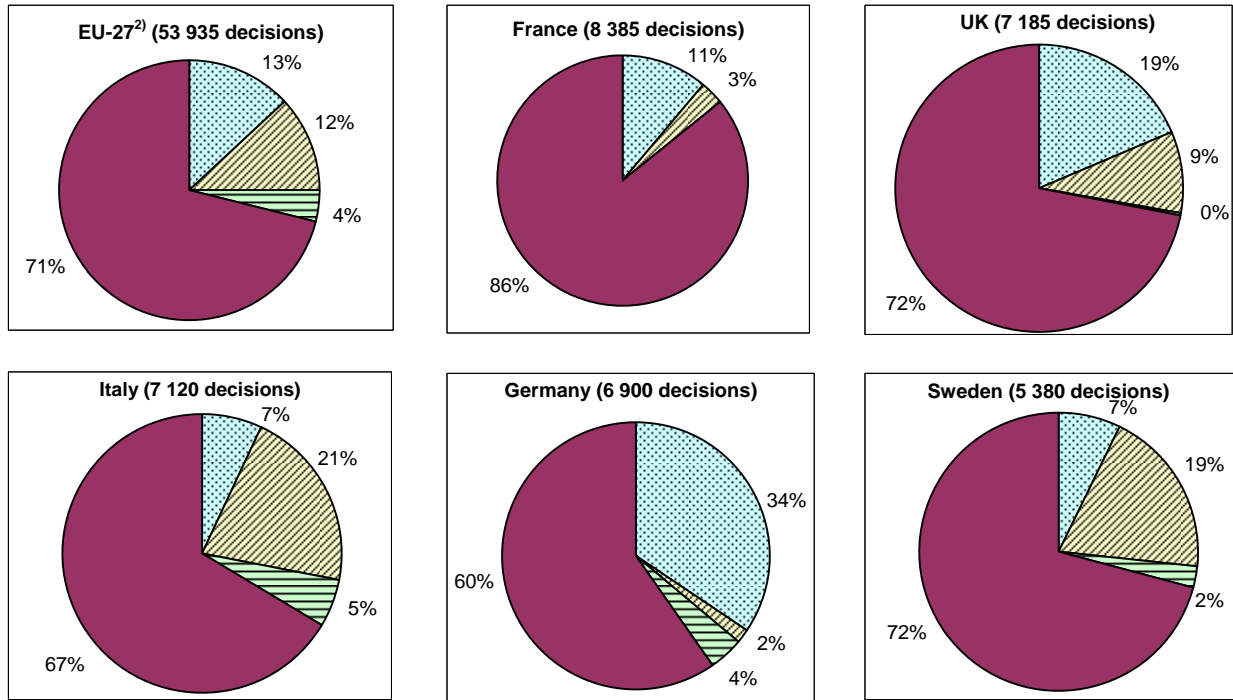
Source: Eurostat (migr.asydcfstq)

'-' not applicable

':' not available

Every second Iraqi granted protection status in EU-27 at the first instance

Figure 5: First instance decisions by outcome, selected Member States¹⁾, 2nd quarter 2009



1) Countries selected here are those with the highest number of decisions.

2) EU-27: Refugee status, subsidiary protection and humanitarian reasons: no data available for CZ and DK.

Rejections: no data available for BE, CZ and DK.

Source: Eurostat ([migr_asvdcfstq](#))

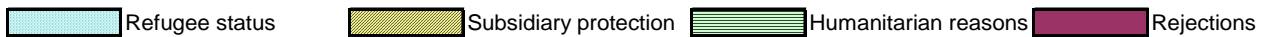
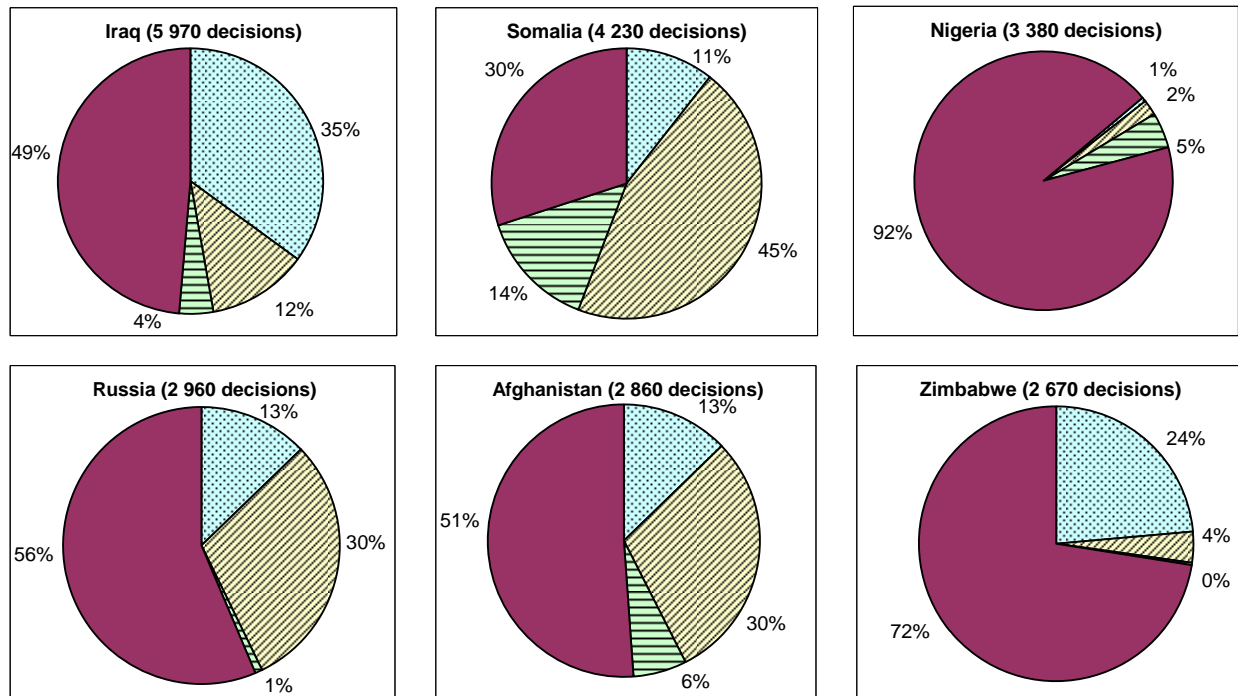


Figure 6: First instance decisions in EU-27¹⁾ for the main countries of citizenship by outcome, 2nd quarter 2009



1) EU-27: Refugee status, subsidiary protection and humanitarian reasons: no data available for CZ and DK.

Rejections: no data available for BE, CZ and DK.

Source: Eurostat ([migr_asvdcfstq](#))



Methodology

DATA SOURCES

The data used for this publication are provided to Eurostat by the Ministries of Interior, Justice or immigration agencies of the Member States. Data are based entirely on relevant administrative sources. Apart from statistics on new asylum applicants, these data are supplied by Member States according to the provisions of Article 4 of the Regulation (EC) 862/2007 of 11 July 2007 on Community statistics on migration and international protection.

All data presented in this publication are rounded to the nearest 5.

All data presented in this publication are provisional (except for otherwise stated) and may be a subject of change.

DEFINITIONS AND COVERAGE

'Asylum applicant' means a person having submitted an application for international protection or having been included in such application as a family member during the reference period. 'Application for international protection' means an application for international protection as defined in Art.2(g) of Council Directive 2004/83/EC, i.e. including requests for refugee status or for subsidiary protection status, irrespective of whether the application was lodged on arrival at border, or from inside the country, and irrespective of whether the person entered the territory legally (e.g. as a tourist) or illegally. In deciding when to regard an asylum application as having been lodged, the principles expressed in Article 4(1) of Council Regulation 2003/343/EC should be applied, i.e. 'An application for asylum shall be deemed to have been lodged once a form submitted by the applicant for asylum or a report prepared by the authorities has reached the competent authorities of the Member State concerned. Where an application is not made in writing, the time elapsing between the statement of intention and the preparation of a report should be as short as possible'. Applications submitted by persons who are subsequently found to be a subject of a Dublin procedure (Council Regulation (EC) No 343/2003) are included in the number of asylum applications. Within the same reference period every person being a subject of asylum application is counted only once, therefore repeat applications are not recorded if the first application has been lodged in the same reference period. However, such a repeat application will be recorded if lodged in a different reference month. It means that the aggregation of the monthly figures may overestimate the number of persons applying for international protection within the aggregated period (quarter or year).

In some MS (e.g. IT, MT) due to restrictions of the asylum procedure (e.g. time limits for lodging repeat application) repeat applications may be very rare. Therefore the number of new asylum applicants may equal or almost equal the number of asylum applicants.

The number of asylum applicants and the number of first instance decisions during the same reference period differs. This is due to the time lag between the date of asylum application and the date of the decision on asylum application. The duration of this time lag may vary considerably depending on the national asylum procedure and the administrative workload. Asylum application lodged in one reference period may therefore result in a decision in a later period, while some asylum decisions reported for that period may relate to the applications lodged in previous reference periods.

'New asylum applicant' means a person having submitted an application for international protection for the first time. Applications submitted by persons who are subsequently found to be a subject of a Dublin procedure are included in the statistics on new asylum applicants if such persons are also a subject of first asylum application. All Member States are requested to supply these data but their provision is voluntary. As persons are counted once only, statistics on new asylum applicants may be used for preparation of annual aggregates.

Person being a subject of **'a pending application'** means a person who is the subject of application for international protection under consideration by the responsible national authority at the end of the reference period. It includes the number of persons with pending applications at all instances of the administrative and/or judicial procedure.

'Rejected applicant' means a person covered by a first instance decision rejecting an application for international protection, including decisions considering applications as inadmissible or as unfounded and decisions under priority and accelerated procedures, taken by administrative or judicial bodies during the reference period.

'Person granted refugee status at first instance' means a person covered by a first instance decision granting refugee status, taken by administrative or judicial bodies during the reference period. Refugee status means status as defined in Art.2(d) of Directive 2004/83/EC within the meaning of Art.1 of the Geneva Convention relating to the Status of Refugees of 28 July 1951, as amended by the New York Protocol of 31 January 1967. According to the Art.2(c) of that Directive refugee means a third country national who, owing to a well-founded fear of being persecuted for reasons of race, religion, nationality, political opinion or membership of a particular social group, is outside the country of nationality and is unable or, owing to such fear, is unwilling to avail himself or herself of the protection of that country, or a stateless person, who, being outside of the country of former habitual residence for the same reasons as mentioned above, is unable or, owing to such fear, unwilling to return to it.

'Person granted subsidiary protection status at first instance' means a person covered by a first instance decision granting subsidiary protection status, taken by administrative or judicial bodies during the reference period. Subsidiary protection status means status as defined in Art.2(f) of Directive 2004/83/EC. According to the Art.2(e) of that Directive a person eligible for subsidiary protection means a third country national or a stateless person who does not qualify as a refugee but in respect of whom substantial grounds have been shown for believing that the person

concerned, if returned to his or her country of origin, or in the case of a stateless person, to his or her country of former habitual residence, would face a real risk of suffering serious harm and is unable, or, owing to such risk, unwilling to avail himself or herself of the protection of that country.

'Person granted authorisation to stay for humanitarian reasons at first instance' means a person covered by an other first instance decision granting authorisation to stay for humanitarian reasons under national law concerning international protection, taken by administrative or judicial bodies during the reference period. It includes persons who are not eligible for international protection as currently defined in the first stage legal instruments, but are nonetheless protected against removal under the obligations that are imposed on all Member States by international refugee or human rights instruments or on the basis of principles flowing from such instruments. Examples of such categories include persons who are not removable on ill health grounds and unaccompanied minors.

'Dublin procedure' means a procedure according to the Council Regulation (EC) No 343/2003, establishing the criteria and mechanisms for determining the Member State responsible for examining an asylum application lodged in one of the Member States by a third-country national.

COUNTRY INFORMATION

Statistics on asylum applications in Cyprus relate to the number of administrative cases instead of individuals. This may result in underestimation of the actual number of applications, as one administrative case may cover several family members being a subject of this application.

ABBREVIATIONS

Belgium (BE), Bulgaria (BG), Czech Republic (CZ), Denmark (DK), Germany (DE), Estonia (EE), Ireland (IE), Greece (EL), Spain (ES), France (FR), Italy (IT), Cyprus (CY), Latvia (LV), Lithuania (LT), Luxembourg (LU), Hungary (HU), Malta (MT), the Netherlands (NL), Austria (AT), Poland (PL), Portugal (PT), Romania (RO), Slovenia (SI), Slovakia (SK), Finland (FI), Sweden (SE), the United Kingdom (UK), Iceland (IS), Lichtenstein (LI), Norway (NO) and Switzerland (CH).

EU ASYLUM POLICY

The Directorate-General for Justice, Freedom and Security (DG JLS) is responsible for developing EU policies on asylum. For more information please see:

http://www.ec.europa.eu/justice_home/index_en.htm

Further information

European Statistical Data Support:

Contact details for this support network can be found on our Internet site:

<http://ec.europa.eu/eurostat/>

Data

Data on "Population and Social conditions, Asylum":

<http://epp.eurostat.ec.europa.eu/portal/page/portal/population/data/database>

(Select "International Migration and asylum" and "Asylum")

More information about "Population and social conditions":

<http://epp.eurostat.ec.europa.eu/portal/page/portal/population/introduction>

European Statistical Data Support:

Contact details for this support network can be found on our Internet site:

<http://ec.europa.eu/eurostat/>

Manuscript completed on: 23.09.2009

Data extracted on: 21.09.2009

ISSN 1977-0340

Catalogue number: KS-QA-09-039-EN-N

© European Communities, 2009