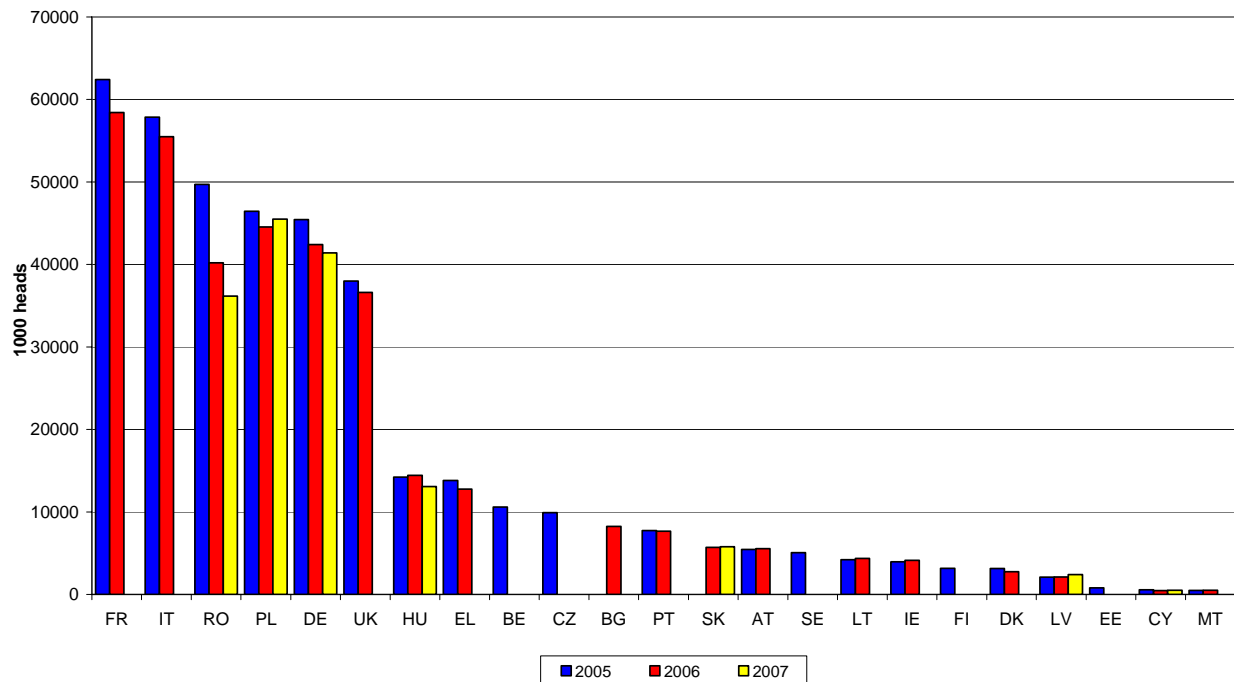


Poultry statistics in the European Union: flock numbers, hatcheries, trade and slaughterings

Laying hen population in the EU Member States in 2005, 2006, 2007



From 2005 to 2007, data are not available for ES, LU, NL and SI and are incomplete for the remaining EU Member States, except for DE, CY, LV, HU, PL and RO

Source: Eurostat

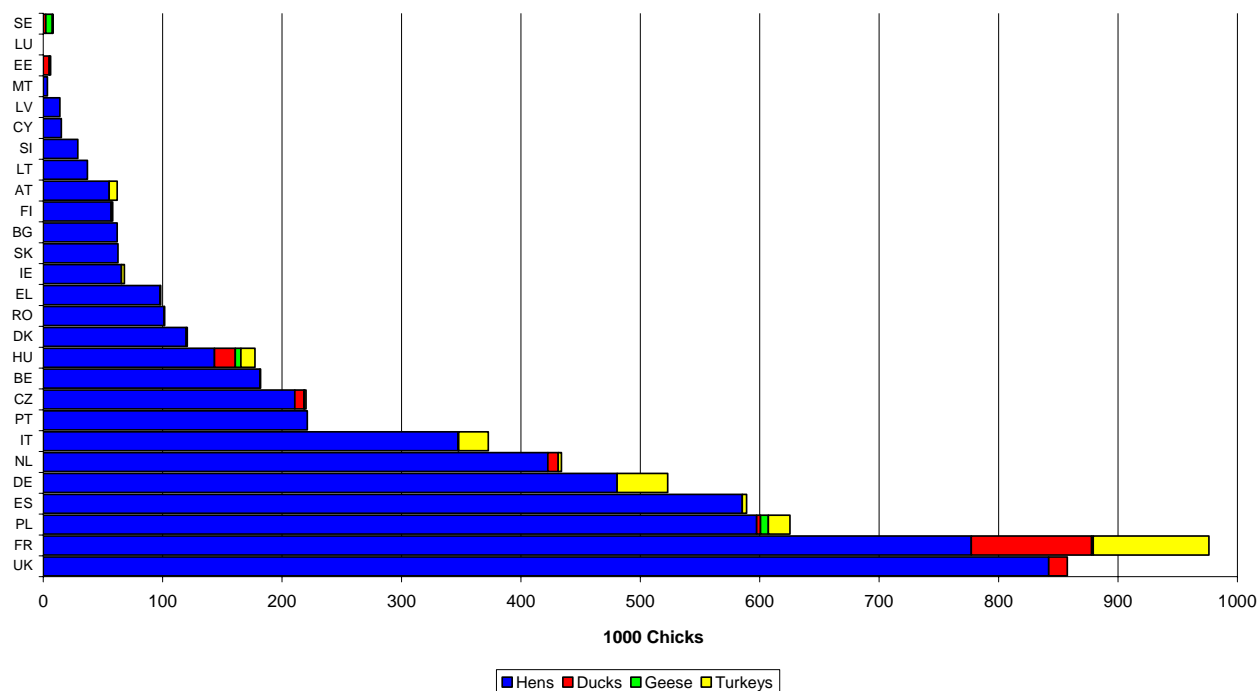
Available data on laying hen population (in 1000 heads) in the EU Member States

	BE	BG	CZ	DK	DE	EE	EL	FR	IE	IT	CY	LV	LT	HU	MT	AT	PL	PT	RO	SK	FI	SE	UK
2005	10613	:	9917	3154	45438	797	13823	62403	3954	57865	550	2098	4219	14233	477	5450	46452	7742	49725	:	3180	5065	38000
2006	:	8263	:	2759	42400	:	12779	58419	4133	55500	472	2115	4377	14425	500	5552	44551	7677	40223	5690	:	:	36600
2007	:	:	:	:	41400	:	:	:	:	:	517	2400	:	13078	:	:	45502	:	36166	5776	:	:	:

":" means not available

Source: Eurostat

Chicks for fattening in the EU per poultry species in 2007



Confidential data: BG (ducks, turkeys); DE (ducks, geese); EE (hens); SK (ducks, geese, turkeys); SE (hens); UK (turkeys)

Source: Eurostat

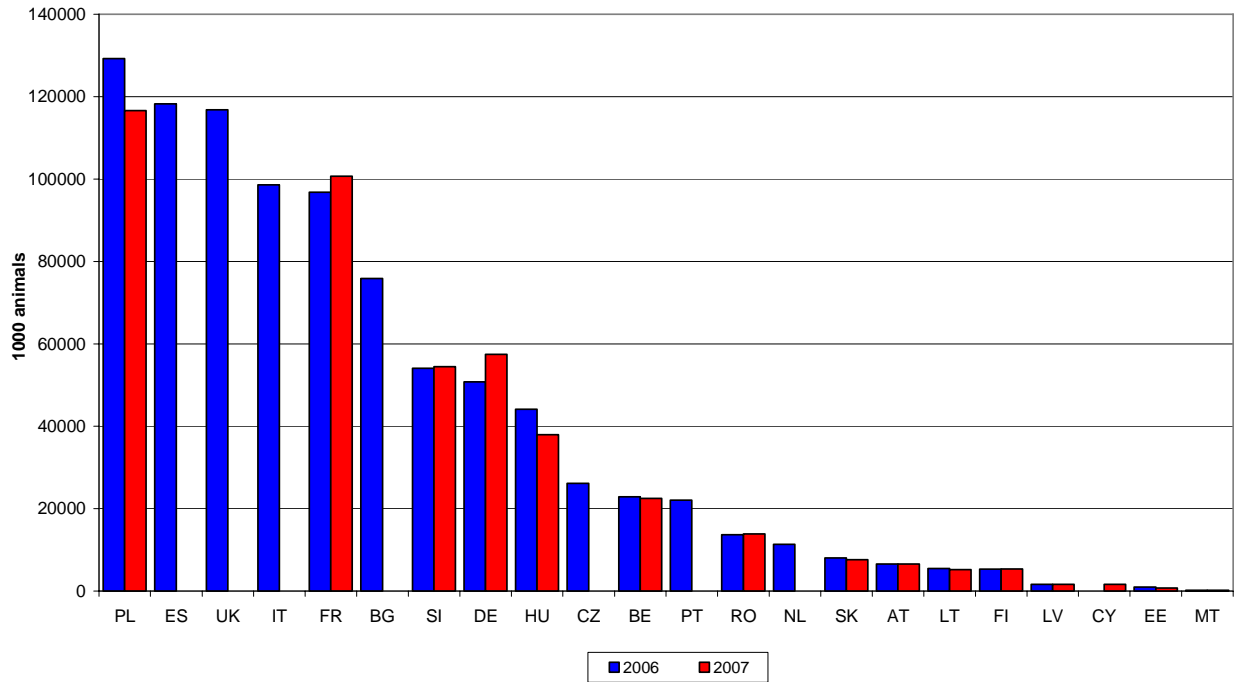
Monthly number of chicks (hens) for fattening-utility hatched in the EU Member States

	2007m03	2007m04	2007m05	2007m06	2007m07	2007m08	2007m09	2007m10	2007m11	2007m12	2008m01	2008m02
BE	16120	15437	15246	16120	15845	15052	15038	16397	12078	15742	14644	:
BG	5588	5381	5562	5927	5835	5919	5459	5252	4713	3712	4181	:
CZ	18002	17057	17744	17310	18971	18509	16630	19708	16704	16633	17467	:
DK	10448	8806	9756	11964	9587	9762	11235	9187	7320	12261	:	:
DE	38080	38123	40054	40257	39955	41091	39467	45060	38879	45137	45155	:
EE	c	c	c	c	c	c	c	c	c	c	c	c
EL	10584	10258	10936	10180	10509	11241	9246	10304	:	:	:	:
ES	49114	47839	51218	50595	48658	50878	46819	50670	48246	49105	:	:
FR	75757	63275	63948	77695	60731	58449	72442	59483	53473	75335	:	:
IE	5348	6829	5764	5922	7805	6997	6644	8019	:	:	:	:
IT	28854	31967	30444	34531	31203	31804	33705	30612	31633	:	:	:
CY	1356	1249	1344	1304	1120	1313	1248	1377	1301	1287	1350	:
LV	898	1185	1223	1148	1195	1242	1093	1285	1234	1183	1282	:
LT	3166	3020	3226	2924	3216	3403	3016	3189	2831	3243	3465	:
LU	:	:	:	:	:	:	:	:	:	:	:	:
HU	13467	12894	11858	11954	11671	12744	10879	12338	11115	11026	9468	:
MT	295	258	207	213	237	373	301	359	390	293	:	:
NL	38557	38004	44330	37417	36966	40812	35744	38766	35137	:	:	:
AT	4645	4192	5325	4398	4259	5475	4298	5307	3963	4005	:	:
PL	53550	50881	52000	49785	51396	52493	47464	54032	50145	47361	49903	:
PT	18773	18178	19811	19284	20377	19825	17477	19242	16867	17197	:	:
RO	10372	11872	14933	9048	5738	5339	7280	8965	7726	6615	:	:
SI	2418	2239	2667	2590	3010	2514	2111	2105	2090	2349	2548	2581
SK	5435	6237	6611	5298	6021	5263	4742	5589	4083	3807	3669	:
FI	4563	4774	4762	4670	4893	5142	4376	4957	4301	4752	:	:
SE	c	c	c	c	c	c	c	c	c	c	c	c
UK	66168	82325	65800	67177	79456	64812	65703	81553	58219	63885	79137	:

":" means not available and "c" means confidential

Source: Eurostat

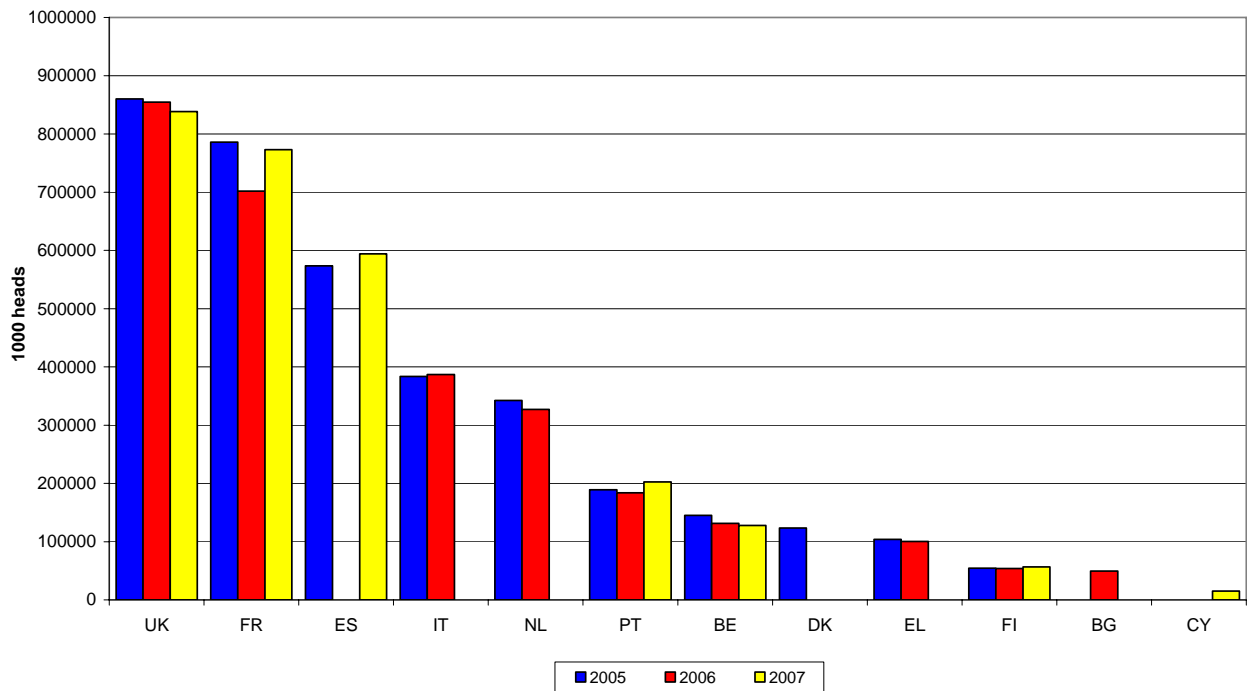
Total capacity of hatcheries in the EU Member States in 2006 and 2007



For 2006 and 2007, data are not available for DK, IE, EL, LU and SE

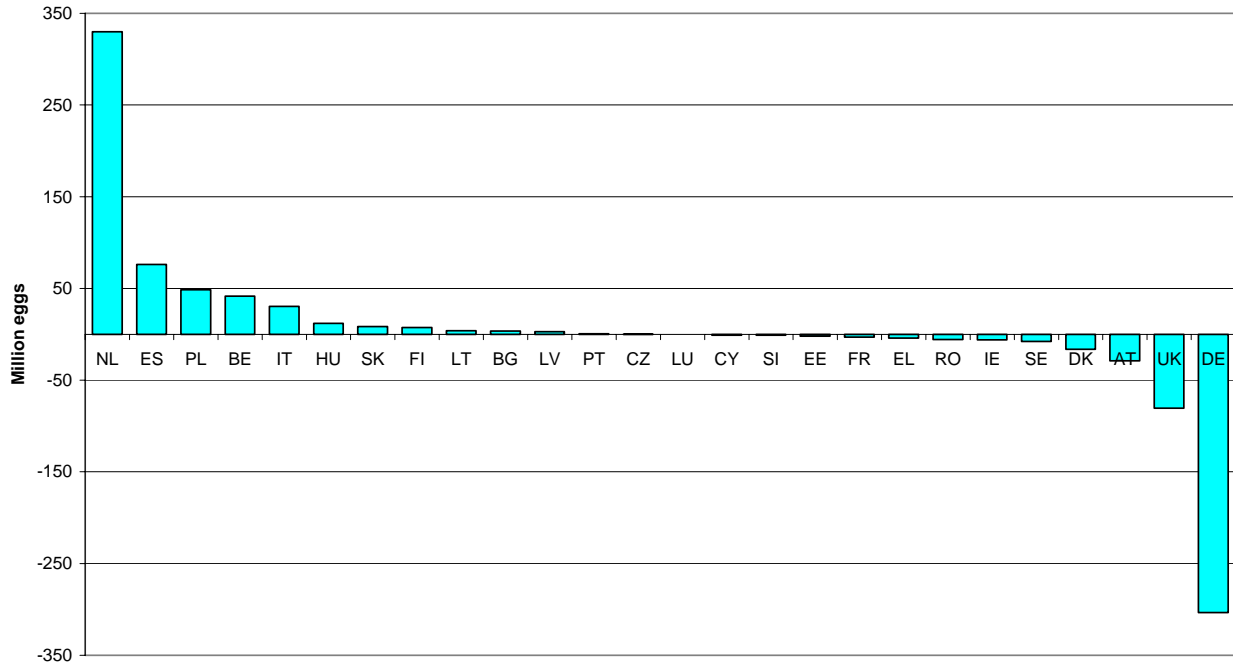
Source: Eurostat

Chicks for fattening placed in production = chicks hatched + imports - exports (available data for the EU Member States in 2005, 2006 and 2007)



Source: Eurostat

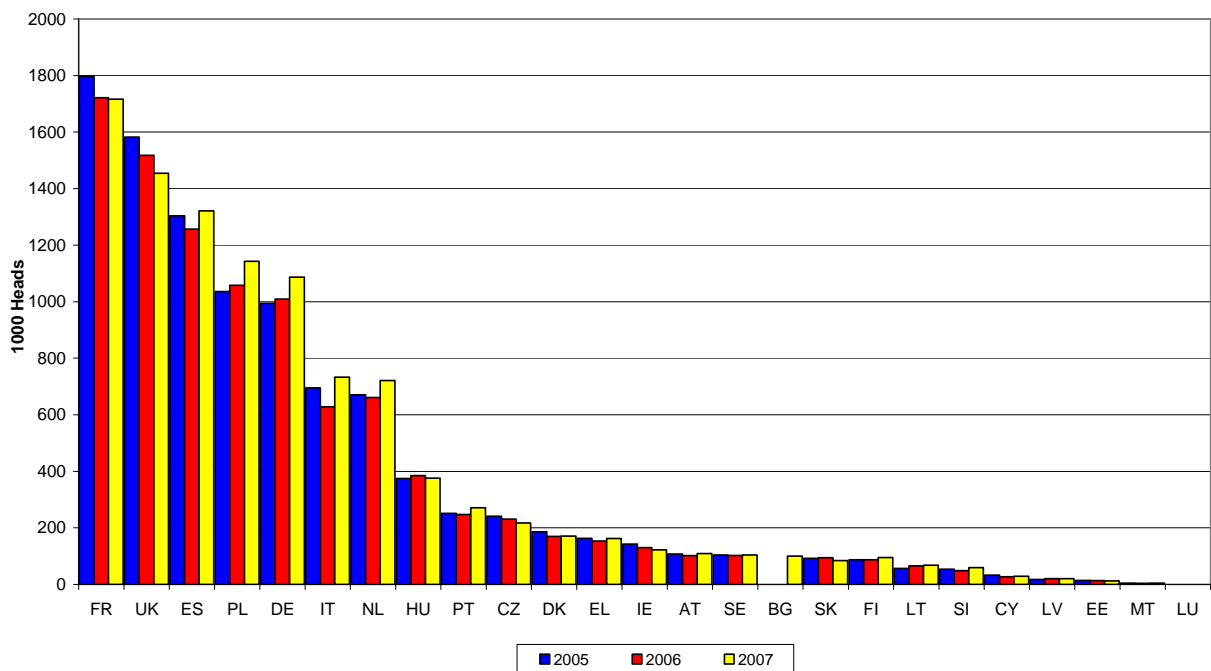
Trade balance (exports minus imports) in eggs (average of available data from 2000 to 2007 in the EU Member States)



Data for MT are not available

Source: Eurostat

Poultry slaughterings in the EU Member States in 2005, 2006 and 2007



Data for BE and RO are not available

Source: Eurostat

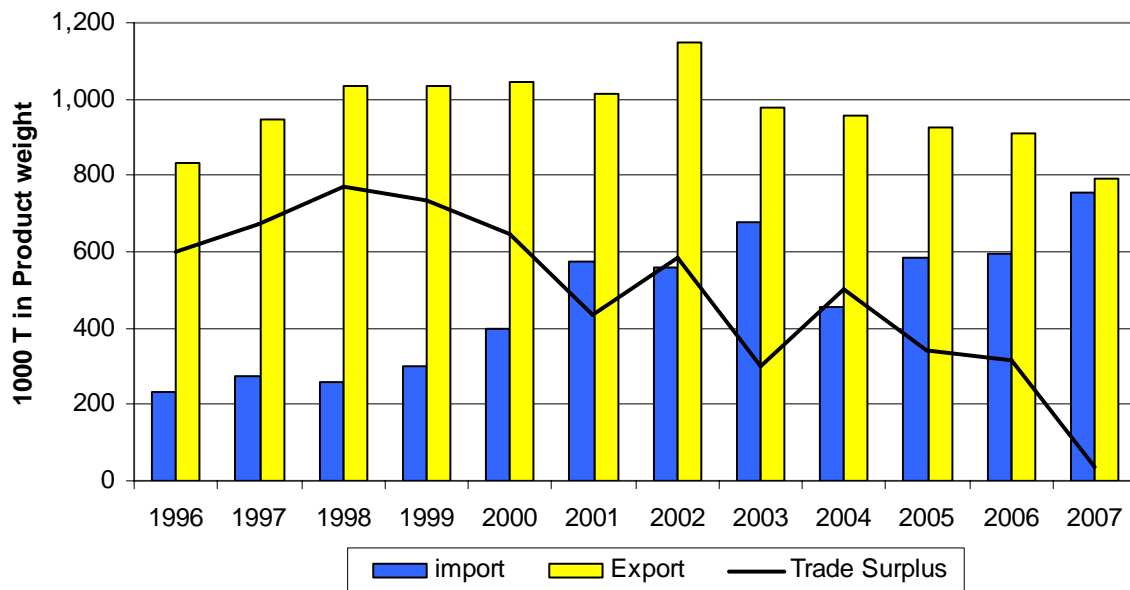
Monthly Poultry Slaughterings (in 1000 tonnes) in the EU Member States

	2007m05	2007m06	2007m07	2007m08	2007m09	2007m10	2007m11	2007m12	2008m01	2008m02	2008m03	2008m04
BE	:	:	:	:	:	:	:	:	:	:	:	:
BG	9.036	8.536	8.512	8.122	8.678	8.972	8.205	8.075	6.507	6.501	6.458	8.179
CZ	19.428	17.282	18.158	19.1	18.356	20.933	19.041	15.469	17.951	15.469	17.209	:
DK	12.841	12.841	14.806	14.806	14.806	14.9	14.9	14.9	14.2	14.2	14.2	:
DE	90.608	80.937	92.738	95.873	88.726	95.373	97.207	91.957	100.097	90.435	89.972	101.914
EE	1.121	1.091	1.055	1.04	0.883	1.1	1.028	1.029	0.993	0.968	1.073	1.013
IE	11.648	8.452	9.016	11.246	9.158	9.204	12.201	14.31	:	:	:	:
EL	13.081	13.158	13.479	13.855	14.109	14.086	14.007	14.434	13.512	13.182	12.925	:
ES	111.845	96.651	124.833	126.866	113.446	130.97	100.151	95.873	119.478	114.385	111.906	:
FR	143.813	143.828	143.946	143.258	132.777	156.163	145.911	147.672	149.432	136.901	138.531	152.125
IT	65.913	58.808	63.463	63.492	62.028	68.144	62.178	60.088	93.623	89.786	91.766	96.472
CY	2.583	2.455	2.562	2.488	2.135	2.499	2.395	2.874	2.48	2.403	2.393	1.888
LV	1.797	1.651	1.77	1.675	1.541	1.692	1.751	1.936	1.979	1.824	1.999	2.015
LT	5.95	5.542	5.41	6.326	5.369	5.724	5.667	5.68	5.778	5.089	5.489	5.793
LU	0.006	0.013	0.005	0.004	0.005	0.014	0.015	0.014	0	0.014	0.009	0
HU	34.691	32.457	32.774	29.01	30.512	35.51	33.097	28.109	31.303	29.278	29.289	34.836
MT	0.503	0.377	0.314	0.288	0.295	0.445	0.415	0.355	0.451	0.46	0.415	0.498
NL	62.065	60.093	57.31	60.682	62.527	67.77	62.791	58.817	:	:	:	:
AT	9.543	9.493	9.509	9.93	8.704	9.505	8.409	9.257	9.297	8.109	8.982	9.265
PL	96.175	91.866	99.835	102.889	98.349	113.12	100.781	92.869	104.798	93.918	96.379	102.761
PT	23.791	22.246	25.134	24.896	21.395	24.597	22.784	22.379	23.423	21.645	21.445	23.491
RO	:	:	:	:	:	:	:	:	:	:	:	:
SI	4.747	4.963	5.218	5.148	4.805	5.357	5.41	4.8	5.182	4.405	4.635	4.922
SK	7.286	7.522	7.063	7.406	7.75	7.138	6.795	6.451	6.162	4.172	6.968	6.6
FI	8.106	7.39	8.296	8.306	8.031	8.884	8.988	7.105	0	:	:	:
SE	8.717	8.717	8.774	8.774	8.774	8.595	8.595	8.595	8.578	8.578	8.577	:
UK	114.91	113.72	140	107.8	103.11	140.03	120.23	109.68	137.12	109.25	106.87	135.67

":" means not available

Source: Eurostat

EU Import and Export of Poultrymeat



Source: Comext

Methodology

Abbreviations:

Belgium	BE	Ireland	IE	Austria	AT
Bulgaria	BG	Italy	IT	Poland	PL
Czech Republic	CZ	Cyprus	CY	Portugal	PT
Denmark	DK	Latvia	LV	Romania	RO
Germany	DE	Lithuania	LT	Slovenia	SI
Estonia	EE	Luxembourg	LU	Slovak Republic	SK
Greece	EL	Hungary	HU	Finland	FI
Spain	ES	Malta	MT	Sweden	SE
France	FR	Netherlands	NL	United Kingdom	UK

EU European Union

Further information

European Statistical Data Support:

Contact details for this support network can be found on our Internet site:

<http://ec.europa.eu/eurostat/>

Data: [Estat Website/Agriculture, forestry and fisheries/Agriculture/Agricultural products/Animal production](#)

Agriculture, forestry and fisheries



If you wish to receive an exhaustive data extraction on monthly animal production statistics via e-mail, please send a request to: Estat-Animal-Products@ec.europa.eu

Manuscript completed on: 05.08.2008

Data extracted on: 21.07.2008

ISSN 1977-0340

Catalogue number: KS-QA-08-031-EN-N

© European Communities, 2008