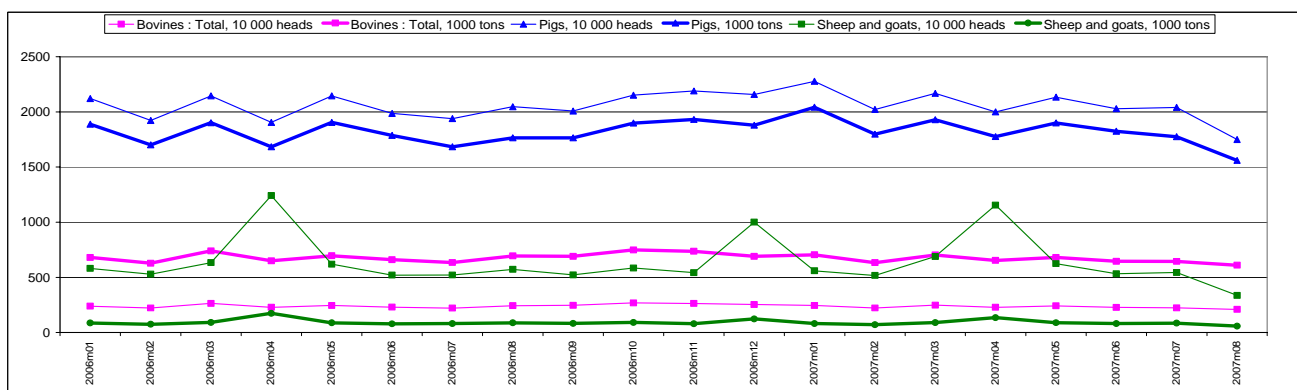


EU-27 Abattages porcins – bovins – ovins & caprins (têtes & tonnes)

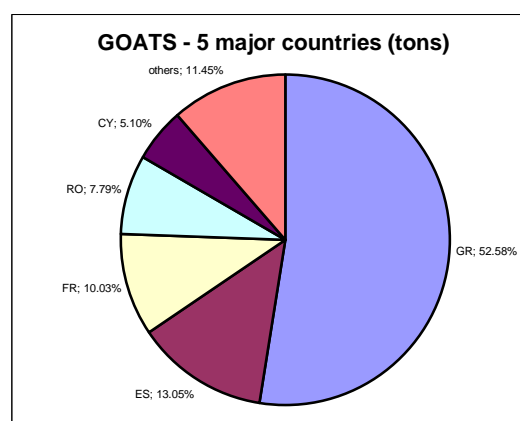
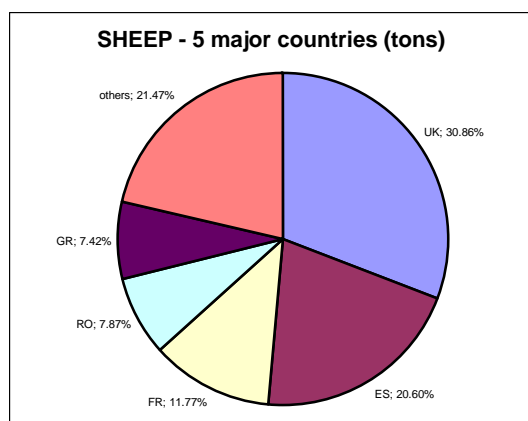
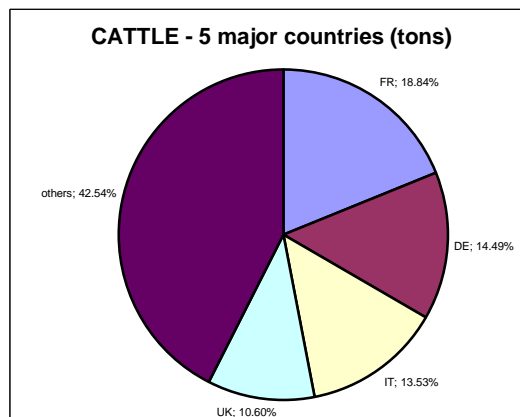
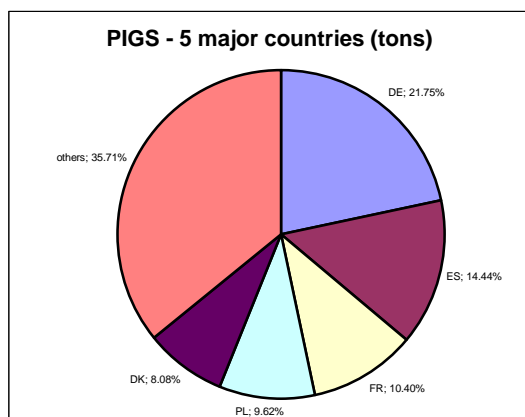


Total cattle slaughterings (1000 tons)

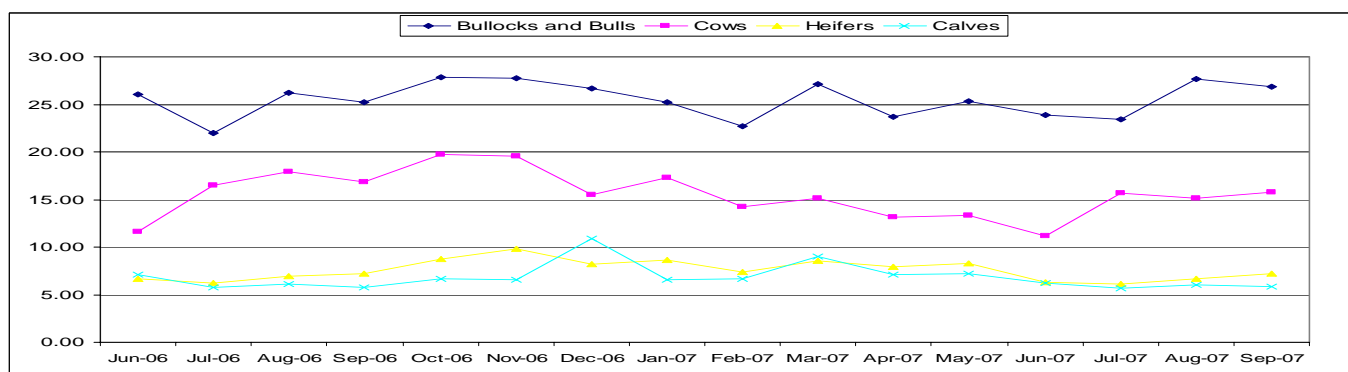
	2006m01	2006m02	2006m03	2006m04	2006m05	2006m06	2006m07	2006m08	2006m09	2006m10	2006m11	2006m12	2007m01	2007m02	2007m03	2007m04	2007m05	2007m06	2007m07	2007m08
AT	17.889	15.785	19.390	16.110	19.201	16.231	15.872	18.100	17.452	19.848	20.168	18.539	18.577	16.280	18.895	16.547	17.353	15.354	16.549	18.128
BE	23.418	21.309	23.695	21.601	22.843	22.099	19.680	21.520	22.627	22.809	23.463	23.855	23.138	20.370	23.701	22.337	22.611	22.249	20.520	23.605
BG	2.241	1.612	1.407	1.269	1.384	0.939	0.824	0.983	1.560	1.733	2.336	6.646	0.320	0.334	0.418	0.378	0.415	0.514	0.574	0.568
CY	0.393	0.408	0.301	0.270	0.371	0.337	0.311	0.319	0.253	0.421	0.358	0.262	0.381	0.278	0.360	0.264	0.353	0.325	0.295	0.309
CZ	6.787	5.978	7.188	6.342	7.100	6.327	5.211	7.308	6.512	7.293	7.137	6.529	7.077	6.204	6.765	6.579	6.817	6.205	6.344	6.796
DE	104.553	94.546	115.017	85.639	98.789	87.647	76.873	103.636	98.939	111.425	119.067	96.823	101.370	93.854	106.303	90.837	93.519	89.518	90.757	100.247
DK	10.939	9.371	11.476	9.370	11.898	11.384	6.398	12.063	11.231	12.442	12.854	9.276	12.321	9.663	11.566	9.532	11.027	11.382	7.474	11.457
EE	1.126	0.922	0.831	0.866	1.243	1.100	1.103	1.384	1.325	1.606	1.606	1.340	1.307	1.159	1.293	1.141	1.423	1.159	1.188	1.236
ES	53.609	52.405	59.550	52.683	58.897	57.112	55.298	57.506	56.184	57.096	55.911	54.548	53.124	47.830	54.560	50.687	55.082	53.957	56.611	-
FI	7.181	6.642	7.692	6.424	7.072	6.753	6.664	7.760	7.539	8.193	8.521	6.610	8.430	7.225	7.789	7.015	7.514	6.618	6.814	7.584
FR	123.689	117.662	140.989	118.474	131.222	125.423	110.343	135.592	125.204	131.030	129.142	120.750	133.197	116.064	134.348	128.712	136.418	125.678	126.073	137.991
GR	4.855	4.764	4.601	4.889	4.913	5.207	5.309	5.337	5.118	5.094	4.928	5.672	4.718	4.539	4.204	4.588	4.804	5.065	5.226	5.158
HU	2.909	2.675	2.968	2.383	3.247	2.722	2.646	3.039	2.692	2.831	2.821	2.613	2.959	2.819	3.116	2.723	3.133	2.825	2.870	3.002
IE	44.500	44.400	51.500	43.400	48.100	45.000	44.400	47.300	53.700	53.900	56.800	39.200	50.100	46.900	46.600	47.200	48.800	40.700	45.000	49.800
IT	96.201	86.037	99.236	76.302	83.650	87.310	83.942	92.022	100.669	105.629	97.309	102.323	100.696	89.990	98.025	76.784	85.641	87.492	88.428	92.150
LT	3.688	3.733	4.415	3.418	4.076	3.766	3.944	3.310	4.518	4.999	4.274	3.182	4.300	4.011	4.591	4.157	5.085	4.622	4.871	5.201
LU	0.872	0.778	0.897	0.768	0.849	0.784	0.698	0.674	0.737	0.801	0.754	0.722	0.809	0.694	0.779	0.715	0.728	0.753	0.707	0.727
LV	1.366	1.445	1.522	1.470	1.728	1.423	1.561	2.003	1.963	2.182	2.068	1.953	1.754	1.704	1.966	1.852	1.889	1.578	1.787	1.812
MT	0.136	0.118	0.112	0.103	0.125	0.102	0.120	0.091	0.107	0.140	0.113	0.131	0.125	0.114	0.116	0.133	0.105	0.104	0.123	0.106
NL	30.873	28.601	34.607	27.448	31.949	30.012	25.952	31.289	33.512	36.733	38.400	34.271	33.923	28.902	36.101	29.324	33.597	30.559	27.847	32.201
PL	21.617	24.964	39.045	36.815	31.039	27.297	28.531	26.234	27.372	28.595	34.511	29.309	29.294	28.384	35.362	27.886	33.173	30.811	27.852	30.145
PT	9.497	8.051	9.147	8.408	10.054	9.108	9.591	9.479	7.879	8.774	7.784	7.627	7.611	6.540	6.872	7.739	7.958	7.112	8.376	8.462
RO	18.300	17.300	23.000	36.500	31.200	31.900	36.500	30.800	37.100	19.900	11.900	39.000	7.900	12.300	12.800	18.500	19.100	17.500	-	-
SE	10.656	10.301	11.526	9.980	12.299	10.903	10.060	12.879	12.110	12.813	13.390	10.481	12.200	10.850	11.852	10.494	11.972	10.045	10.084	10.991
SI	2.961	2.767	3.126	2.907	3.305	2.773	2.526	2.889	2.948	3.429	3.982	4.294	2.631	2.528	2.878	3.018	2.922	2.650	2.642	2.739
SK	1.915	1.820	2.088	1.560	1.930	1.742	1.567	1.751	1.865	1.881	1.793	1.504	2.066	1.888	2.042	1.760	2.051	1.864	1.784	1.911
UK	77.717	63.962	64.939	74.269	67.502	64.673	78.804	59.433	69.242	87.869	75.440	63.431	83.912	71.463	70.035	82.562	67.176	69.111	83.698	58.090
EU27	679.888	628.356	740.665	649.668	695.990	659.984	634.728	694.701	690.358	749.496	736.836	690.709	704.240	632.887	703.337	653.464	680.666	645.750	644.494	610.416

Total pigs slaughterings (1000 tons)

	2006m01	2006m02	2006m03	2006m04	2006m05	2006m06	2006m07	2006m08	2006m09	2006m10	2006m11	2006m12	2007m01	2007m02	2007m03	2007m04	2007m05	2007m06	2007m07	2007m08
AT	41.841	38.671	47.230	38.365	43.395	41.887	39.484	40.812	40.466	45.618	44.846	42.665	46.861	40.836	45.290	43.773	45.011	41.114	43.037	43.315
BE	85.212	77.525	86.826	79.189	93.814	91.554	73.749	81.577	85.651	80.868	86.510	83.742	95.909	82.545	92.964	88.327	89.373	86.921	82.278	90.387
BG	5.597	4.673	5.141	4.847	5.019	4.709	4.631	4.622	4.643	4.131	6.606	20.390	2.979	3.106	3.664	3.887	3.707	3.457	3.313	3.335
CY	4.447	4.551	3.495	3.482	4.770	4.366	4.500	4.556	4.585	4.903	4.251	4.607	4.344	3.609	4.117	4.115	5.168	4.696	5.075	4.964
CZ	27.565	27.632	33.057	28.837	32.153	29.887	27.133	30.127	28.242	31.143	31.221	31.508	29.242	28.881	32.705	30.306	29.911	27.984	27.491	29.105
DE	383.411	358.054	410.369	355.025	401.274	377.437	362.858	377.170	397.950	419.025	419.980	399.668	430.428	381.595	432.247	398.075	402.674	396.529	396.655	416.119
DK	160.997	137.820	162.857	124.761	138.420	149.848	134.808	146.048	141.026	150.042	155.301	146.647	168.217	138.910	163.042	122.065	142.697	157.119	143.906	157.293
EE	3.122	2.707	3.240	2.827	3.076	2.904	2.553	2.785	2.696	3.101	2.982	3.085	3.111	2.614	2.918	2.566	2.297	3.239	3.092	3.013
ES	300.229	256.007	288.260	236.710	287.097	267.616	239.910	251.583	243.803	274.643	292.136	311.030	339.644	279.105	275.235	261.263	305.646	283.892	282.476	-
FI	17.302	16.642	19.240	15.623	17.624	16.412	17.787	18.329	16.737	17.703	18.470	15.633	19.407	16.402	18.435	16.757	18.469	16.951	17.910	18.163
FR	207.782	179.291	202.059	175.571	192.434	181.178	172.709	191.437	183.846	196.544	195.146	184.792	214.507	186.987	193.339	184.674	183.294	178.104	186.312	184.396
GR	11.477	10.068	9.071	8.840	8.698	8.813	9.056	9.668	8.513	8.919	10.307	19.113	11.505	9.878	8.555	8.805	8.435	8.855	9.024	9.278
HU	41.398	38.807	45.187	35.670	40.621	36.353	32.441	37.155	39.963	43.957	45.111	52.464	49.995	44.155	48.564	38.667	41.653	34.962	34.460	37.951
IE	18.300	16.200	17.200	16.500	18.500	17.500	17.200	18.300	17.500	17.400	18.800	15.600	18.700	17.900	18.200	16.800	18.300	16.100	16.800	17.100
IT	136.576	126.686	127.668	117.259	135.451	124.236	117.108	120.667	129.367	139.448	145.085	136.508	142.792	127.993	133.771	123.986	145.542	123.626	125.685	124.337
LT	8.402	8.696	8.642	8.843	8.804	8.438	8.552	8.196	8.092	8.394	10.476	10.682	8.081	7.906	8.479	8.503	8.305	8.058	7.995	8.204
LU	0.855	0.769	0.838	0.765	0.929	0.906	0.792	0.755	0.816	0.845	0.727	0.736	0.836	0.646	0.826	0.837	0.848	0.815	0.833	0.846
LV	3.005	2.731	2.981	2.927	2.900	3.095	2.749	2.746	2.760	3.464	4.005	4.449	3.046	2.982	3.148	3.227	3.118	3.056	2.822	2.856
MT	0.652	0.662	0.754	0.648	0.729	0.579	0.522	0.723	0.648	0.704	0.830	0.765	0.540	0.543	0.580	0.547	0.791	0.618	0.687	0.739
NL	111.390	96.279	115.707	100.532	129.574	105.261	89.543	97.349	102.107	111.200	110.969	94.984	112.554	110.119	109.681	93.753	103.498	99.099	100.215	108.444
PL	166.060	163.007	188.295	167.627	171.460	175.292	175.431	170.271	173.000	167.265	160.080	182.175	176.162	187.584	172.620	133.308	188.868	154.266	173.394	-
PT	29.045																			



EU-27 Répartition du cheptel bovin (1000 tonnes)



NOTE

Données Eurostat accessibles par ce lien :

[Site Web EUROSTAT/Page d'accueil/Agriculture et pêche/Données](http://ec.europa.eu/eurostat/page.do?code=agriculture)

Si vous souhaitez recevoir un rapport complet des statistiques d'abattage, merci d'envoyer votre demande à l'adresse suivante : Estat-Animal-Products@ec.europa.eu

POUR EN SAVOIR PLUS

European Statistical Data Support

Vous trouverez sur le site internet d'Eurostat des informations sur ce réseau de centres d'appui : <http://ec.europa.eu/eurostat> → Services : Aide/Centre d'appui