

Eurostat website — Free and easy access to European statistics

ec.europa.eu/eurostat



© iStock

COMPACT
GUIDES

eurostat 

The Eurostat website — Your free access to European statistics

Eurostat provides free access to its data. It publishes harmonised statistics on the European Union (EU) and the euro area and offers a comparable, reliable and objective portrayal of social and economic trends. Eurostat collects data from national statistical authorities according to EU-wide methodologies. Data are, therefore, genuinely comparable.

How to access Eurostat's data?

The homepage: ec.europa.eu/eurostat shows at a glance the wide range of information provided: from the latest news releases to themes currently in the spotlight.

The screenshot displays the Eurostat website homepage with the following elements:

- Header:** Eurostat logo, tagline "Your key to European statistics", and navigation links (News, Data, Publications, About Eurostat, Help).
- Search:** A search bar with a magnifying glass icon.
- Latest News Releases:** A featured article titled "Seasonally adjusted government deficit up to 2.3% of GDP in the euro area" with a date of 23/04/2016. The text states: "In the fourth quarter of 2015, the seasonally adjusted general government deficit to GDP ratio stood at 2.3% in the euro area (EA19), an increase compared with 1.8% in the third quarter of 2015. In the EU28, the deficit to GDP ratio stood at 2.4%, an increase compared with 2.2% in the previous... more".
- Data Section:** Includes "Most popular tables", "Complete database", and "Apps & Tools".
- Key figures:** A table showing four indicators: Employment rate (70.1%), At risk of poverty or social exclusion (24.4%), Government gross debt (85.2%), and GDP (1.7%). Below the table is a line chart titled "Employment rate" showing the percentage of the population aged 20-64 from 2011 to 2016 for the UK, EU, and CY.
- Release calendar:** A section titled "Early GDP estimate on 29 April".
- Looking for information on a specific topic:** A grid of categories including General and regional statistics, Economy and finance, Population and social conditions, Industry, trade and services, Agriculture and fisheries, International trade, Transport, Environment and energy, and Science and technology.
- Statistics Explained - Encyclopedia of EU Statistics:** A list of recent publications with dates, such as "Employment rates and Europe 2020 national targets - Updated" (26/04/2016) and "Intellectual property rights statistics - Updated" (26/04/2016).
- Focus on:** A section highlighting "Euro-indicators/PEEBs", "Macroeconomic Imbalances Procedure (MIP)", "Sustainable Development", "Europe 2020", and "GDP and beyond".
- User Satisfaction Survey:** A prominent orange banner for the "ESS Vision 2020" survey.
- Other Promotions:** "LIVES OF THE ELDERLY IN THE EU" and "GOVERNMENT EXPENDITURE IN THE EU" with associated icons and charts.
- In the Spotlight:** A section for "Infographic: Economic Trends" and an "Interactive map: Transport routes in the EU".

Tables

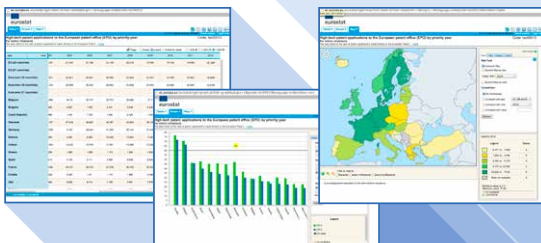
Tables are pre-defined insofar as the user cannot select additional indicators. All the tables on Eurostat's website open using an application called TGM (Tables, Graphs and Maps). Tables are split into two main sections in the Data Navigation tree — Tables by themes and Tables on EU policy.



Tables, Graphs and Maps (TGM)



The TGM interface is a self-contained interface used for viewing, printing and downloading data which runs in a web browser. The interface allows users to define the style of graphs and maps, and to save these using bookmarks.



Database

Data can also be viewed from multi-dimensional databases — using the **Data Explorer**.


This tool allows users to select across all dimensions of a database: geographical dimension, time, measurements, units. There may be a variety of other dimensions depending on the specific data set in question (for example, breakdowns by gender, age, or type of economic activity/sector).

The screenshot displays the Eurostat Data Explorer interface. At the top, the Eurostat logo and 'Your key to European statistics' are visible. The main navigation pane on the left includes sections for 'DATA', 'Web Services', 'Access to microdata', 'GISCQ', and 'Metadata'. The central 'DATA' pane shows a 'Database Navigation Tree' with categories like 'General and regional statistics', 'Economy and finance', 'Demography and migration', and 'Health (hith)'. A magnifying glass icon is overlaid on the 'Health care (hith_care)' section.

The main content area shows the selected dataset: 'Hospital beds by type of care (hith_rs_bds)'. It includes a 'Table Customization' section with filters for 'TIME' (2005-2013) and 'FACILITY' (Health facility). Below this is a data table with columns for years and rows for various European countries and regions.

At the bottom, there is a 'FACILITY' selection table with columns for 'Code' and 'Label'. The table lists various countries and regions, each with a checkbox for selection.

TIME	2005	2006	2007	2008	2009	2010	2011	2012	2013
European Union (28 countries)	2,048,930	2,460,052	2,827,406	2,811,542	2,779,319	2,725,362	2,697,800	2,676,751	2,676,751
Belgium	77,790	75,714,00	75,461	75,410	75,268	75,170	75,138	75,083	75,038
Bulgaria	49,426	47,710	46,740	46,507	46,241	46,034	45,791	45,560	45,330
Czech Republic	32,306	34,268	35,652	36,824	38,033	39,244	40,455	41,666	42,877
Denmark	29,922	28,613	27,139	25,815	24,491	23,167	21,843	20,519	19,195
Germany (excl 2002 former territory of the FRG)	698,322	683,496	677,795	674,420	674,832	674,472	674,112	673,752	673,392
Estonia	9,292	7,476	5,369	3,536	1,764	922	514	306	158
Finland	33,712	33,472	33,421	33,369	33,317	33,265	33,213	33,161	33,109
France	12,511	13,712	14,913	16,114	17,315	18,516	19,717	20,918	22,119
Greece	149,802	146,291	146,845	146,394	146,210	146,026	145,842	145,658	145,474
Spain	435,175	431,110	430,615	430,120	429,625	429,130	428,635	428,140	427,645
France (metropolitan)	24,352	24,242	24,132	24,022	23,912	23,802	23,692	23,582	23,472
Italy	238,386	233,813	228,240	224,667	221,094	217,521	213,948	210,375	206,802
Lithuania	2,022	2,077	2,132	2,187	2,242	2,297	2,352	2,407	2,462
Latvia	31,223	30,927	30,631	30,335	30,039	29,743	29,447	29,151	28,855
Portugal	23,233	23,188	23,143	23,098	23,053	23,008	22,963	22,918	22,873
Romania	2,721	2,721	2,721	2,721	2,721	2,721	2,721	2,721	2,721
Slovakia	72,200	72,200	72,200	72,200	72,200	72,200	72,200	72,200	72,200
Slovenia	3,132	3,132	3,132	3,132	3,132	3,132	3,132	3,132	3,132
Sweden	77,680	77,270	76,860	76,450	76,040	75,630	75,220	74,810	74,400
Switzerland	64,307	64,011	63,715	63,419	63,123	62,827	62,531	62,235	61,939
Turkey	244,877	243,297	241,717	240,137	238,557	236,977	235,397	233,817	232,237
United Kingdom	36,220	36,027	35,834	35,641	35,448	35,255	35,062	34,869	34,676
Poland	193,889	191,227	188,565	185,903	183,241	180,579	177,917	175,255	172,593
Austria	8,414	8,386	8,358	8,330	8,302	8,274	8,246	8,218	8,190



Visualisation tools and mobile apps

Eurostat offers a growing variety of visualisation tools and mobile apps that you can explore by connecting to the page: ec.europa.eu/eurostat/help/first-visit/tools

Publications

Electronic versions (PDFs) of publications are free of charge and can be downloaded from the website:

ec.europa.eu/eurostat/publications

Alternatively, search for publications according to statistical themes and the topic of interest: each subject has its own dedicated section on Eurostat's website, most of which have links to relevant publications in the left-hand menu.

Paper copies of the most popular publications (not all are printed) can be ordered through the EU Bookshop:

bookshop.europa.eu




Statistics Explained

A collection of constantly updated articles which together make up an encyclopedia of European statistics, completed by a statistical glossary clarifying all terms used and by numerous links to further information — a portal for occasional and regular users.

ec.europa.eu/eurostat/statistics-explained




Sign in | Register

Legal notice | RSS | Cookies | Links | Contact | English

Type a keyword, a code, a site...

European Commission > Eurostat > Data > Browse statistics by theme

News | Data | Publications | About Eurostat | Help










DATA

- Database
 - Information
 - BROWSE STATISTICS BY THEME >
 - Statistics A - Z
 - Population Census 2011
 - Bulk download
 - Web Services
 - SDMX Web Services
 - Json and Unicode Web Services
 - Access to microdata
 - GISCO: Geographical Information and maps
 - Metadata
 - Euro-SDMX Metadata Structure (ESMS)
 - Classifications
 - Legislation and methodology
 - Concepts and definitions
 - Glossaries and thesauri
 - National methodologies
 - Standard code lists
 - Statistical Data and Metadata eXchange (SDMX)
 - Data validation

EU POLICY INDICATORS

- Europe 2020 Indicators
- Euro Indicators / PFI's
- Sustainable Development Indicators
- Employment and social inclusion indicators
- Economic Globalisation Indicators
- Macroeconomic Imbalances Procedure (MIP)

STATISTICS BY THEME

- 
General and regional statistics
 - Sub-national statistics:
 - > Regions
 - > Cities (Urban Audit)
 - > Metropolitan regions
 - > Degree of urbanisation
 - > Rural development
 - > Maritime policy indicators
 - > Cohesion policy indicators
 - > Land cover/use statistics (LUCAS)
 - International cooperation:
 - > Enlargement countries
 - > European Neighbourhood Policy countries
 - > International statistical cooperation
- 
Economy and finance
 - > National accounts (including GDP)
 - > ESA Input-Output tables
 - > European sector accounts
 - > Government finance
 - > Exchange rates
 - > Interest rates
 - > Harmonised indices of Consumer Prices (HICP)
 - > Purchasing Power Parities (PPPs)
 - > Balance of payments
- 
Population and social conditions
 - > Population (Demography, Migration and Projections)
 - > Population and Housing Census
 - > Asylum and managed migration
 - > Health
 - > Education and training
 - > Labour market (including Labour Force Survey (LFS))
 - > Income, social inclusion and living conditions
 - > Social protection
 - > Household Budget Surveys
 - > Youth
 - > Culture
 - > Sport
 - > Crime and criminal justice
 - > Quality of life indicators
 - > Migrant integration
 - > Equality (age and gender)
- 
Industry, trade and services
 - > Structural business statistics
 - > Short-term business statistics
 - > Tourism
 - > Manufactured goods (Prodcorn)
 - > Information society
 - > Postal services
- 
Agriculture and fisheries
 - > Agriculture
 - > Forestry
 - > Fisheries
 - > Agri-Environmental indicators
- 
International trade
 - > International trade
- 
Transport
 - > Transport
- 
Environment and energy
 - > Environment
 - > Energy
- 
Science and technology
 - > Science, technology and innovation

News | Data | Publications | About us | Opportunities

News releases | Database | Statistics Explained | Overview | Calls for tenders | Release calendar | Statistics by theme | Recent publications | How to find us | Grants

European Commission | eurostat

Statistics by theme

Information online is updated daily. Data are subdivided into nine themes and a set of EU policy indicators.



User support

Eurostat and the other members of the European Statistical System have set up a system of multi-lingual user support, which can be reached via the 'Help' tab on Eurostat's home page:

ec.europa.eu/eurostat/help/support

The screenshot shows the Eurostat website's 'User Support' section. The main heading is 'EUROSTAT MULTILINGUAL USER SUPPORT'. Below this, it states: 'We offer a Multilingual User Support for European statistics that allows you to submit questions in the language of your choice. To send a request please choose an appropriate User Support centre from the list below and use the subsequent registration form.'

français Nederlands Deutsch	italiano	português	hrvatski
հայերէս	ქართული	română	საქართველო
čeština	latviešu valoda	slovenski jezik	türkçe
dansk	lietuvių kalba	slovenský jazyk	Shqip
Deutsch	français Deutsch	suomi (*)	bosanski hrvatski srpski
eesti keel	magyar	svenska	shqip srpski
English	Malti (*) English	English	Crnogorski
ქართული	Nederlands	Islenska	Српски (ћирилица) srpski (latinica)
español	Deutsch	norsk	Central support
français	polski	Deutsch français italiano	

Requests will be answered in the language of your choice.

Telephone help

Media and institutional support

The Eurostat Press Office is especially dedicated to journalists, publishing news releases on a range of data covering the EU, the euro area, the Member States and their partners.

To obtain press releases on the day of publication and the release calendar:

Tel: (+352) 4301 33444

eurostat-pressoffice@ec.europa.eu

To request data or ask questions on Eurostat statistics:

Tel: (+352) 4301 33408

eurostat-mediasupport@ec.europa.eu



You can follow Eurostat on twitter:

twitter.com/EU_Eurostat



Publications Office