

ISSN 1725-5961

**eurostat**  
Mini-guide

## **Eurostat publications and databases**



**2007-2008 edition**



EUROPEAN COMMISSION



**Eurostat publications  
and databases**

**2007-2008 edition**



EUROPEAN COMMISSION

*Europe Direct is a service to help you find answers  
to your questions about the European Union*

Freephone number (\*):

**00 800 6 7 8 9 10 11**

(\*) Certain mobile telephone operators do not allow access  
to 00 800 numbers or these calls may be billed.

More information on the European Union is available on the Internet (<http://europa.eu>).

Luxembourg: Office for Official Publications of the European Communities, 2007

ISBN 92-79-02952-5

ISSN 1725-5961

Cat. No. KS-76-06-324-EN-N

(Printed publication KS-76-06-324-EN-C)

© Photos: European Commission's Audiovisual Service

© European Communities, 2007

# Mini-guide

Eurostat, the Statistical Office of the European Communities, is committed to providing you with a high-quality statistical information service. To facilitate the research task of our users, we have compiled this mini-guide which presents an overview of Eurostat's activities, publications and databases.

Hard copies of the existing publications can be purchased through the Publications Office dissemination network, while free access to all interested parties will be given via Eurostat's Internet site. Our website offers not only the option of consulting and downloading all the electronically available publications in PDF format, but also that of consulting the existing databases directly and free of charge. Predefined tables in HTML format (which already cover the majority of general statistical requests) are available, as well as very detailed tables to meet the needs of specialists.

From spring 2007, the display of the predefined tables on the website will be enhanced with cutting-edge functionalities. With the new, easy-to-use interface, you will be able to view the data in various graphical representations and by means of coloured maps, customise the graphs and maps to your needs and also store them for future reference.

An alert service informing you of the release of new publications is also at your disposal.

Eurostat's main publications and databases are broken down by theme. This mini-guide presents the current selection of our products and databases.

For a complete overview and daily update, please consult our Internet site (<http://ec.europa.eu/eurostat>).

To receive regular information on Eurostat products, simply request a free subscription to the information booklet 'Statistical references' or subscribe to the electronic 'Monthly news'.

Thank you for your interest in Eurostat's activities.




**Pedro Diaz Muñoz**  
**Director of statistical methods and tools; dissemination**

# Contents

|  |    |
|--|----|
| Introduction to Eurostat and its statistical information.....                  | 6  |
| <i>Eurostat databases and products</i>   |    |
| <i>How to access Eurostat's statistical information</i>                        |    |
| <b>SELECTION OF EUROSTAT PRODUCTS:<br/>PUBLICATIONS, CD-ROMS AND DATABASES</b> |    |
| 1. General and regional statistics.....  | 11 |
| <i>Structural indicators</i>   |    |
| <i>Euro-indicators</i>   |    |
| <i>Regions</i>   |    |
| <i>Non-EU countries</i>  |    |
| <i>Urban audit</i>   |    |
| 2. Economy and finance.....  | 23 |
| <i>National accounts</i>   |    |
| <i>Prices</i>  |    |
| <i>Exchange rates and interest rates</i>                                       |    |
| <i>Balance of payments</i>   |    |
| <i>Public finance</i>  |    |
| <i>Monetary and financial statistics</i>                                       |    |
| 3. Population and social conditions.....                                       | 34 |
| <i>Population</i>  |    |
| <i>Health</i>  |    |
| <i>Education and training</i>  |    |
| <i>Labour market</i>   |    |
| <i>Living conditions and welfare</i>   |    |
| <i>Information society statistics</i>  |    |
| <i>Tourism</i>   |    |
| 4. Industry, trade and services.....   | 56 |
| <i>Business structures</i>   |    |
| <i>Industry and construction</i>   |    |
| <i>Distributive trade</i>  |    |
| <i>Services</i>  |    |
| <i>Financial services</i>  |    |

|                                    |    |
|------------------------------------|----|
| 5. Agriculture and fisheries ..... | 66 |
| <i>Agriculture</i>                 |    |
| <i>Forestry</i>                    |    |
| <i>Fisheries</i>                   |    |
| <i>Food</i>                        |    |
| 6. External trade .....            | 73 |
| 7. Transport .....                 | 79 |
| 8. Environment and energy .....    | 83 |
| <i>Environment</i>                 |    |
| <i>Energy</i>                      |    |
| 9. Science and technology .....    | 90 |
| <i>Research and development</i>    |    |
| <i>Patents</i>                     |    |
| Order form .....                   | 97 |

## Key to the Eurostat mini-guide

|   |        |
|---|--------|
|  | Graphs |
|  | Tables |
|  | Maps   |

Each publication is either published in a multilingual version or available in one or more language versions. When ordering publications offering a choice of language, please insert the abbreviation of the language version you wish to receive instead of the 'EN' indication given in the catalogue number of this edition (DE or FR).

# Introduction to Eurostat and its statistical information



## WHAT IS EUROSTAT?

Eurostat is the Statistical Office of the European Communities. It publishes official harmonised statistics on the European Union and the euro area and offers a comparable, reliable and objective portrayal of a changing Europe. A vast range of data broken down by region and country of the enlarged European Union and by candidate country is available to you.

## WHAT DOES EUROSTAT DO?

To produce these statistics, Eurostat collects data from the national statistical institutes and harmonises them according to a single methodology. The data thus obtained are genuinely comparable for the European Union as a whole.

## WHO USES EUROSTAT'S STATISTICS?

Decision-makers in the fields of politics, higher education and economics use Eurostat services and products to obtain the information that is vital for their activities. Eurostat also enables the general public and the media to obtain an objective view of developments in European society.



# Eurostat databases and products

## DATABASES

**With over 300 million statistical data, Eurostat is a mine of statistical information unique in the world and covers all areas of European society. From October 2004, the data has been directly available from Eurostat's Internet site.**

According to the needs of the users, there are two ways to access the data: a general user can find the data he is looking for via access through the 'Key indicators' entry, while a specialist can find more sophisticated data via the entry to detailed databases.

## KEY INDICATORS

Key indicators are predefined tables in HTML format. They include:

### *Short-term indicators*

Some 300 tables showing the short-term economic data available for the euro area and the EU, as well as for Member States. They show the 'euro indicators' and cover the following topics:

- balance of payments;
- business surveys;
- consumer prices;
- external trade;
- industry, commerce and services;
- labour market;
- monetary and financial indicators;
- national accounts.

A release calendar is also available.

### *Long-term indicators*

Some 600 tables on many areas of life, work, the economy and the environment in the EU can easily be accessed.

### *Sustainable development indicators*

The data offered in this following special topic present information on economic development, poverty and social exclusion, ageing society, public health, climate change and energy, production and consumption patterns, management of natural resources, transport, good governance and global partnership.

### *Structural indicators*

Some 100 tables extracted from the Commission's synthesis report. The indicators cover the domains of employment, innovation and research, economic reform, social cohesion and the environment.

## DATABASES AND METADATA

The macroeconomic and social databases were created for all those who require high-quality statistical information as an aid to decision-making. More than 300 million data are available. They are subdivided into several domains, each covering a specific sector. Links to the methodology applied following the 'special data dissemination standards (SDDS)' provide full information to specialised users.

The data are available in multi-dimensional tables.

The dimensions of the table specify

- countries;
- units;
- variables;
- periodicity, etc.

The data are organised into the nine areas covered by Eurostat (see contents list).

### *Examples:*

**Data on external trade** of the European Union and on trade between the Member States are based on the combined nomenclature and cover some 11 000 products traded each year with some 250 partner countries.

**Regional data** cover the main aspects of economic and social life for the regions and provinces of the European Community (NUTS classification levels 2 and 3) and relate to, among other things, population, economic accounts and employment.

## PUBLICATIONS

**The following products are presented according to the level of information they provide.**

## NEWS RELEASES

The 'News releases' provide recent information on the euro indicators and on social, demographic, regional, agricultural or environmental topics.

They can be obtained by direct access in PDF format on the Internet or via a subscription to our alert service.

## OVERVIEW PUBLICATIONS

### ■ Statistical books

Overview publications replacing former 'Panoramas' and 'Detailed tables'.

### ■ Statistics in focus

This collection, published regularly by Eurostat, provides updated summaries of the main results of surveys, studies and statistical analyses. It is published for all the themes and comprises 4–12 pages per issue. About 200 issues of 'Statistics in focus' are published per year. They are available free of charge in PDF format from the website. They can also be obtained in paper format by means of a subscription, for which a fee is charged.

### ■ Pocketbooks

'Pocketbooks' are free-of-charge publications with the objective of giving users a set of basic figures on a specific topic. Pocketbooks aim at a large distribution, but should also motivate the user to look for additional information either from more sophisticated publications or from the website.

## SPECIALISED PUBLICATIONS

### ■ Data in focus

'Data in focus' are similar to 'Statistics in focus' in layout and production process, but they contain mainly data and little text and are produced for expert readers who are just interested in the newest data.

### ■ Methodologies and working papers

Methodologies and working papers are technical publications in A4 format, essentially for use by a small number of statistical experts. They include former working papers and studies publications, and methods and nomenclatures publications.



Select the content and type of information in which you are interested and choose the type of access which suits you best.

# How to access Eurostat's statistical information

There are two ways of doing this:

- direct access via the Internet;
- access to hard copy products via the Publications Office's sales network.

## DIRECT ACCESS

via the Internet site: <http://www.ec.europa.eu/eurostat>

Consultation, seven days a week and 24 hours a day, of Eurostat's statistical information and data. This type of consultation is referred to as 'direct' because no intermediary is involved. All you need is a computer and Internet access.

Information published on the Eurostat site is available in English, French and German and can be downloaded free of charge.

### European statistical data support

Eurostat established with the members of the European statistical system a network of support centres, which exist in nearly all Member States as well as in some EFTA countries. Their mission is to provide help and guidance to Internet users of European statistical data.

The complete details concerning this user support network can be found on our Internet site.

## ACCESS TO HARD COPY PRODUCTS

The Office for Official Publications of the European Communities operates an extensive network of sales offices throughout Europe and beyond, from which you can purchase all Eurostat publications in paper and CD-ROM format.

Order processes see: <http://bookshop.europa.eu>

**All prices indicated are exclusive of VAT and shipping charges.**

## GENERAL AND REGIONAL STATISTICS

### ★ Europe in figures — Eurostat yearbook 2006–07 (with CD-ROM)



*Languages available:* DE, EN, FR  
*Format:* paper with CD-ROM, 370 pages  
 ISBN 92-79-02489-2  
 ISSN 1681-4789  
 Cat. No: KS-CD-06-001-EN-C  
*Format:* PDF; also available by chapters  
 Price (excluding VAT): 30 €

*Europe in figures — Eurostat yearbook 2006–07* — presents a comprehensive selection of statistical data on the European Union, its Member States and candidate countries. Most data cover the period 1995–2005 and some data include other countries such as the USA and Japan. With almost 400 statistical tables, graphs and maps, the yearbook treats areas such as population, education, health, living conditions and welfare, the labour market, the economy, international trade, industry and services, science and technology, the environment, agriculture, forestry and fisheries, and European regions. This edition's spotlight chapter deals with energy statistics. The paper version includes a CD-ROM with the electronic version of the yearbook in PDF, all tables and graphs in Excel format, as well as further information. The yearbook may be viewed as an introduction to European statistics and provides guidance to the vast range of data freely available from the Eurostat website at <http://ec.europa.eu/eurostat>.

### ★ Measuring progress towards a more sustainable Europe — Sustainable development indicators for the European Union — Data 1990–2005



*Languages available:* DE, EN, FR  
*Format:* paper  
 ISBN 92-894-9768-8  
*Format:* PDF  
 Cat. No: KS-68-05-551-EN-C  
 Price (excluding VAT): € 30

This publication, aimed at the general public as well as decision-makers, provides a first progress report on the implementation of the sustainable development strategy, launched by the European Council in Gothenburg in 2001. It focuses on quantitative trends, restricting the analysis to the set of sustainable development indicators (SDI) adopt-

ed by the European Commission in February 2005, and provides a useful complement to the Commission's communication on the review of the sustainable development strategy. Trends are assessed against policy objectives to inform the readers about the achievements, trade-offs, and failures in achieving the commonly agreed objectives. The data presented cover the period 1990–2005 (or the latest year available). The emphasis is on the visualisation of trends the actual data can be downloaded from the Eurostat SDI webpage (special topic 'Sustainable development' on Eurostat's website). The wide range of themes covered illustrates both the practical implications of sustainable development for EU citizens, and the complexity of issues involved. This report should contribute to raising awareness of the opportunities and challenges lying ahead.

★ **EU integration seen through statistics —  
Key facts of 18 policy areas**



*Language available: EN only*

*Format: PDF*

*ISBN 92-79-00453-0*

*ISSN 1725-2784*

*Cat. No: KS-71-05-691-EN-N*

This publication presents key statistical facts on 18 major European policy areas. The statistics show the progress the European Union has made but also the issues that remain. Subjects such as world trade, government debt, migration, environment, information society and dependency on energy imports are treated. The publication provides an overview on similarities and differences between the economies and societies of the EU. The statistical information is generally given both for the total of the European Union (EU-25 or EU-15) and for its Member States. When available, statistics are also provided for EU candidate countries, Japan, the United States and other countries.



## ★ Statistical portrait of the European Union 2007: 50 years of the Treaty of Rome establishing the European Economic Community



Language available: EN only  
 Format: paper  
 ISBN 92-79-02770-0  
 Cat. No: KS-76-06-276-EN-C  
 Format: PDF  
 Size: 2 000 Kb

This brochure is the third edition of a series of publications that are distributed at the end of each year. It celebrates the 50th anniversary of the signing of the Treaty of Rome establishing the European Economic Community (EEC), which occurs on 25 March 2007. This publication presents a collection of statistical indicators relating to the different areas covered by the preamble to the Treaty, tracing the evolution of the European Community over the last five decades. Each of the eight points covered by the preamble to the Treaty is covered in this publication with a short summary of policy developments and a description of the accompanying statistics. In addition, three other sections have been added to the publication, in relation to the European Coal and Steel Community (ECSC), Euratom and Amsterdam Treaties, with information on coal and steel, energy, and education and lifelong learning opportunities.

## ★ Key figures on Europe — Statistical pocketbook 2006 — Data 1995–2005



Language available: EN only  
 Format: paper, 209 pages  
 ISBN 92-79-01849-3  
 Cat. No: KS-EI-06-001-EN-C  
 Format: PDF  
 Size: 2 864 Kb

This publication has the objective of providing users with a balanced set of statistical data about the economic and social development of the European Union. It covers mainly data from 1995 to 2005. The presentation largely follows the statistical themes of Eurostat's dissemination database. Data are generally provided for the European Union, the euro area and the EU Member States. When available and appropriate, data are added for candidate countries, EEA/EFTA countries, Japan and the United States.

## ★ Eurostatistics — Data for short-term economic analysis — Monthly



Language available: EN only

Format: paper

ISSN 1725-811

Cat. No: KS-BJ-07-001-EN-C

Subscription code: VHI000

Price per copy (excluding VAT): € 20

Annual subscription price (excluding VAT): € 180

Format PDF

Size: 6 534 Kb

*Eurostatistics — Data for short-term economic analysis* shows the evolution of the economic activity in the European Union, euro area and Member States. This monthly review gives a synthetic picture of the macroeconomic situation in the recent past. It contains monthly and quarterly macroeconomic data presented following an economic classification of the indicators such as output, demand, income, prices, labour market, external transactions, monetary and financial markets.

## ★ Monograph of official statistics — Work Session on Statistical Data Confidentiality (Geneva, 9–11 November 2005)



Language available: EN only

Format: paper

ISBN 92-79-01108-1

Cat. No: KS-73-05-623-EN-C

Format: PDF

Size: 5 966 Kb

This publication contains the proceedings of the work session, jointly organised by Eurostat and UN Economic Commission for Europe, on statistical data confidentiality held in Geneva, 9–11 November 2005. Different aspects of statistical confidentiality are covered, namely: web/online remote access, statistical disclosure risks, disclosure control methods and software, access to microdata and general statistical confidentiality issues. Papers submitted for the work session constitute a very important contribution to the development of applied procedures in the domain of statistical confidentiality.



★ **Medstat — Euro-Mediterranean statistics**



*Languages available: EN, FR and Arabic*

*Format: paper*

*ISBN 92-79-00327-5*

*ISSN 1561-4034*

*Cat. No: KS-DI-05-001-EN-C*

*Format: PDF*

*Size: 2 072 Kb*

This is a presentation of the main socio-economic indicators for Mediterranean countries. It is the latest update of general interest data in the framework of actions to launch the Medstat programme on the occasion of the 10th anniversary of the Barcelona Declaration.

★ **Software to perform temporal disaggregation of economic time series**



*Language available: EN only*

*Format: PDF*

*Cat. No: KS-DT-05-004-EN-N*

*Size: 3 180 Kb*

Paper presented at the OECD/Eurostat Workshop on Frontiers in Benchmarking Techniques and their Application to Official Statistics.

★ **Constructing internationally comparable real income aggregates by combining Sparse benchmark data with annual national accounts data: a state-space approach**



*Language available: EN only*


*Format: PDF*

*Cat. No: KS-DT-05-005-EN-N*

*Size: 1 160 Kb*

Paper presented at the OECD/Eurostat Workshop on Frontiers in Benchmarking Techniques and their Application to Official Statistics.

## ★ **Pocketbook on candidate countries and western Balkan countries — 2006**



*Language available: EN only*  
*Format: paper, 142 pages*  
*ISBN 92-79-00338-0*  
*Cat. No: KS-70-05-899-EN-C*  
*Format: PDF*  
*Size: 3 628 Kb*

This extensive *Pocketbook on candidate countries and western Balkan countries* should serve as a working tool for all interested in the enlargement process and cooperation with western Balkan countries. Covering the years 1995–2004, the pocketbook contains tables and graphs on demography, education, social conditions and labour force, national accounts and finance, agriculture, energy, industry, construction and services, transport, communications and information society, as well as external trade, research and development and environment. A short commentary on the data and methodological notes are also included. The pocketbook contains most of the structural indicators that were adopted by the European Council to monitor the Lisbon competitiveness strategy.

## ★ **Regions — Statistical yearbook 2006**



*Languages available: DE, EN, FR*  
*Format: paper with CD-ROM*  
*ISBN 92-79-01799-3*  
*ISSN 1681-9306*  
*Cat. No: KS-AF-06-001-EN-C*  
*Format: PDF*  
*Size: 29 000 Kb*  
*Price (excluding VAT): € 30*

The 2006 edition of this publication covers the more than 250 regions of the EU Member States. The regions are defined according to level 2 of the nomenclature of territorial units for statistics (NUTS 2003). The publication contains chapters on population, GDP, household accounts, labour market, labour productivity, urban statistics, science, technology and innovation, structural business statistics, health, transport and agriculture. New in the 2006 version is the chapter on labour productivity. The regional diversity of Europe is shown in the form of maps and graphs, commented by texts. A CD-ROM contains

the data series used to draw the maps, the PDF versions of each of the three language editions of the yearbook and documentation on the NUTS 2003 nomenclature.


### ★ **Regions — Nomenclature of territorial units for statistics — NUTS — 2003/EU-25**



*Languages available: trilingual edition DE/EN//FR*  
*Format: PDF (4 files)*  
*ISBN 92-894-8031-9*  
*Cat. No: KS-BD-04-005-3A-N*  
*Size: 3 128 Kb + 3 723 Kb + 3 233 Kb + 3 405 Kb*  
*Edition: 2004*

This document presents the current NUTS nomenclature, which subdivides the territory of the European Union after the enlargement into 89 regions at NUTS level 1, 254 at NUTS level 2 and 1 214 at NUTS level 3. NUTS is the official division of the EU for regional statistics. The regional breakdown can be visualised on maps, country by country.

### ★ **Urban audit methodological handbook**



*Language available: EN only*  
*Format: PDF*  
*ISBN 92-894-7079-8*  
*Cat. No: KS-BD-04-002-EN-N*  
*Size: 1 600 Kb, 88 pages*  
*Edition: 2004*

The *Urban audit methodological handbook* provides both the information required by the data suppliers to achieve coherence and comparability of the urban audit data on the one hand, and helps users understand the methods that have been applied in data compilation, and assess the relevance of the data for their own purposes on the other. The handbook contains descriptions of the relevant aspects of the urban audit project, that is, the method for selection of spatial units for the three spatial levels (administrative city, larger urban zone and sub-city district) per country, the list of participating towns/cities, the glossary of variables and indicators (definitions and references) and basic information on the estimation methods applied.

## ★ European regional and urban statistics — Reference guide — 2006 edition



*Languages available: DE, EN, FR*  
*Format: PDF*  
*Cat. No: KS-BD-06-001-EN-N*  
*Size: 1 456 Kb*

The reference guide is designed to serve as a vade-mecum, explaining the background of European regional and urban statistics, including its regional classification NUTS. The structure of the data stored in the public database is comprehensively described.

## ★ Statistical requirements compendium — 2006 edition



*Language available: EN only*  
*Format: PDF*  
*Cat. No: KS-BD-06-002-EN-N*  
*Size: 1 261 Kb*

This annual publication serves as a reference document for the *acquis communautaire* in statistics. The new compendium intends, as did its predecessors, to indicate the reference information for the European statistical production. The structure follows the Community statistical programme in its current version (2003–07), which is sub-divided by chapters, sub-chapters, themes and modules. Each module includes description of statistical subjects, key priorities for 2006, legal basis, data requirements, methodology and international cooperation issues.

## ★ Stat-Lex — 1998–2002 legislation



*Languages available: DA, DE, EL, EN, ES, FI, FR, IT, NL, PT, SV*  
*Format: CD-ROM*  
*ISBN 92-894-4731-1*  
*Cat. No: KS-CW-02-001-1F-Z*  
*Price (excluding VAT): € 100*  
*Edition: 2003*

The CD-ROM *Stat-Lex 1998–2002 legislation* aims to give an overview of the texts (in 11 languages) of all Community legislation relating to statistics for the years 1998–2002. This represents about 35 legislative acts per year. This publication is intended to be a practi-

cal and handy tool for all actors involved in the field of statistics at European level: national statistical offices, other public bodies producing official statistics, organisations and businesses complying with responding obligations in the field of statistics but also users of Community statistics both in the public and private sectors and finally European citizens themselves. It may also serve as an aid to the accession process by acquainting candidate countries with the *acquis communautaire* in statistics. A CD-ROM 'historique', which contains all Community legislation relating to statistics until 1997, was also published a few years ago and is still available.

### ★ Stat-Lex — Legislation up to 1997



*Languages available: DA, DE, EL, EN, ES, FI, FR, IT, NL, PT, SV*

*Format: CD-ROM*

*ISBN 92-828-6536-3*

*Cat. No: CA-25-99-916-1F-Z*

*Price (excluding VAT): € 100*

*Edition: 2001*

This CD-ROM contains the secondary legislation on statistics from the early days of the Statistical Office of the European Communities until 1997. All acts are reproduced in the 11 official languages of the European Union. System requirements: MS-Windows — Pentium, Win 9.x /Win NT/2000; Macintosh — PowerPC, MacOS 8.x.

#### STATISTICS IN FOCUS

*(selection of issues published up to the end of October 2006)*

*(for the daily update, please consult our website)*

- **The impact of other transport equipment on the new orders index — Issue No 25/2006**

A special aggregate covering manufacturing industries working on new orders excluding the manufacture of other transport equipment (NACE division 35) was introduced by Eurostat at the start of 2006. This aggregate was created as a result of observing considerable fluctuations in the index of new orders for other transport equipment. This publication shows the latest developments of the total manufacturing working on orders and of this special aggregate.

*Product code: KS-NP-06-025*

*PDF file: 120 Kb — Issue date: 27.10.2006*

- **Social protection in the European Union — Issue No 14/2006**

This *Statistics in Focus* describes and analyses the expenditure and the receipts of social protection in different European countries. In 2003, social protection expenditure accounted for 28 % of GDP in the EU-25. This average masks high disparities between countries. Expenditure on old-age and survivors' benefits account for a large part of social benefits in most countries. Different countries have markedly different systems for financing social protection.

*Product code: KS-NK-06-014*

*PDF file: 230 Kb — Issue date: 23.10.2006*

- **Statistics in Focus — Global subscription 2006 (all themes) — Paper**

Subscriptions always refer to a calendar year (January to December) and are payable in advance. This collection is published regularly by Eurostat and provides up-to-date summaries of the main results of statistical surveys, studies and analysis. It is published for all themes and consists of four or eight pages per issue. Eurostat issues around 200 *Statistics in Focus* per year.

*Subscription code: VAZ000EN-06*

*Price: € 240*

**Please note that an extended selection of Statistics in Focus are listed under each specific theme further in this mini-guide**

## ►► DATABASES

### European and national short-term indicators

With most of the old EU Member States participating in economic and monetary union since 1999, infra-annual economic statistics for the euro area and the European Union as a whole have gained and will continue to gain ever more operational importance for collective and private decision-making. The momentum of the EU economies and most notably the euro-area economy has to be assessed continuously.

The Euro-Indicators special topic ([www.ec.europa.eu/euroindicators](http://www.ec.europa.eu/euroindicators)) is exclusively dedicated to infra-annual economic statistics such as consumer prices; national accounts; balance of payments; external trade; industry, energy, commerce and services; labour market; as well as a selection of monetary and financial indicators of the European Central Bank and business and consumer



surveys results from the European Commission's Economic and Financial Affairs DG.

Data are updated daily and present key aggregate indicators for the EU and the euro area. The database contains an unrivalled volume of mostly harmonised and, above all, uniformly structured and documented national and European series. Data can be extracted online with the help of a user-friendly browser.

### **Structural indicators**

This domain presents the database of structural indicators used to underpin the Commission's analysis in the 2005 spring report to the European Council. The structural indicators cover the five domains of employment, innovation and research, economic reform, social cohesion and environment, as well as the general economic background.

The Commission is presenting a shortlist of 14 indicators to be presented in the statistical annex to its spring report.

Both the database of structural indicators and the shortlist are available free of charge on the Eurostat structural indicators website ([www.ec.europa.eu/eurostat/structuralindicators](http://www.ec.europa.eu/eurostat/structuralindicators)).

### **Regional statistics**

This domain relates to the main aspects of economic life in the European Union at regional level. Created in 1975, it is subdivided into 12 statistical domains: demography, migration, economic accounts, unemployment, labour market, transport and energy statistics, agriculture, education, health, tourism, structural business statistics and statistics concerning science and technology (including research and development). The regions are classified in line with a specific system called NUTS (nomenclature of territorial units for statistics).

### **Urban audit**

The urban audit is a response to the growing demand for an assessment of the quality of life in European cities. The database allows a comparison of cities in terms of certain characteristics (demography, economic activity, employment, public transport, culture, environment, education level, etc.). The urban audit comprises information for 284 cities. A total of 258 cities participated in the initial urban audit data collection 2003/04, of which 189 were from the 15 EU Member States and 69 from the 12 (at that time) candidate countries. Twenty-six Turkish cities were added to the urban audit at the beginning of 2006.

### **Sustainable Development Indicators**

The EU sustainable development strategy, adopted by the European Council in Gothenburg in June 2001, aims to reconcile eco-

conomic development, social cohesion and protection of the environment. Monitoring progress towards this overarching goal is an essential part of the strategy. The aim of these pages is to present a set of indicators being developed to monitor, assess and review the EU's sustainable development strategy. A parallel objective is to inform the general public about progress in attaining the commonly agreed objectives of sustainable development.

The indicators were developed with the help of a group of national experts, known as the 'Sustainable Development Indicators Task Force'. They are organised within 10 themes reflecting the political priorities of the strategy, and related subsequent political commitments.





## ECONOMY AND FINANCE

### ★ EC economic data pocketbook — Quarterly publication



*Language available: EN only*  
*Format: paper*  
*ISSN 1026-0846*  
*Cat. No: KS-CZ-07-001-EN-C*  
*Format: PDF*

The *EC economic data pocketbook* is a handy collection of economic data from different domains, covering the European aggregates, EU Member States and its main economic partners. The publication focuses on the structural aspects of the EU economy; consequently, most of the data given are annual, complemented by selected monthly and quarterly indicators.

### ★ Asymmetries in EU current account data



*Language available: EN only*  
*Format: PDF*  
*Cat. No: KS-DB-06-002-EN-N*  
*Size: 1282 Kb*

The document describes the asymmetries in the EU current account in general and in data on international trade in services in particular. It also raises the need to identify possible future actions to reduce the asymmetries.



## ★ European Union international trade in services — Analytical aspects — Data 1996–2004



*Language available: EN only*

*Format: PDF*

*ISBN 92-79-01855-8*

*Cat. No: KS-EB-06-001-EN-N*

*Size: 940 Kb*

This publication concerns EU international transactions in services between 1996 and 2004, and is divided into two parts. The first part is analytical and gives the most recent portrait of European Union (EU-25, EU-15) international transactions. It highlights the main trends of EU trade in services in 2004 and underlines the results of the EU with its main partner zones. The second part presents statistics on international trade in services of the EU-25 and EU-15 with partner world, extra-EU-25/EU-15, intra-EU-25/EU-15, Canada, the United States and Japan, for the main services items and 44 items of internationally tradable services. The period covered is 1996–2004. Statistics are also available for 2004 on the geographical breakdown (in relation to 50 countries and partner zones and 17 items) of services of the EU-25, the EU-15, Norway, the United States and Japan.

## ★ Manual on quarterly non-financial accounts for general government



*Language available: EN only*

*Format: PDF*

*ISBN 92-79-01867-1*

*ISSN 1725-0048*

*Cat. No: KS-BE-06-001-EN-N*

*Size: 2 637 Kb*

The *Manual on quarterly non-financial accounts for general government* complements the already existing *Manual on compilation of taxes and social payments on a quarterly basis* (published in 2002). These manuals establish an inventory of sources and methods used for compiling short-term public finance statistics but do not recommend 'best practice'.

The compilation of the short-term public finance statistics is required by Commission Regulation (EC) No 264/2000 of 3 February 2000 and by Regulation (EC) No 1221/2002 of the European Parliament and of the Council of 10 June 2002.

The work on the manual was undertaken with the help of the members of the Working Group on Short-term Public Finance Statistics.

★ **Methodological soundness questionnaire — Report on responses to the Eurostat/OECD questionnaire on the measurement of trade in services in the balance of payments**



Language available: EN only  
 Format: PDF  
 Cat. No: KS-DB-06-001-EN-N  
 Size: 1 891 Kb

This working paper presents the responses to the Eurostat/OECD questionnaire on the measurement of trade in services in the balance of payments. It provides a unique source of comparative information on national methodological practices in 36 EU and OECD Member States. The questionnaire was constructed in reference to the recommendations of the new *Manual on statistics of international trade in services*, and, in particular, the implementation of the extended balance of payments services (EBOPS) classification.

★ **Structures of the taxation systems in the European Union — Data 1995–2004**



Language available: EN only  
 Format: paper, 417 pages  
 ISBN 92-79-01850-7  
 Cat. No: KS-DU-06-001-EN-C  
 Format: PDF  
 Size: 2 473 Kb  
 Price (excluding VAT): € 25

In the publication *Structures of the taxation systems in the European Union*, Taxation and Customs Union DG and Eurostat present several classifications of tax revenues and tax rates with a view to monitoring and comparing the structures of the tax systems in the European Union. The publication covers the period 1995–2004.

## ★ European Union foreign direct investment yearbook 2006 — Data 1999–2004



Language available: EN only  
 Format: paper, 140 pages  
 ISBN 92-79-01856-6  
 ISSN 1605-2935  
 Cat. No: KS-BK-06-001-EN-C  
 Format: PDF  
 Size: 5 669 Kb

Foreign direct investment (FDI) plays a key role in the globalisation process and is an important element affecting international relations. An international investment is classified as FDI when at least 10 % of the capital of the target enterprise is acquired. The pocketbook provides detailed data on EU FDI for recent years (mainly 1999–2004), for both EU FDI abroad and FDI into the EU. It provides an overview of the position of the EU in world FDI and a comparison with the United States. For EU FDI abroad, a particular focus is put on EU FDI in emerging countries. Finally, FDI data with major partners are detailed according to the kind of activity in which the investment takes place. Data focus on the EU as whole and, to a lesser extent, on the Member States.

## ★ European system of accounts — ESA 1995



Language available: DA, DE, EL, EN, ES, FI, FR, IT, NL, PT, SV  
 Format: paper  
 Catalogue No: CA-15-96-001-EN-C  
 Price: € 50

The European system of national and regional accounts (ESA 1995) defines the accounting rules which need to be introduced so that the economies of the Member States can be described in quantitative terms in a consistent reliable and comparable manner. It is designed for Community institutions, government departments and others involved in economic and social affairs who base their decisions on harmonised statistics. ESA 1995 is an essential tool for administering the whole range of European Union policies and for the instruction of those who are interested in the operation, analysis and understanding of the European economy. Compared with the former version which dates from 1979, the new version provides clarification and explanation, with concepts and defini-

tions, and also covers quarterly and regional accounts. ESA 1995 is the result of collaboration between the European Commission, the European Monetary Institute and government statisticians in the Member States.

### ★ **Harmonised indices of consumer prices (HICPs) — A short guide for users**



*Languages available: DE, EN, FR*

*Format: PDF*

*ISBN 92-894-7081-X*

*Cat. No: KS-BE-04-001-EN-N*

*Current version: 2004*

This guide provides a brief description of the harmonised indices of consumer prices (HICPs). Its target audience are non-specialist users of the HICPs, including analysts and commentators, who wish to gain a general overview of these price indices. This guide also provides references and links to more detailed information on the HICPs and a list of contact points for further information as well as a list of all the legally binding regulations.

### ★ **Compendium of HICP reference documents (2/2001/B/5)**



*Language available: EN only*

*Format: PDF*

*Cat. No: KS-AO-01-005-EN-N*

*Current version: 2002*

This compendium is intended to share with users a comprehensive reference for the harmonised methodology and to support not only those concerned with managing, understanding and analysing the European economy, but also those generally interested in inflation measurement issues. The set of compiled texts includes technical and non-technical documents, as well as the legal framework at the start of the harmonised indices of consumer prices (HICPs).

**STATISTICS IN FOCUS**

(selection of issues published up to the end of September 2006)  
(for the daily update, please consult our website)

- **Regional GDP in the EU, the accession countries and Croatia in 2003 — Issue No 17/2006**

This *Statistics in Focus* analyses the structure of regional gross domestic product (GDP) in the European Union in 2003. Data on Bulgaria and Romania have been integrated as well. In addition, Eurostat publishes data on Croatia for the first time. The analysis focuses on a comparison among the regions for the year 2003. In addition mid-term developments are illustrated by way of a comparison of the situation with the year 2001.

*Product code: KS-NJ-06-017*

*PDF file: 420 Kb — Issue date: 28.8.2006*

- **Harmonised indices of consumer prices — Issue No 16/2006**

This *Statistics in Focus* is the monthly publication of harmonised indices of consumer prices (HICP) for July 2006. It contains indices and rates of change for individual Member States, the EU, the EEA and the euro area.

*Product code: KS-NJ-06-016*

*PDF file: 109 Kb — Issue date: 28-08-2006*

- **EU-25 current account deficit widened to € 94.2 billion in 2005 — Issue No 14/2006**

This *Statistics in Focus* describes the 2005 preliminary results for the EU-25 balance of payments current account. Detailed figures on the current account main components (goods, services, income, current transfers) are presented, together with an analysis of the developments between 2004 and 2005 and of the geographical breakdown of the flows between the main partners. A detailed breakdown of trade in services is also included.

*Product code: KS-NJ-06-014*

*PDF file: 343 Kb — Issue date: 20.07.2006*

- **EU foreign direct investment in 2004 — Issue No 13/2006**

The document gives an overview of the EU foreign direct investment (FDI) statistics over the period 1999–2004. Results for annual FDI flows, stocks at year-end and annual income are presented, for both EU FDI abroad and FDI into the EU. A detailed analysis completed with illustrative tables and graphs is provided for FDI data with major partners and according to the activity in which the investment takes place.

*Product code: KS-NJ-06-013*

*PDF file: 175 Kb — Issue date: 20.7.2006*

- **Comparative price levels for selected consumer services in Europe for 2005 — Issue No 12/2006**

This *Statistics in Focus* presents price level indices for five selected consumer service categories — energy, transport, communication, restaurants and hotels and recreational and cultural services — for 2005. This article analyses the comparative price levels of the listed service categories against the data on general price levels and general levels of economic development (measured in terms of gross domestic product — GDP) in European countries.

*Product code: KS-NJ-06-012*

*PDF file: 252 Kb — Issue date: 19.7.2006*

## ► DATABASES

### **Balance of payments — International transactions**

This domain provides monthly and quarterly balance of payment statistics, annual data on international trade in services, annual data on foreign direct investment and on the activity of foreign affiliates, and detailed data on international transactions involving the European institutions. For all these subjects, this domain provides harmonised data for the European Union and for the euro area, but also for each EU Member State, for the candidate countries, for Norway, the USA, Japan and Switzerland.

### **Exchange rates and interest rates**

Exchange rates and interest rates are basic financial statistics in their own right. They are also used in a wide range of calculations and for deriving other time series.

The bilateral exchange rates and conversion factors included in the exchange rates collection are those which should officially be used throughout Eurostat in calculations. Bilateral exchange rates are available, updated daily. In addition to these rates, exchange rates include bilateral and effective exchange rate indices, data on fluctuations in the exchange rate mechanism of the EU, and conversion factors for euro fixed series into euro/ecu.

The interest rates collection covers short-, medium- and long-term interest rates. These include central bank interest rates, money market rates, bond yields, and commercial (retail) bank rates. The official series used for the EMU convergence criterion on long-term interest rates is available on a daily basis. The euro yield curve information calculated daily by Eurostat is also housed in this collection.

### **Financial accounts**

This domain covers annual financial accounts of the European Union, focusing on financial transactions between institutional sectors within the economy and between them and the rest of the

world, and balance sheets of financial assets and liabilities within the economy and vis-à-vis the rest of the world. The data are on a consolidated and non-consolidated basis.

Financial accounts form an important tool for analysing the effect of monetary policy transmission and for assessing the role of financial intermediation. They are also the best tool for showing the structure of financial investment and financing in an economy, and for following its development.

### Monetary and other financial statistics

The collections of this domain cover many of the elements required for understanding monetary and financial developments: monetary aggregates, external assets and liabilities (including foreign official reserves), stock and bond market information and banking transactions. For many series, annual, quarterly, and monthly data are available. Normally, euro-area and EU aggregates are available, along with data for individual countries in the European Economic Area, plus the candidate countries, the USA and Japan. However, some euro-area country data end with the start of EMU.



### Prices

This domain comprises four collections: harmonised indices of consumer prices (monthly and annual data), national consumer price indices (monthly and annual data), cost of living comparison in the European Union, Brussels = 100 (annual data), and purchasing power parities for private consumption (comparison by country, annual data).

#### Harmonised indices of consumer prices

Harmonised indices of consumer prices (HICP) are economic indicators constructed to measure the changes over time in the



prices of consumer goods and services acquired by households. The HICP give comparable measures of inflation in the euro area, the EU, the European Economic Area and other countries including some accession and candidate countries. They are calculated according to a harmonised approach and a single set of definitions. HICPs provide the official measure of consumer price inflation in the euro area for the purposes of monetary policy and assessing inflation convergence as required under the Maastricht criteria.

HICP information can also be found in the 'HICP section' hosted in Eurostat's website on the 'Special topics' window. That section gathers data, explanations and reference documents.

HICP data is available from 1996 and the database includes monthly and annual indices, rates, special aggregates and country and items weights.

## **National accounts (including GDP)**

### **Annual national accounts**

This domain includes data on national accounts aggregates on an annual basis. It includes variables covering the three approaches of GDP and other important macroeconomic variables such as gross national income (GNI), net saving, net lending and borrowing or employment. There is also more detailed information in the form of breakdowns for final consumption, gross value added and employment by branch, gross fixed capital formation by investment product. These figures are in accordance with ESA 95 and are available at current and constant prices, expressed in national currency, in euro and in PPS, supplemented by the respective growth rates, deflators, indices and ratios with respect to principal totals. Auxiliary indicators, like population and conversion rates, used to calculate the different evaluations are available in the domain itself. Geographical coverage includes the euro area, the EU, the Member States and candidate countries, as well as the main economic partners of the European Union.

### **Quarterly national accounts**

This domain includes data on national accounts aggregates on a quarterly basis. It includes variables covering the three approaches of GDP and other important macroeconomic variables such as GNI, net saving, net lending and borrowing or employment. There is also more detailed information, although less than in the annual national accounts domain, in the form of breakdowns for final consumption, gross value added and employment by branch and gross fixed capital formation by investment product. These figures are in accordance with ESA 95 and are available at current and constant prices, expressed in national currency, in euro and in PPS, supplemented by the respective growth rates, deflators, indices and ratios with respect to principal totals. Auxiliary indicators, such as population and conversion rates, used to cal-

culate the different evaluations are available in the domain itself. Geographical coverage includes the euro area, the EU, the Member States and candidate countries, as well as the main economic partners of the European Union.

### National accounts by institutional sector

This domain comprises national accounts data on an annual basis. Sector accounts record all transactions between economic agents with broadly similar behaviour grouped into the following institutional sectors:

- S11 Non-financial corporations
- S12 Financial corporations
- S13 General government
- S14 Households
- S15 Non-profit institutions serving households
- S2 Rest of the world.

The sector accounts show the interactions among the different sectors of the domestic economy, and between them and the rest of the world.

Transactions are classified according to their economic nature (such as payment and receipt of wages or taxes, consumption, etc.). They are grouped into a sequence of accounts covering a specific aspect of the economic process, ranging from production, generation and (re)distribution of income, consumption and investment to borrowing and lending. Each account leads to a balancing item (gross domestic product, operating surplus/mixed income, gross national income, gross disposable income, saving, net lending/borrowing), which is calculated as total resources minus total uses or total changes in financial assets minus total changes in liabilities.

Geographical coverage includes the euro area, the EU, the Member States and Norway. Figures are provided at current prices.

The euro area-12/EU-25 accounts are based on, but are not the simple sum of, the national accounts of the Member States. Several steps are necessary for conversion of national accounts of the Member States into European accounts:

- validation of the national sector accounts;
- conversion from national currency to euro (where relevant);
- addition of the accounts of European institutions and other European bodies, which are not considered to be part of the domestic economy in the national accounts of Member States;

- elimination, from the rest of the world account, of cross-border transactions between euro-area / European Union countries.

### National accounts — Supply, use and input-output tables

This domain contains the supply, use and symmetric input-output tables at current and constant prices. The breakdown covers 60 products and/or 60 industries. Supply and use data are recorded on an annual basis, whereas the symmetric input-output tables are recorded in intervals of five years. Data are published for Member States of the European Union and other European countries as far as available.



### Government statistics

This domain contains the following:

- main aggregates of general government;
- government deficit and debt;
- taxes and social contributions;
- expenditure of general government by COFOG function and by type;
- quarterly statistics;
- state aids;
- public procurements.

## POPULATION AND SOCIAL CONDITIONS

★ **Population statistics (with CD-ROM)**

*Languages available: DE, EN, FR*

*Format: paper, 181 pages*

*ISBN 92-79-01642-3*

*ISSN 1725-8670*

*Cat. No: KS-EH-06-001-EN-C*

*Format: PDF*

*Size: 7 955 Kb*

*Price (excluding VAT): € 20*

This publication provides statistical information on all major demographical aspects in the EU: population change, composition, fertility, mortality, international migration, nuptiality, population projections, regional data. Alongside the tables, there are explanatory texts, graphs and maps. The paper version includes a CD-ROM (English/French/German).

★ **Consumers in Europe — Facts and figures — Data 1999–2004**

*Language available: EN only*

*Format: paper, 309 pages*

*ISBN 92-894-8790-9*

*Cat. No: KS-DY-04-001-EN-C*

*Format: PDF*

*Size: 6 359 Kb*

*Price (excluding VAT): € 30*

This publication brings together the most relevant and useful information for the evaluation and development of consumer policy. The material includes data from various sources including Eurostat, other Commission services as well as other surveys and studies. Although the prime objective of this publication is to help policymakers at the



European level to better understand the needs of consumers in general, the publication should also be of use to other stakeholders interested in consumer affairs, such as consumer organisations, other public authorities and even suppliers of goods and services. This is the second edition of a series of publications. Data cover the period 1999–2004.

★ **European social statistics — Social protection**  
— **Expenditure and receipts — Data 1996–2004**



*Language available: EN only*  
*Format: PDF only*  
*ISBN 92-79-04582-2*  
*ISSN 1681-9365*  
*Cat. No: KS-DC-07-001-EN-N*  
*Size: 1316 Kb*

The publication includes data (1996–2004) on expenditure and receipts of social protection schemes. The data are drawn up according to the *Esspros manual 1996*. *Esspros* stands for 'European system of integrated social protection statistics', a harmonised system providing a means of analysing and comparing social protection financial flows. Expenditure of social protection schemes is broken down into social benefits, administration costs and other expenditure. Social benefits are classified by function: sickness/healthcare, disability, old age, survivors, family/children, unemployment, housing and social exclusion. Receipts of social protection schemes comprise social contributions, general government contributions and other receipts.

★ **Living conditions in Europe (pocketbook) —**  
**Data 2002–2005**



*Language available: EN only*  
*Format: paper, 107 pages*  
*ISBN 92-79-03262-3*  
*ISSN 1725-5988*  
*Cat. No: KS-76-06-390-EN-C*  
*Format: PDF*  
*Size: 2873 Kb*

This pocketbook provides a comprehensive picture of the current living conditions in the 25 Member States, the two acceding countries and three candidate countries of the European Union as well as the four EFTA States. Different areas of the social field are described by a selection of indicators which are presented in tables and graphs and accompanied by a short commentary. Data are drawn from sources available in Eurostat, such as the European Union Labour Force Survey.


## ★ European social statistics — Labour market policy — Expenditure and participants — Data 2004



*Languages available: EN only*  
*Format: paper*  
*ISBN 92-79-01802-7*  
*ISSN 1725-602X*  
*Cat. No: KS-DO-06-001-EN-C*  
*Format: PDF*  
*Size: 1 078 Kb*

This year's publication is noteworthy for two reasons. Firstly, for the first time, it includes data from the new EU Member States (except Cyprus, Malta, Poland and Slovenia) and for two of the candidate countries (Bulgaria and Romania). Secondly, it is also the first year that LMP data collection was launched jointly with OECD. Both organisations have agreed to adopt the Eurostat methodology. The publication presents data on public expenditure on labour market policy (LMP) measures and numbers of participants in these measures (stocks, entrants and exits). Policy measures covered are only those targeted to people who are unemployed, or in risk of involuntary job-loss, and inactive persons who are currently not part of the labour force, but who would like to enter the labour market and are disadvantaged in some way. Labour market policy measures are classified in two ways: by type of action and by type of expenditure. The type of action refers to the way in which the measure acts to achieve its objectives (e.g. training measures or employment incentives). The type of expenditure indicates how the payment is made and who the main recipient is.

## ★ Labour market policy database — Methodology — Revision of June 2006



*Languages available: DE, EN, FR*  
*Format: paper*  
*ISBN 92-79-02273-3*  
*ISSN 1725-0056*  
*Cat. No: KS-BF-06-003-EN-C*  
*Format: PDF*  
*Size: 1 772 Kb*

A methodological manual is an essential tool for assisting statisticians in their work, but one should be aware that all manuals should be revised at regular intervals. We have great pleasure in presenting here the *Labour market policy database — Methodology — Revision of June 2006*, as an improvement of the first methodology which was published in May 2000. During these years of development, the la-

bour market policy database has moved from a kind of ‘exploratory’ status to maturity. Moreover, since 2005 (reference year 2004), the LMP data collection is jointly launched by Eurostat and OECD. Both organisations agreed to use the Eurostat methodology, and OECD contributed actively to the revision process. The result is a simplification of the Member States’ workload as well as an overall improvement in the quality of data for international comparisons. Joint work with the Employment, Social Affairs and Equal Opportunities DG was maintained throughout this process of development, reflection and revision. As a result, the present version of the LMP methodology takes into account the needs expressed by the Employment Committee for the LMP database to improve its contribution to the monitoring of the European employment strategy. The LMP methodology provides guidelines for the collection of data on public expenditure on labour market policy (LMP) measures and numbers of participants in these measures (stocks, entrants and exits). The scope covers measures targeted to people who are unemployed; people in employment but in risk of involuntary job-loss, and inactive persons who are currently not part of the labour force, but who would like to enter the labour market. The LMP methodology classifies labour market policy measures in two ways: by type of action and by type of expenditure. The type of action refers to the way in which the measure acts to achieve its objectives (e.g. training measures or employment incentives). The type of expenditure indicates how the payment is made and who the main recipient is. All these data are published yearly.

★ **Final report of the task force for evaluating the 2004 LFS ad hoc module on work organisation and working time arrangements**



*Language available: EN only*  
*Format: paper*  
 ISBN 92-79-02559-7  
 ISSN 1725-065X  
 Cat. No: KS-CC-06-008-EN-C  
*Format: PDF*  
 Size: 1 239 Kb

The task force on evaluating the LFS ad hoc module on work organisation and working time arrangements was created by the Labour Market Statistics Working Group in 2005. The task force delivered its report to the working group in 2006. The report provides a detailed description of the implementation of the module and the main problems encountered in the field. The report makes recommendations for future ad hoc modules on the same subject and provides a summary of the main quality indicators, which are: relevance, accuracy, accessibility and clarity, timeliness and punctuality, comparability, and coherence.

### ★ Panorama on tourism (with CD-Rom)



Language available: EN only  
 Format: paper, 61 pages, with CD-ROM  
 ISBN 92-79-01522-2  
 Cat. No: KS-74-06-912-EN-C  
 Format: PDF  
 Size: 2 024 Kb  
 Price (excluding VAT): € 20

This publication gives an overview of tourism in the EU Member States, candidate countries and EFTA countries. It focuses on general facts in tourism that remain stable over time, including recent trends, the tourism behaviour of Europeans and details on tourism in the different countries. The period 2000–04 and the year 1995 are covered. This publication consists of tables and graphs with short analysis and includes a CD-ROM containing more detailed tables. The CD-ROM has been published for several years under the title *Tourism statistics yearbook*.

### ★ Tourism — Statistical pocketbook — Data 2000–2005



Language available: EN only  
 Format: paper, 113 pages  
 ISBN 978-92-79-04960-6  
 Cat. No: KS-DS-07-001-EN-C  
 Format: PDF  
 Size: 3 394 Kb

This pocketbook consists mainly of tables with short texts highlighting key facts and features of tourism in Europe. Information on recent policy issues is also provided. The pocketbook covers the period 2000-05 and includes information on all EU and EFTA Member States and on the candidate countries.





★ **Medstat programme — Adapting residence permits registers in the Maghreb countries to measure international migration flows and stocks**



*Languages available: EN, FR*  
*Format: paper*  
*ISBN 92-79-01525-7*  
*ISSN 1725-065X*  
*Cat. No: KS-CC-06-002-EN-C*  
*Format: PDF*  
*Size: 4 133 Kb*

MED-Migration (1997–2002), the specific component of Medstat I, the Euro-Mediterranean statistical cooperation programme, notably focused its activities on the following aspects:

- the evaluation of migration statistics in the Mediterranean countries;
- the evaluation of the existing or potential sources relevant for the production of migration statistics;
- the setting-up of recommendations/manuals — common to the Mediterranean region or to a sub-region (Maghreb) — aiming at developing these sources to enhance the production of migration statistics.

These recommendations/manuals are concentrated on three statistical and/or administrative sources:

- border cards;
- residence permits;
- surveys (censuses): emigration module.

These various recommendations/manuals are the subject of a series of four working papers.

★ **Medstat programme — Adapting border card systems in the Mediterranean region to measure international migration and international tourism: new initiatives and technical guidelines**



*Languages available: EN, FR*  
*Format: paper*  
*ISBN 92-79-01528-1*  
*ISSN 1725-065X*  
*Cat. No: KS-CC-06-003-EN-C*  
*Format: PDF*  
*Size: 2 995 Kb*

MED-Migration (1997–2002), the specific component of Medstat I, the Euro-Mediterranean statistical cooperation programme, notably focused its activities on the following aspects:

- the evaluation of migration statistics in the Mediterranean countries;
- the evaluation of the existing or potential sources relevant for the production of migration statistics;
- the setting-up of recommendations/manuals — common to the Mediterranean region or to a sub-region (Maghreb) — aiming at developing these sources to enhance the production of migration statistics.

These recommendations/manuals are concentrated on three statistical and/or administrative sources:

- borders cards;
- residence permits;
- surveys (censuses): emigration module.

These various recommendations/ manuals are the subject of a series of four working papers.

★ **Medstat programme — Census migration question in the Mediterranean countries — An inventory and comparative overview**



*Languages available: EN, FR*  
*Format: paper:*  
*ISBN 92-79-01580-X*  
*ISSN 1725-065X*  
*Cat. No: KS-CC-06-004-EN-C*  
*Format: PDF*  
*Size: 14 113 Kb*

MED-Migration (1997–2002), the specific component of Medstat I, the Euro-Mediterranean statistical cooperation programme, notably focused its activities on the following aspects:

- the evaluation of migration statistics in the Mediterranean countries;
- the evaluation of the existing or potential sources relevant for the production of migration statistics;
- the setting-up of recommendations/manuals — common to the Mediterranean region or to a sub-region (Maghreb) — aiming at developing these sources to enhance the production of migration statistics.

These recommendations/manuals are concentrated on three statistical and/or administrative sources:

- borders cards;
- residence permits;
- surveys (censuses): emigration module.

These various recommendations/manuals are the subject of a series of four working papers.

★ **Medstat programme — estimating emigration through an emigration module in census — A proposal for next censuses**



*Languages available: EN, FR*  
*Format: paper*  
*ISBN 92-79-01583-4*  
*ISSN 1725-065X*  
*Cat. No: KS-CC-06-005-EN-C*  
*Format: PDF*  
*Size: 941 Kb*

MED-Migration (1997–2002), the specific component of Medstat I, the Euro-Mediterranean statistical cooperation programme, notably focused its activities on the following aspects:

- the evaluation of migration statistics in the Mediterranean countries;
- the evaluation of the existing or potential sources relevant for the production of migration statistics;
- the setting-up of recommendations/manuals — common to the Mediterranean region or to a sub-region (Maghreb) — aiming at developing these sources to enhance the production of migration statistics.

These recommendations/manuals are concentrated on three statistical and/or administrative sources:

- border cards;
- residence permits;
- surveys (censuses): emigration module.

These various recommendations/manuals are the subject of a series of four working papers.

★ **Comparable time use statistics — Main results for Spain, Italy, Latvia, Lithuania and Poland — February 2006**



*Language available: EN only*  
*Format: paper*  
*ISBN 92-79-01682-2*  
*Cat. No: KS-CC-06-006-EN-C*  
*Format: PDF*  
*Size: 609 Kb*

This working paper presents comparable time use statistics collected for Spain, Italy, Latvia, Lithuania and Poland. This document completes the previous working paper on time use presenting comparable statistics for 10 European countries (Belgium, Germany, Estonia,

France, Hungary, Slovenia, Finland, Sweden, the United Kingdom and Norway) which was published in March 2005. The aim of this working paper is to make available for further analysis some comparable data produced by these five countries who conducted a time use survey more recently. Information on how to prepare comparable tables in compliance with harmonised European time use surveys (HETUS) guidelines is also included.

### ★ Classification of learning activities — Manual



*Language available: EN only*

*Format: paper:*

*ISBN 92-79-01806-X*

*ISSN 1725-0056*

*Cat. No: KS-BF-06-002-EN-C*

*Format: PDF*

*Size: 525 Kb*

CLA is intended to cover all types of learning opportunities and education/learning pathways. It is intended to be universal in nature, applicable in countries irrespective of their level of development or systems of education and learning.

It is designed to serve as an instrument for compiling and presenting comparable statistics and indicators on learning activities both within individual countries and across countries. It covers all intentional and organised learning activities for all age groups.

CLA is to be applied to statistical surveys to collect quantitative information on different aspects of participation of individuals in learning. The CLA has been designed to cover and serve the scope of the European Union adult education survey (AES). However, other EU household surveys (e.g. LFS, TUS, etc) as well as specific enterprise surveys (e.g. CVTS) may use it if it is adequate for their needs.

### ★ Labour force survey in the EU, candidate and EFTA countries — Main characteristics of the national surveys — 2004



*Language available: EN only*

*Format: PDF*

*Cat. No: KS-BF-06-001-EN-N*

*Size: 868 Kb*

This publication presents the methodological framework of the labour force surveys in the EU, candidate and EFTA countries in 2004.

Information is provided on the history and background of the surveys, the sample design and rotation pattern, the weighting procedure and methods of data collection.

★ **Health in Europe — Data 1998–2003**  
(new version will be released during 2007)



*Language available: EN only*  
*ISBN 92-79-00410-7*  
*Cat. No: KS-71-05-182-EN-N*  
*Format: PDF*  
*Size: 638 Kb*

This pocketbook provides a selection of figures on health and health determinants. It responds to a growing demand of EU health policy for comprehensive, consistent and comparable health data and indicators. A more complete overview of health indicators can be found in the publication *Key data on health*. The present selection in pocketbook format focuses on some core items.

★ **European social statistics — Income, poverty and social exclusion: second report — Data 1994–97**



*Languages available: DE, EN, FR*  
*Format: paper*  
*ISBN 92-894-4333-2*  
*Cat. No: KS-BP-02-008-EN-C*  
*Format: PDF*  
*Size: 1 500 Kb*  
*Price (excluding VAT): € 28*

Income, poverty and social exclusion is a topic of general, persistent and increasing interest. This report is aimed at a wide range of users, including policymakers, the research community and the general public. It gives a comprehensive picture of income poverty and social exclusion in the European Union during the mid-1990s. A first report was published in 2001. The current report presents updated cross-sectional information and introduces a longitudinal analysis. Calculations are based on the latest version of the European Community Household Panel user database which has been validated by participant countries (December 2002, waves 1–4). Indicator calculations are consistent with those adopted at the Laeken European Council in December 2001. The publication includes an executive summary and a detailed explanation of the conceptual and methodological framework. There are chapters dealing with income distribution, income poverty and the dynamics of income poverty. These are

complemented by an analysis of non-monetary 'lifestyle' deprivation and its interaction with income poverty. Further sections are devoted to the role of social transfers and country-specific results and conclusions. The presentation comprises text and graphs. Appendices include detailed statistical tables. The work has been undertaken in collaboration with a team of recognised experts in the field.

★ **The production of data on homelessness and housing deprivation in the European Union: survey and proposals**



Language available: EN only  
 Format: PDF  
 ISBN 92-894-8170-6  
 Cat. No: KS-CC-04-008-EN-N  
 Size: 1 900 Kb

Homelessness and housing deprivation is perhaps the most extreme example of poverty and social exclusion in society today, both as a symptom and as a cause. However, so far, there are few official statistics on homelessness and housing deprivation, and these are rarely comparable between countries. This report highlights the various obstacles to a pan-European comparison, discusses the definition(s) of homelessness and housing deprivation and reviews systems for data collection, supporting the analysis with extensive appendices. It concludes with a series of concrete proposals. The report is considered as making an important contribution to the progress of efforts to gauge the scale and extent of homelessness and housing deprivation in a European context.

★ **European social statistics — Labour force survey results 2002 — Data 2002**



Languages available: DE, EN, FR  
 Format: paper, 227 pages  
 ISBN 92-894-5662-0  
 Cat. No: KS-BP-03-001-EN-C  
 Format: PDF  
 Size: 1 125 Kb  
 Price (excluding VAT): € 34

This publication presents the detailed results of the 2002 (second quarter for countries having a quarterly survey or yearly results) labour force survey conducted in the EU Member States in accordance with Council Regulation (EC) No 577/98 and in the following EFTA countries: Iceland, Norway and Switzerland. It contains four

chapters: population and households, employment, unemployment, inactivity. At the end of every chapter, a table presents the main indicators at NUTS 2 level.

### ★ The European Union labour force survey



*Language available: EN only*  
*Format: PDF*  
 ISBN 92-894-8602-3  
 ISSN 1725-0056  
 Cat. No: KS-BF-05-001-EN-N  
 Size: 1 905 Kb,

This publication presents the methodological framework of the labour force surveys in the Member States, as well as the candidate countries and EFTA countries in 2003. Information is provided on the history and background of the surveys, the sample design and rotation pattern and the weighting procedure. The explanatory notes for the new and revised set of variables on education and training are published in the annex.

### ★ Key data on education in Europe — 2005



*Languages available: EN, FR*  
*Format: paper, 332 pages*  
 ISBN 92-894-9422-0  
 ISSN 1725-1621  
 Cat. No: NC-AF-05-001-EN-C  
*Format: PDF*  
 Size: 5 700 Kb  
 Price (excluding VAT): € 30

This sixth edition provides an exceptionally wide-ranging overview of the functioning of education systems and the participation of young people at all levels of education. It contains 153 indicators in six subject-based chapters. Besides data on the context, participation in education at all educational levels, graduation rates and human and financial resources, the book also offers detailed information on several key aspects of how education is administered and structured. This applies in particular to decision-making levels, the autonomy of schools and procedures for evaluating the education system. One chapter is also devoted to teaching time, the grouping of pupils and their assessment. Each topic is discussed using information from Eurydice on methods of management and implementation. This is supplemented by statistical material derived from various Eurostat data collections. Certain data obtained from international surveys (PISA 2003 and 2000, and PIRLS 2001) provide further insight into the topics examined.

## ★ Methodological manual for statistics on the information society



Language available: EN only  
 Format: PDF  
 Cat. No: KS-BG-06-004-EN-N  
 Size: 2 000 Kb

The methodological manual has been drawn up as a tool for helping national statistical institutes (NSIs) to implement Community surveys concerning individuals and enterprises and the information society, with emphasis on the survey 2006. It is a hands-on tool with recommended guidelines to follow a harmonised methodology and it does not replace statistical handbooks. Annexes with the Eurostat model questionnaires, the transmission formats and the reporting templates as well as the legal background documents are included. The concept is to use it as a rolling document, which will be adapted and improved in line with the annual revision of the Eurostat model questionnaires.

## ★ Methodological work on measuring the sustainable development of tourism — Part 1 & Part 2



Language available: EN only  
 Format: paper  
 ISBN 92-79-01688-1  
 Cat. No: KS-DE-06-001-EN-C  
           KS-DE-06-002-EN-C  
 Format: PDF  
 Size: 466 Kb and 354 Kb

In May 2004, Eurostat commissioned Statistics Sweden to conduct a methodological study on the sustainable development of tourism, the environment being a factor that is increasingly influencing tourist demand. The result is presented in a report and a manual for a set of 20 core indicators for sustainable tourism, including detailed descriptions of each indicator. This core set forms a base of indicators that may be used both at national, regional and local levels in EU countries, and at Community level.





## STATISTICS IN FOCUS

(selection of issues published up to the end of 2006)

- **Causes of death in the EU — Issue No 10/2006**

This *Statistics in Focus* presents an analysis of the main causes of death by age group throughout the EU and the observed related differences between Member States. An overview of the characteristics of the mortality for all causes together at the national level is also given. Lastly, a specific study on the deaths of European residents due to the tsunami of December 2004 in south-east Asia is provided in this issue.

*Product code: KS-NK-06-010*

*PDF file: 520 Kb — Issue date: 7.7.2006*

- **Winter season tourism trends 2005–06 — Issue No 30/2006**

The annual *Statistics in Focus* 'Winter season tourism trends' provides information on the number of nights spent in hotels and similar establishments in the EU and EFTA countries and on the net occupancy of these establishments during the winter months (from November to April). The current publication compares the figures for the 2005–06 winter season to those of the previous year, showing an increase in terms of guest flows in the majority of the given countries.

*Product code: KS-NP-06-030*

*PDF file: 100 kb — Issue date: 6.12.2006*

- **Regional tourism in the European Union — Issue No 27/2006**

This publication focuses on the regional aspects of tourism in the Member States of the European Union. It describes the volume and the structure of the accommodation capacities as well as their use at the level of the NUTS 2 regions in the EU. Information is given on the different relative incidence of tourism in the various regions.

*Product code: KS-NP-06-027*

*PDF file: 275 Kb — Issue date: 23.11.2006*

- **Summer tourism trends in 2005 — Issue No 19/2006**

The annual *Statistics in Focus* 'Summer tourism trends' provides information on the number of nights spent in hotels and similar establishments in the EU and EFTA countries and on the net occupancy of these establishments during the summer months (from June to September). The current publication compares the figures of the 2005 summer season to those of the previous year, showing an increase in terms of guest flows in the majority of the given countries.

*Product code: KS-NP-06-019*

*PDF file: 89 Kb — Issue date: 20.7.2006*

- **How Europeans go on holiday — Issue No 18/2006**

This *Statistics in Focus* 'How Europeans go on holiday' describes the behaviour of EU tourists in the year 2004. It focuses on the preferences of tourists travelling inside and outside their country, including their seasonal behaviour and length of stay. It also examines the distribution of trips and nights by type of accommodation and reports details about the habits of the EU residents as regards the transport modes they use and how they organise their holidays.

*Product code: KS-NP-06-018.*

*PDF file: 110 Kb — Issue date: 20.7.2006*

- **Inbound and outbound tourism in the European Union — Issue No 5/2006**

This volume of *Statistics in Focus* deals with inbound and outbound tourism in the European Union, EFTA and candidate countries. It examines some major aspects of this phenomenon country by country, especially the number of inbound and outbound nights and arrivals, the main holiday periods and the favourite destinations of outbound tourists from the EU countries. All information presented in this volume of *Statistics in Focus* will soon be complemented by two new Eurostat publications, entitled *Pocketbook on tourism* and *Panorama on Tourism*. These two upcoming publications cover detailed information available in Eurostat's free dissemination database. This information is presented in the form of tables, graphs and analytical texts. Both publications cover data for a longer period. The 'Pocketbook' is written and designed for the broad public, while the 'Panorama' is intended for the specialised user. The 'Panorama' publication will also include a CD-ROM containing most of the data in Eurostat's database on tourism and some general economic information related to tourism for the EU-25, EFTA and candidate countries.

*Product code: KS-NP-06-005.*

*PDF file: 480 Kb — Issue date: 2.2.2006*

- **17 million tertiary students in the European Union — Issue No 19/2005**

The number of tertiary students in the European Union has increased by 17 % and the number of graduates by more than 30 % between 1998 and 2003. The differences between countries are marked. The participation and graduation rates and the age span among students vary by a factor of three as well as the tertiary education attainment in younger age-groups. These and other data on tertiary education are presented in this issue of *Statistics in Focus*.

*Product code: KS-NK-05-019*

*PDF file: 474Kb — Issue date: 15.12.2005*

- **The digital divide in Europe — Issue No 38/2005**

This issue of *Statistics in Focus* takes a closer look at the differences between societal groups and their access to and usage of information and communication technologies (ICTs). It discusses the effect of socio-demographic characteristics such as age, gender, educational level or degree of urbanisation on the take-up of ICTs. In addition, the issue looks at whether the digital divides among different groups of households, individuals or enterprises have narrowed over recent years.

*Product code: KS-NP-05-03*

*PDF file: 280 Kb — Issue date: 7.11.2005*

## ► DATABASES

### Demography

This domain gives detailed figures on population, fertility, mortality, nuptiality and divorce and covers the main demographic indicators. It also provides some information on population, labour force and household projections.

### Education

The aim of this domain is to provide comparable data, statistics and indicators on education for the EU-25, the candidate countries, EEA countries, Switzerland, Albania, the former Yugoslav Republic of Macedonia, USA and Japan. The main data source is the set of joint UOE (Unesco Institute of Statistics (UIS), OECD, Eurostat) questionnaires on education and other Eurostat-specific tables. The statistics refer to public and private, full-time and part-time education in the ordinary school and university system as defined in the international standard classification of education (ISCED). The statistics cover enrolments, entrants, graduates, personnel, language learning and expenditure.

### Training

CVTS1 was the first survey on continuing vocational training in enterprises carried out at EU level in a coordinated form. CVTS1 describes the continuing vocational training activities in the then 12 EU Member States in the reference year 1993.

CVTS2, the second European survey of continuing vocational training in enterprises was conducted in 2000/01 in all the Member States, Norway and nine candidate countries. The survey provided comparable statistical results on training and non-training enterprises, the supply of and the demand for vocational skills, the need for CVT and the forms, content and volume of CVT, the use of enterprises' own training resources and of external providers, and the cost of CVT courses. The survey covered enterprises with 10 and more employees in Sections C to K and O of the statistical classification of economic activities in the European Community (NACE Rev. 1) in the reference year 1999.

## Labour market

The labour market domain covers a wide range of statistics that are presented in the following five sections:

### Employment and unemployment

This collection contains a wide scope of data on employment and unemployment. The main data source is the European Union Labour Force Survey (EU LFS). This survey is a quarterly household sample survey carried out in the Member States of the European Union, candidate countries and EFTA countries (except Liechtenstein). It provides population estimates for the main labour market characteristics, such as employment, unemployment, inactivity, hours of work, occupation, economic activity and much else as well as important socio-demographic characteristics, such as sex, age, education, households and regions of residence.

The definitions of employment and unemployment, as well as other survey characteristics follow the definitions and recommendations of the International Labour Organisation (ILO). In addition, harmonisation is achieved through adherence of the Member States to common principles of questionnaire construction, unemployment definition and common definitions of main variables and reply categories.

Annual and quarterly unemployment rates are derived from the monthly harmonised series based on the EU LFS and national monthly sources. The results are seasonally adjusted while all other LFS results are not. Employment growth results present national accounts data (domestic concept) using the EU LFS for social breakdowns. For the main employment indicators, missing quarters of past series are estimated by Eurostat to produce adjusted EU aggregates and annual averages.

### Job vacancy survey

This collection includes available national statistics on the number of job vacancies, number of occupied jobs and job vacancy rates in enterprises belonging to sections A to O of the European classification of economic activities (NACE Rev 1.1). Activities of households, and extra-territorial organisations and bodies are excluded. National breakdowns are provided by size of enterprises (all establishments, establishments with 10 employees or more) and economic activity (NACE Rev 1.1 sections).

### Earnings and labour costs

This domain covers a wide range of data on labour costs, gross and net earnings, tax rates, minimum wages and the gender pay gap. The parts on labour costs and gross earnings are hierarchically organised giving structural information on a four-yearly basis, annual level data, and information on the short-term development via the labour cost index. The structural data in addition

include information on hours worked and hours paid. The data are usually broken down by economic activity and further categories such as size of enterprise and labour cost components for labour cost data or occupation for gross earnings data.

### **Labour market policy**

The labour market policy database (LMP) provides data on 'labour policy measures' implemented in each country to combat unemployment, as well as data for its follow-up in the framework of the European employment strategy. Data come from administrative sources, and refer to public expenditure and to participants (stock and flows). Data on participants are broken down by gender, by age and by duration of unemployment before participation. The database also includes detailed qualitative information concerning each labour market measure (around 600 descriptions for 16 countries for the year 2003), which allow the reader to understand the kind of measures which are more common in each country and to compare different models of interventions.

### **Industrial disputes**

This section contains the available data on the number of working days lost and the number of workers involved in strikes and lockouts (in 1 000s and in rates per 1 000 workers). Breakdown by economic activity (NACE Rev.1.1) is also available.

### **Health**

Eurostat presents here, in the framework of the 'Health' domain, a systematic and, as far as possible, harmonised set of regular and official statistics which are directly relevant to Community actions in the field of health. The domain is divided into two main items: public health and health and safety at work.

The collection 'Public health' has been divided into six chapters: (i) structural indicators on health; (ii) causes of death; (iii) health care: data from administrative sources and other surveys (tables on human resources on health, hospitals beds, in-patient care, ambulatory care and treatments); (iv) health care: indicators from the national health interview surveys (tables on consultation, hospitalisation and cancer screening); (v) health status: indicators from the national health interview surveys (which include mainly tables on self-perceived health, life styles and restrictions); (vi) health status: indicators from other surveys and sources. Some of these tables are also at NUTS II level. In the near future, a chapter on health accounts will also be incorporated.

The tables compiled for the collection 'Public health' are the product of data provided mainly by the national statistical institutes and the ministries of health or other national competent insti-

tutes. Disaggregation by age, sex and other variables are provided where available. The emphasis is on basic data and well-known common measures, such as rates and ratios.

The collection 'Health and safety at work' is divided into four chapters (groups): (i) accidents at work (accidents at the workplace or in the course of an occupational activity); (ii) commuting accidents (on the journey to or from work); (iii) occupational diseases (recognised cases from national authorities); (iv) work-related health problems and accidental injuries (self-reported cases).

The data presented in the tables for the first three groups of the collection 'Health and safety at work' are based on national administrative sources, from declarations to the insurance (public insurance, social security scheme, or private insurance scheme) or to another competent authority (usually the labour inspectorate). These harmonised data are available from 1993 (accidents at work), 1995 (occupational diseases) or 1996 (commuting accidents). The data for the last group of the collection 'Health and safety at work' (work-related health problems and accidental injuries) were provided by an ad hoc module in the 1999 Community labour force survey.

### **Income and living conditions (including housing statistics)**

This revised domain contains statistical information about income, poverty and social exclusion — notably indicators adopted under the 'open method of coordination' on social inclusion and on adequacy of pensions. The current focus is on income inequality and relative monetary poverty, and is presented at aggregate level and with breakdowns according to various socio-demographic variables. Work is ongoing to develop additional indicators of poverty and exclusion.

The housing sub-domain contains a wide range of information on housing conditions (housing type, tenure status, cost and quality of housing) and additional data on consumer durables. A lot of the information is cross-tabulated with several socio-demographic variables.

The primary source of data is currently the European Community Household Panel (ECHP). This pioneering survey covers private households in the Member States of the European Union, with effect from 1994, and is now being replaced by a new data collection instrument: the EU-SILC. Where available, comparable data are included for EFTA countries, accession countries and candidate countries. Some indicators are also drawn from other sources.

### **Household budget survey**

This domain gathers cross-sectional data on final consumption expenditure of non-collective private households.

These data are useful for the production of indicators for the management of some politics at EU level relating to consumption, employment, social exclusion and social protection, as well as for carrying out research studies on consumption and living conditions.

In this domain, there are data available for three reference years:

- 1988 with the participation of 10 Member States;
- 1994 with the participation of 15 Member States;
- 1999 with a full participation of 15 Member States and a limited participation (partial supply of data) of the 10 new Member States and two candidate countries.

These statistics have no legal basis hence each Member State has its own targets, methodology and survey programming. Data supplied by the Member States are not perfectly harmonised. After each round, some harmonisation efforts have been carried out and each new round of data collection is better harmonised than the previous one. However, some problems of comparability among countries still remain. In order to assess the impact of these problems of comparability on data analyses, we recommend that you consult the following Eurostat publications:

- *Family budget surveys in the EC — Methodology and recommendations for harmonisation* (ISBN 92-826-6193-8) for the reference year 1988;
- *Household budget surveys in the EU — Methodology and recommendations for harmonisation, 1997* (ISBN 92-827-9805-4) for the reference year 1994;
- *Household budget surveys in the EU — Methodology and recommendations for harmonisation, 2003* (ISBN 92-894-5435-0) for the reference year 1999;
- *Household budget surveys in the candidate countries — Methodological analysis, 2003* (ISBN 92-894-7087-9) for the reference year 1999.

### Social protection

Harmonised data on social protection expenditure (such as pensions, unemployment benefits, healthcare, family allowances) and receipts (such as social contributions by employers and employees, government contributions) in the 15 Member States of the European Union, Iceland, Norway and Switzerland.

### International migration and asylum

The data refer to asylum applications by citizenship, acquisition of citizenship, immigration and emigration by sex, citizenship, age group, country of previous residence and next residence.

## Tourism

Available statistics include variables on capacity of tourist accommodation establishments, occupancy in these establishments and data on residents' tourism demand. Recently, data on employment in the tourist accommodation sector have been added to the set of available statistics.

## Telecommunication services

This database contains annual information on telecommunications in the EU (including the new Member States), the candidate countries and EFTA countries. For selected variables, time series since 1980 are provided. Mainly the data covers the period from 1995 on. This database contains statistics on operators, network access, employment, economy and traffic.



## Information society statistics

This domain presents key figures on the information society. It is at present subdivided into two collections with more collections being added throughout the coming year. Because of its wide-ranging content covering various fields of interest, information society statistics can be found under the three themes of 'population and social conditions', 'industry, trade and services' and 'science and technology'.

1. Policy indicators. The data given here is collected by the national statistical institutes or ministries of the EU Member States and is based on Eurostat's annual surveys on information and communication technologies (ICT) usage and e-commerce in enterprises and ICT usage in households and by individuals. These data are collected in the context of the Europe 2005 action plan, born from the Lisbon European Council in March 2000 and launched at the Seville European Council in June 2002. The action plan aims to develop mod-



ern public services and a dynamic environment for e-business through widespread availability of broadband access at competitive prices and a secure information infrastructure. These statistics provides policy or 'benchmarking' indicators by offering harmonised and comparable statistical information at a European level.

## 2. Structure: information society

These statistics-related structural indicators are used in the Commission's annual spring report to the European Council and are also directly related to the Lisbon European Council wherein the Council also invited the Commission to draw up an annual synthesis report on the basis of the structural indicators, which provide an instrument for an objective assessment of the progress made towards the Lisbon objectives and support the key messages of the report.



## INDUSTRY, TRADE AND SERVICES

★ **Panorama on tourism (with CD-Rom)**

*Language available: EN only*  
*Format: paper, 61 pages, with CD-ROM*  
*ISBN 92-79-01522-2*  
*Cat. No: KS-74-06-912-EN-C*  
*Format: PDF*  
*Size: 2 024 Kb*  
*Price (excluding VAT): € 20*

This publication gives an overview on tourism in the EU Member States, candidate and EFTA countries. It focuses on general facts in tourism that remain stable over time. This includes recent trends, the tourism behaviour of Europeans and details on tourism in the different countries. The period 2000–2004 and the year 1995 are covered. This publication consists of tables and graphs with short analysis and includes a CD-ROM containing more detailed tables. The CD-ROM has been published for several years under the title *Tourism statistics yearbook*.

★ **Tourism — Statistical pocketbook —  
Data 2000–2005**

*Language available: EN only*  
*Format: paper, 113 pages*  
*ISBN 978-92-79-04960-6*  
*Cat. No: KS-DS-07-001-EN-C*  
*Format: PDF*  
*Size: 3 394 Kb*

This pocketbook consists mainly of tables with short texts highlighting key facts and features of tourism in Europe. Information on recent policy issues is also provided. The pocketbook covers the period 2000–05 and includes information on all EU and EFTA Member States and on the candidate countries.

## ★ Quarterly panorama of European business statistics



*Language available: EN only*  
*Format: PDF*  
*ISSN 1725-485X*  
*Cat. No: KS-DL-06-001-EN-N*  
*Size: 2 853 Kb*

The *Quarterly panorama of European business statistics* is a tool to follow the evolution of the short-term trends of the European economy in the industrial, construction, trade and other service sectors. The panorama is now a web-publication, available through a dedicated section on the Eurostat website.

## ★ Key figures on European business — with a special feature section on SMEs — Data 1995–2005



*Language available: EN only*  
*Format: paper, 130 pages*  
*ISBN 92-79-02576-7*  
*Cat. No: KS-DH-06-001-EN-C*  
*Format: PDF*  
*Size: 3 311 Kb*

This publication summarises the main features of European business and its different activities in a concise and simple manner. It includes a special feature section on SMEs, which presents an analysis of the different characteristics of micro, small, medium and large enterprises. The publication is also intended to function as a showcase for and introduction to the data available in this field. The focus is on structural business statistics: both the more traditional business statistics which are disseminated regularly, but also specific information compiled on a multi-yearly basis and the latest results from development projects on topics of key political interest.

## ★ European business — Facts and figures — 2006 edition, with CD-ROM



Language available: EN only  
 Format: paper, 425 pages, with CD-Rom  
 ISBN 92-79-03351-4  
 Cat. No: KS-BW-06-001-EN-C  
 Format: PDF  
 Price (excluding VAT): € 40

The new edition of European business - Facts and figures gives a comprehensive picture of the structure, development and characteristics of European business and its different activities: from energy and the extractive industries to communications, information services and media. It presents the latest available statistics from a wide selection of statistical sources describing, for each activity, production and employment, country specialisation and regional distribution, cost structures, productivity and profitability, the importance of small and medium sized enterprises (SMEs), external trade etc. The accompanying CD-ROM presents the paper publication in an easily accessible electronic format, including all the data, graphs and tables in Excel-format. It also contains more complete, detailed datasets on which the publication is based, a means of easily accessing the most up-to-date live data, as well as a large amount of background information.

## ★ Methodology of short-term business statistics — Interpretation and guidelines



Language available: EN only  
 Format: paper  
 ISBN 92-79-01295-9  
 ISSN 1725-0099  
 Cat. No: KS-BG-06-001-EN-C  
 Format: PDF  
 Size: 7 774 Kb

Short-term business statistics are in great demand for economic analysis by a large number of users. Considerable progress has been achieved in recent years to improve their coverage, their content and their timeliness. The bases of those improvements are Council Regulation (EC) No 1165/98 in 1998 which set the legal basis and the amending Council Regulation (EC) No (1158/2005) in 2005. As part from this new regulation, the Commission has to publish an updated version of the methodological manual, taking into account these changes. The present volume is the third edition of the *Methodology of short-term statistics — Interpretation and guidelines*, updated to include the new variables and to ensure as far as possible a consistency with national accounts definitions.

## ★ Methodology of short-term business statistics — Associated documents



Language available: EN only  
 Format: paper  
 ISBN 92-79-01296-7  
 ISSN 1725-0099  
 Cat. No: KS-BG-06-002-EN-C  
 Format: PDF  
 Size: 2 555 Kb

The third edition of the *Methodology of short-term statistics — Interpretation and guidelines* is supported by a number of documents including the texts of the Council regulations, the implementing Commission regulations, a detailed description of the data delivery requirements resulting from the regulations, the NACE activity classification, the construction classification, various recommendations by the Working Group on Short-term Statistics and the detailed transmission protocol (Gesmes) which ensures reliable and speedy transmission of the data between national statistical offices and Eurostat.

## ★ Methodological manual for statistics on the information society



Languages available: DE, EN, FR  
 Format: PDF  
 Cat. No: KS-BG-06-004-EN-N  
 Size: 2 000 Kb

This methodological manual is drawn up as a tool for helping national statistical institutes (NSIs) to implement Community surveys concerning individuals and enterprises and the information society, with emphasis on the survey 2006. It is a hands-on tool with recommended guidelines to follow a harmonised methodology and does not replace statistical handbooks. Annexes with the Eurostat model questionnaires, the transmission formats and the reporting templates as well as the legal background documents are included. The concept is to use it as a rolling document, which will be adapted and improved in line with the annual revision of the Eurostat model questionnaires.

## ★ Methodological work on measuring the sustainable development of tourism — Part 1 & Part 2



Language available: EN only

Format: paper

ISBN 92-79-01688-1

Cat. No: KS-DE-06-001-EN-C

KS-DE-06-002-EN-C

Format: PDF

Size: 466 Kb and 354 Kb

In May 2004, Eurostat commissioned Statistics Sweden to conduct a methodological study on the sustainable development of tourism, the environment being a factor that is increasingly influencing tourist demand. The result is presented in a report and a manual for a set of 20 core indicators for sustainable tourism, including detailed descriptions of each indicator. This core set forms a base of indicators that may be used both at national, regional and local levels in EU countries, and at Community level.

## ★ Methodological guide for developing producer price indices for services



Language available: EN only

Format: paper

ISBN 92-79-01297-5

ISSN 1725-0099

Cat. No: KS-BG-06-003-EN-C

Format: PDF

Size: 4 308 Kb

The *Methodological guide for developing producer price indices for services* is a two-fold complement to the *International producer price index manual (PPI manual)* published by the IMF in 2004: it focuses on service-specific aspects in PPI compilation by developing the conceptual framework further and it adds detailed descriptions of PPI measurement for a series of service industries. This guide has been jointly produced by the OECD, Eurostat and the members of a taskforce with delegates from 19 OECD/EU Member States. The electronic version of the guide is made available on both the OECD and Eurostat websites. The guide is seen as a 'living document' which could be amended and updated to incorporate additional service industries and to address particular points in greater detail. The guide will permit the development of services producer price indices in the EU and OECD regions and beyond provide better information for decision-making and analysis.

★ **Employment in the market economy in the European Union — An analysis based on the structural business statistics — 2004 edition**



*Language available: EN only*  
*Format: PDF*  
*ISBN 92-894-7495-5*  
*Cat. No: KS-59-04-944-EN-N*  
*Size 4 625 Kb*

The structural business statistics (SBS) represent the most complete source of data on business in the European Union. The SBS provide information about most aspects of enterprise activity on a detailed breakdown of economic sector. The purpose of the publication is to increase knowledge and understanding of employment and business-related issues across the European Union. The publication will present a fairly complete and coherent picture on, for example, the scale of business output and employment in different parts of the Union. It will also indicate the division of employment and output between different economic activities, the relative importance of different-sized enterprises, their productivity and costs of production and the amount of investment undertaken. Since the data on employment and business-related variables (output, value-added etc.) are compiled and classified on the same basis within the SBS framework, their combined use ensures that analysis done is internally consistent.

★ **Iron and steel — Yearly statistics — Concluding edition — Data 1993–2002**



*Languages available: trilingual edition DE/EN/FR*  
*Format: paper, 73 pages*  
*ISSN 1609-4107*  
*ISBN 92-894-5265-X*  
*Cat. No: KS-BL-03-001-3A-C*  
*Format: PDF*  
*Size: 1 000 Kb*  
*Price (excluding VAT): € 17.50*

*Iron and steel — Yearly statistics* provides a statistical overview of developments in the European Union's iron and steel industry in recent years. This publication contains detailed tables presenting annual statistics on the structure and economic situation of this industry at EU level and in each of the Member States. It collates the latest available data on such topics as production of iron ore, pig iron, finished steel products etc., the size of enterprises and plants, employment, indirect foreign trade and others.

NB: the ECSC (European Coal and Steel Community) Treaty expired in July 2002, and steel statistics under the ECSC Treaty came to an end at 31 December 2002. Therefore the publication on *Iron and steel — Yearly statistics* is ending with this ‘Concluding edition’.

## STATISTICS IN FOCUS

(selection of issues published up to the end of September 2006)

- **Short-term statistics — Issue No 22/2006**

The aim of this *Statistics in Focus* on ‘Short-term statistics’ is to draw attention to labour input data, mainly employment, and the possible use of these data for analysis. As an example, the publication studies the proposal that developments of the index of the number of persons employed reflect more general developments in the economy as a whole.

*Product code: KS-NP-06-022*

*PDF file: 113 Kb — Issue date: 22.9.2006*

- **Manufacture of glass, ceramics and cement in Europe — Issue No 21/2006**

The manufacture of glass, ceramics and cement (NACE 26) provided jobs to 1.5 million people and generated EUR 69 billion in value-added in the EU-25 in 2003. This was respectively 1.4 % of the total number employed and 1.5 % of total value-added in the non-financial business economy as a whole. Manufacture of cement and concrete was the largest sub-sector. Energy costs accounted for 6 % of the operating costs. Small and medium-sized enterprises (1–249 persons employed) employed more than 63 % of the workforce and 53 % of EU-25 value added in this sector.

*Product code: KS-NP-06-021*

*PDF file: 130 Kb — Issue date: 1.9.2006*

- **Tourism and the Internet in the European Union — Issue No 20/2006**

This publication takes a look at the specific usage the accommodation sector makes of information technologies in general and of the Internet in particular, using the results of the 2005 Community surveys on ICT usage. While the accommodation sector is largely ahead of other sectors in its usage of information technologies for managing client relationships, it lags behind other sectors as regards the full implementation of e-business. One explanatory factor might be the low uptake of broadband technologies that would allow more information to be conveyed at a faster speed.

*Product code: KS-NP-06-020*

*PDF file: 850 Kb — Issue date: 18.8.2006*

- **How skilled are Europeans in using computers and the Internet? Issue No 17/2006**

This publication takes a look at Europeans’ inclusion in the information society, more specifically at their ‘e-skills’ to use information and communication technologies, using the results of the 2005 Community survey on ICT usage in households and by individuals ‘The digital divide in Europe’ (Issue No 38/2005).

*Product code: KS-NP-06-017*

*PDF file: 140 Kb — Issue date: 20.6.2006*



- **Use of the Internet among individuals and enterprises — Issue No 12/2006**

This issue sets out to highlight some of the initial results of the 2005 Community surveys on ICT usage in enterprises and households. Included are Internet access and broadband connectivity, regular Internet usage by individuals and electronic commerce on the Internet.

*Product code: KS-NP-06-012*

*PDF file: 420 Kb — Issue date: 6.4.2006*

- **Winter season tourism trends 2005–2006 — Issue No 30/2006**

The annual *Statistics in Focus* 'Winter season tourism trends' provides information on the number of nights spent in hotels and similar establishments in the EU and EFTA countries and on the net occupancy of these establishments during the winter months (from November to April). The current publication compares the figures of the 2005–06 winter season to those of the previous year, showing an increase in terms of guest flows in the majority of the given countries.

*Product code: KS-NP-06-030*

*PDF file: 100 kb – Issue date: 6.12.2006*

- **Regional tourism in the European Union — Issue No 27/2006**

This publication focuses on the regional aspects of tourism in the Member States of the European Union. It describes the volume and the structure of the accommodation capacities as well as their use at the level of the NUTS 2 regions in the EU. Information is given on the different relative incidence of tourism in the various regions.

*Product code: KS-NP-06-027*

*PDF file: 275 Kb – Issue date: 23.11.2006*

- **Summer tourism trends in 2005 — Issue number 19/2006**

The annual *Statistics in Focus* 'Summer tourism trends' provides information on the number of nights spent in hotels and similar establishments in the EU and EFTA countries and on the net occupancy of these establishments during the summer months (from June to September). The current publication compares the figures of the 2005 summer season to those of the previous year, showing an increase in terms of guest flows in the majority of the given countries.

*Product code: KS-NP-06-019*

*PDF file: 89 Kb — Issue date: 20.7.2006*

- **How Europeans go on holiday — Issue number 18/2006**

This *Statistics in Focus* 'How Europeans go on holiday' describes the behaviour of EU tourists in 2004. It focuses on the preferences of tourists travelling inside and outside their country, including their seasonal behaviour and length of stay. It also examines the distribution of trips and nights by type of accommodation and reports details about the habits of EU residents as regards the transport modes they use and how they organise their holidays.

*Product code: KS-NP-06-018.*

*PDF file: 110 Kb — Issue date: 20.7.2006*

- **Inbound and outbound tourism in the European Union — Issue No 5/2006**

This volume of *Statistics in Focus* deals with inbound and outbound tourism in the European Union, EFTA and candidate countries. It examines some major aspects of this phenomenon country by country, especially the number of inbound and outbound nights and arrivals, the main holiday periods and the favourite destinations of outbound tourists from the EU countries. All information presented in this volume of *Statistics in Focus* will soon be complemented by two new Eurostat publications, entitled *Pocketbook on tourism* and *Panorama on tourism*. These two upcoming publications cover detailed information available in Eurostat's free dissemination database. This information is presented in form of tables, graphs and analytical texts. Both publications cover data for a longer period. The 'Pocketbook' is written and designed for the broad public, while the 'Panorama' is intended for the specialised user. The 'Panorama' publication will also include a CD-ROM containing most of the data in Eurostat's database on tourism and some general economic information related to tourism for the EU-25, EFTA and candidate countries.

*Product code: KS-NP-06-005.*

*PDF file: 480 Kb — Issue date: 2.2.2006*

## ►► DATABASES

### **Structural business statistics (industry, construction, trade and services)**

Now the only reference domain for business structural data.

All business structural data regarding industry, trade, construction and services (other than financial services) from 1995 onwards on the legal basis of Council Regulation (EC, Euratom) No 58/97 as well as some long time series (NACE Rev. 1 G to K from 1990, NACE Rev. 1 C to F from 1985). It includes statistics broken down by size class and regional statistics. Data on new member countries are generally available from 1998 onwards (for a number of new member countries, data are also available for earlier reference years).

The domain also contains detailed data on business services and a breakdown of annual business statistics by nationality of ownership.

### **European business trends — Monthly and quarterly short-term statistics (industry, construction, retail trade and other services)**

This domain contains information for the analysis of the short-term evolution of supply and demand, production factors and prices in all market activities in industry, construction, retail trade, repair and other services.

The short-term variables collected by Eurostat are produced by the national statistical institutes of the Member States on a

monthly or quarterly basis and shall be transmitted between one and three months after the end of the reference period.

For industry, all variables are to be transmitted at the two-digit level of NACE Rev. 1. For construction, retail trade and repair and other services, specific levels of detail are required. The first mandatory reference period is the beginning of 1998.

Eurostat disseminates working days and seasonally adjusted series and estimates EU-25 and euro-area aggregates.

### **Statistics by product (Prodcom)**

These are annual statistics on the volume and value of production of a list of about 5 000 manufactured products, from 1995 onwards. The legal bases are Council Regulation (EEC) No 3924/91 and Commission Regulation (EC) No 912/2004, together with annual Commission regulations defining the Prodcom list of products for each year.

Data on new member countries are generally available from 2002 onwards (for a number of new member countries, data are also available for earlier reference years).

Where possible, the external trade statistics corresponding to each Prodcom heading are also published.

## AGRICULTURE AND FISHERIES

★ **Agricultural statistics — Data 1995–2005 — Pocketbook**

*Language available: EN only*  
*Format: paper*  
*ISBN 92-79-02955-X*  
*ISSN 1830-463X*  
*Cat. No: KS-ED-07-001-EN-C*  
*Format: PDF*

This publication presents selected tables and graphs providing an overview on developments and the situation in the agricultural sector of the European Union and also presents some data on rural development. Most data are presented for the 27 Member States of the European Union.

★ **Food: from farm to fork statistics — Pocketbook**

*Language available: EN only*  
*Format: paper, 100 pages*  
*ISBN 92-79-00429-8*  
*Cat. No: KS-51-05-473-EN-C*  
*Format: PDF*  
*Size: 6 259 Kb*

This pocketbook provides the reader with statistical information on how the food chain evolves in Europe. It gives a summary of the data currently available in the 'Food: from farm to fork' database of Eurostat, including different indicators for each step of the production-consumption chain. The structure follows the approach taken by the European Commission on food safety policy.

★ **Validation of Eurostat's meat statistics using the Agricultural Information System (AGRIS) — Analysis of individual time series and consistency**



*Language available: EN only*  
*Format: PDF*  
*Cat. No: KS-AZ-05-002-EN-N*  
*Size: 1 492 Kb*

Data validation is an essential part of work in official statistics which contributes to the assurance of high-quality data and reinforces the reliability of statistics. The working paper presents an automated method for data validation in agricultural statistics. The presented methods were originally applied on meat statistics but can be easily extended to other agricultural statistics. The theoretical background and applications of software are explained.

★ **Fishery statistics — Data 1990–2005**



*Language available: EN only*  
*Format: paper*  
*ISBN 92-79-02954-1*  
*ISSN 1830-5075*  
*Format: PDF*  
*Size: 1 628 Kb*

This pocketbook contains summary tables for EEA and EU candidate countries on catches by fishing region, on aquaculture production, on total production, on landings in EEA ports, on trade in fishery products, on supply balance sheets, on the EEA fishing fleet and on the number of fishers.





## STATISTICS IN FOCUS

(selection of issues published up to the end of September 2006)

- **Farm structure in Malta — 2005 — Issue No 13/2006**

This *Statistics in Focus* is the third issue of a series of country-specific publications on the results of the farm structure survey (FSS) 2005. It provides a brief but nevertheless comprehensive insight into the farm structure in Malta. A similar publication was issued in November 2004 presenting the results of the FSS 2003 in Malta.

*Product code: KS-NN-06-013*

*PDF file: 117 Kb — Issue Date: 23.8.2006*

- **Farm structure in Lithuania — 2005 — Issue No 12/2006**

This *Statistics in Focus* is part of a series of country-specific publications on the results of the farm structure survey (FSS) 2005. It provides a brief but nevertheless comprehensive insight into the farm structure in Lithuania. A similar publication was issued in March 2005 presenting the results of the FSS 2003 in Lithuania.

*Product code: KS-NN-06-012*

*PDF file: 200 Kb — Issue date: 22.8.2006*

- **2006 harvest in EU-25: early estimates — Issue No 9/2006**

This publication presents areas and production 2006 early estimates for cereals, sugar beets and rape seeds.

*Product code: KS-NN-06-009*

*PDF file: 312 Kb — Issue date: 7.7.2006*

- **Roundwood production in EU-25 — EU-25 and the world — Issue No 8/2006**

The EU-25 ranks second in the world for roundwood production, just behind the United States. The EU-25 produces mainly coniferous roundwood. The trend in such production has shown a marked increase in recent years.

*Product code: KS-NN-06-008*

*PDF file: 75 Kb — Issue date: 16.6.2006*

## ► DATABASES

### **Economic accounts for agriculture and forestry (European Union and candidate countries)**

This database contains four collections:

- economic accounts for agriculture;
- economic accounts for forestry;
- agricultural labour input;
- unit values of agricultural products.

### **Structure of agricultural holdings**

This summarises the main data in the Eurofarm database and contains the results of Community surveys on the structure of agricultural holdings, i.e. labour force, size of holdings, land use, livestock, subsistence farming. This domain also contains the main indicators on the structure of agricultural holdings by region.

### **Agricultural information system**

This domain contains annual data on agricultural production, absolute selling prices and the economic accounts for agriculture. All the data are taken from the other agricultural domains under the theme 'Agriculture and fisheries' of the dissemination database and brought together in a harmonised framework.

### **Animal feed**

These data concern the supply side of the balances of animal feeding stuffs: total available, home production, imports (from EU and third countries); annual data.

### **Fishery statistics**

This domain contains data on catches by fishing region, on aquaculture production, on total production, on landings in EEA ports, on trade in fishery products, on supply balance sheets, on the EEA fishing fleet and on the number of fishers.

## Agricultural prices and price indices (EU and candidate countries)

This domain contains monthly and annual data on agricultural price indices and absolute prices. The price indices comprise the EU index of producer prices of agricultural products and the EU index of goods and services currently consumed in agriculture and the goods and services contributing to agricultural investment. The absolute prices comprise the prices of agricultural products and the prices of some selected products used in agriculture (energy, fertilisers and animal feedingstuffs).



## Agricultural products

This domain includes data shown in physical units (number, weight, quantity):

- land use, annual data;
- livestock (number and structure), annual data;
- crop production (area, yield, production), annual data;
- meat, milk and milk products production and activity of hatcheries (incubation and trade), monthly and annual data;
- summary data (balance sheets), annual data.

The countries concerned are the EU-27, candidate countries (Turkey) and other countries (Albania, countries from the former Yugoslavia, Norway).

## Database on orchards

This domain contains data on the plantations of seven species of fruit trees: dessert apples, dessert pears, peaches, apricots, oranges, lemons and small-fruited citrus fruits; certain information is also available on cooking apples and cooking pears. The results referring



to the characteristics of these species are: age classes, density and varieties, which are recorded per country and production zone.

### Database on viticulture

This database contains the results of surveys of areas under vines (basic, every 10 years, and intermediate, annually) carried out by Member States with at least 500 ha under vines in the open air (Germany, Greece, France, Italy, Luxembourg, Portugal, Spain, Austria and the United Kingdom) in accordance with Council Regulation (EEC) No 357/79 of February 1979. The aim is to assess the situation and developments in the grape-growing sector in the European Union.

The structure of the database is based on the tables defined in the legislation (Commission Regulation (EEC) No 991/79 and Commission Decisions 79/491/EEC, 80/763/EEC, 80/764/EEC and 80/765/EEC).

Each table comprises  $n$  dimensions, usually five dimensions, one of which corresponds to the regional breakdown (NUTS and wine-growing regions). The dimensions of the tables are given in the form of key words.

At regional level, results are given for the 210 wine-growing regions defined in accordance with Council Regulation (EEC) No 357/79 and, since 1989, for the 13 new Greek wine-growing regions corresponding to a second Greek breakdown; there are therefore two breakdowns for Greece until 1993.

### Forestry statistics

The domain contains data on production and trade of roundwood and forest industry products. The data cover the area of EU-25 and EFTA countries, candidate countries, Canada, USA and Russian Federation. The major groups of primary forest products included are: roundwood, sawnwood, wood-based panels, pulp and paper and paperboard.



## Food 1991–2004

This domain provides access to various sets of statistics related to food products and collected from different statistical sources and covering ‘From farm to fork’.

Only statistics providing information on food products and the food sector and relevant for food safety purposes are included. As an example, only importers from countries outside the EU are presented. Also, priority has been given to presenting data in volume terms rather than in value. The domain also includes statistics on ‘products with distinctive marks’ such as products issued from organic farming and GMO (genetically modified organisms).

The domain is structured in four main chapters:

- from consumption to health: food consumption figures and food-borne and water-borne infectious diseases;
- from production to distribution: organic production, volume of production and trade of quality wines, volume of production and sales of food products, relative price levels of food products, etc.
- inputs to the food chain: volume of agricultural primary production, volume of seeds, consumption of pesticides, main countries from which food products enter the EU territory, etc.
- which actors are involved in the food chain?: number of enterprises and agricultural holdings, etc.

## Organic farming

‘Organic farming’ can be defined as a method of production which places the highest emphasis on environmental protection and, with regard to livestock production, animal welfare considerations. It avoids or largely reduces the use of synthetic chemical units such as fertilisers, pesticides, additives and medicinal products. It has to be understood as a part of a sustainable farming system and a viable alternative to the more traditional approaches to agriculture.

The database contains a set of summary tables intended to provide an overview of the situation regarding organic farming within the European Economic Area. It includes the number of certified operators (producers, transformers and importers), fully converted and under conversion organic agricultural area and organic livestock. The statistical information contained in the database refers only to organic farming practices that comply with EU legislation.

## EXTERNAL TRADE

### ★ External and intra-European Union trade — Statistical yearbook — Data 1958–2005



*Language available: EN only*  
*Format: PDF*  
 ISBN 92-79-00841-2  
 ISSN 1606-3481  
 Cat. No: KS-CV-06-002-EN-C  
 Size: 1 879 Kb

The yearbook on external and intra-European Union trade provides data on long-term trends in the trade of the European Union and its Member States. In particular, it contains annual statistics on the trade flows of the EU with its main trading partners on the one hand and between the Member States on the other. These statistics are broken down by major product groups. The publication also includes extra chapters on the trade of candidate countries and EFTA members.


### ★ External and intra-European Union trade — Pocketbook — Data 1958–2004



*Language available: EN only*  
*Format: paper, 100 pages*  
 ISBN 92-894-9956-7  
 ISSN 1606-3481  
 Cat. No: KS-CV-05-001-EN-C  
*Format: PDF*  
 Size: 829 Kb

The pocketbook on external and intra-European Union trade contains annual time series on trade of the European Union, the euro zone and the 25 Member States. In particular, it provides statistics on trade flows between the EU and its main trading partners with a breakdown by major product groups.

## ★ External trade by enterprise characteristics — Data 2002



*Language available: EN only*

*Format: PDF*

*ISBN 92-79-01619-9*

*ISSN 1725-0749*

*Cat. No: KS-AS-06-002-EN-N*

*Size: 2 600 Kb*

By linking external trade statistics with general business registers it is possible to reconcile trade flows by enterprise characteristics, for instance by sector of activity or by size of traders. In 2005, Eurostat launched a pilot study to test the feasibility of linking and to produce predefined tables. This paper provides an overview of the methodology and a summary of the main findings of the pilot study.

## ★ External and intra-European Union trade — Monthly statistics



*Language available: EN only*

*Format: PDF*

*ISSN 1725-700X*

*Cat. No: KS-AR -06-000-EN-N*

*Periodical*

*Size: 2 180 Kb*

The monthly bulletin on external and intra-European Union trade provides data on short-term trends in the trade of the European Union and its Member States. In particular, it contains monthly statistics on the trade flows of the EU with its main trading partners on the one hand and between the Member States on the other. These statistics are broken down by major product groups. The publication now includes the first estimates for the EU and the euro area.

## ★ Statistics on the trading of goods — User guide



*Language available: EN only*

*Format: paper*

*ISBN 92-79-01577-X*

*ISSN 1725-0153*

*Cat. No: KS-BM-06-001-EN-C*


*Format: PDF*

*Size: 2 311 Kb*

The guide describes the basic methodology used for the compilation of Community statistics on the trading of goods. This publication is

aimed at the general user of these statistics and does not require a specialist background to be understood. The 2006 edition provides some updated information on indices and on the differences between EU statistics and those published by Member States.”

### ★ Quality report on international trade statistics



*Language available: EN only*

*Format: paper*

*ISBN 92-79-02150-8*

*ISSN 1725-0749*

*Cat. No: KS-AS-06-001-EN-C*

*Format: PDF*

*Size: 3 317 Kb*

The purpose of this quality report is to provide the users of the European Union foreign trade statistics with a tool for assessing the quality of these statistics. It provides a summary of the main quality indicators which are: timeliness, accuracy, accessibility, clarity, comparability and coherence. The quality report is updated annually.

### ★ Panorama of European Union trade — Data 1988–2001



*Languages available : EN + DE/FR in PDF only*

*Format: paper, 44 pages*

*ISBN 92-894-5318-4*

*Cat. No: KS-DJ-03-001-EN-C*

*Format: PDF*

*Size: 697 Kb*

*Price (excluding VAT): € 15*

This ‘Panorama’ sets out to describe the features and trends of the EU external trade during the period 1988–2001. It emphasises the place of the European Union on the world market and analyses its trade with its main trading partners as well as the goods exchanged. The Panorama also looks into the trade between the Member States and of the euro area. The impact of the enlargement is tackled in a specific chapter.



## ★ Intra- and extra-EU trade data — Combined nomenclature (DVD) — Comext



*Format: Monthly DVD*

*Languages available: Trilingual edition in DE/EN/FR*

*ISSN 1017-6594*

*Cat. No: KS-CK-06-000-3A-Z*

*Periodical*

*Subscription code: OCDR00*

*Single copy price (excluding VAT): € 40*

*Annual subscription price (excluding VAT): € 210*

This DVD-ROM is published monthly. It contains statistics of trade of Member States (25 countries), classifications of countries and products, methodological notes, notes on the state of data availability and the user manual. In addition, it includes the Europroms data (European production and market statistics).

## ★ Geonomenclature



*Languages available: DE, EN, FR*

*Format: PDF*

*ISBN 92-894-9347-X*

*ISSN 1725-0153*

*Cat. No: KS-BM-05-002-EN-N*

*Size: 3 210 Kb*

The purpose of this publication is to provide users with all the supplementary information on the Geonomenclature 2005 that is essential to understand its content and to illustrate the changes in country codes in order to facilitate analysis of the results of the statistics on the European Union's external trade.



**STATISTICS IN FOCUS***(selection of issues published up to the end of September 2006)*

- **Extra EU-25 trade in goods by mode of transport — Issue No 2/2006**

This publication on trade by mode of transport focuses on the extra-EU trade of goods between the EU-25 and its main partners and with world regions such as Africa, America and Asia. For the reference years 1999 and 2004, the following modes of transport are considered: air, fixed installation (including pipelines), rail, road and sea.

*Product code: KS-NO-06-002*

*PDF file: 106 Kb — Issue date: 20.9.2006*

- **Trade between EU-25 and neighbouring countries by mode of transport — Issue No 1/2006**

This publication on trade by mode of transport focuses on imports and exports of goods between the EU-25 Member States and their neighbouring countries such as the candidate countries, CARDS, EFTA, TACIS, Mediterranean and other European countries. For the reference period 1999–2004, the following modes of transport are considered: air, fixed installation (including pipelines), rail, road and sea.

*Product code: KS-NO-06-001*

*PDF file: 182 Kb — Issue date: 20.9.2006*

## ►► DATABASES

### External trade long-term indicators

This domain contains annual time series for the EU and the euro area as well as for each of the EU Member States starting from 1990 (for the longest series) up to the last year available. It presents gross values and indices with breakdowns according to the one-digit level of the SITC classification and main trading partners. Series are available for imports, exports and trade balances.

### External trade short-term indicators

This domain contains macroeconomic series for the EU and the euro area as well as for each of the EU Member States from January 1989 (for the longest series) until the last month published in the external trade press release. It presents, simultaneously, gross values, indices and the corresponding seasonally adjusted data. The data are given at the one-digit level of the SITC classification, by broad economic categories (BEC) and for the main trading partners, with series for each flow: imports, exports and trade balances.

### External trade detailed data

This domain contains monthly time series for the EU and the euro area as well as for each of the EU Member States from January 1995 (for the longest series) until the last month available. It presents the gross values and quantities of the imported and exported goods. Data are given by trading partner, with products classified according to each level of the combined nomenclature (CN8, HS6, HS4 and HS2) and according to the levels 1, 2, 3 and 5 of the SITC nomenclature.





## TRANSPORT

★ **Transport by air and sea —  
National and international intra- and extra-EU —  
CD-ROM — 2007 edition**



*Language available: EN only*  
*Format: CD-ROM/DVD*  
*ISBN 978-92-79-04620-9*  
*ISSN 1830-6209*  
*Cat. No: KS-DG-07-001-EN-Z*

Detailed statistics on passenger and freight transport by air and sea for the EU Member States, candidate and EEA countries 2004/05.

★ **Road freight transport methodology —  
Volume 1: Reference manual for the implementation  
of Council Regulation (EC) No 1172/98 on statistics  
on the carriage of goods by road**



*Languages available: DE, EN, FR*  
*Format: paper*  
*ISBN 92-894-9880-3*  
*ISSN 1725-0188*  
*Cat. No: KS-BI-05-001-EN-C*  
*Format: PDF*  
*Size: 2 393 Kb*

The adoption of Council Regulation (EC) No 1172/98 in May 1998 marked an important step forward in the evolution of Community transport statistics in the European Union. This regulation provides a legal base for the collection of a wide range of data on road freight transport. This reference manual aims to provide detailed guidance for Member States and candidate countries engaged in the implementation of this regulation. This guidance falls into three parts: Part A — recommendations for sample surveys of the transport of goods by road; Part B — recommendations for the variables, definitions and explanatory notes; Part C — rules for transmission of data to Eurostat, data validations carried out by Eurostat and rules for data dissemination by Eurostat. The current edition is for the first time published in 2 volumes: Volume 1: Reference manual in English, French and German and Volume 2: Methodologies used in surveys of road freight transport in Member States and candidate countries (in English only).

★ **Road freight transport methodology —  
Volume 2: Methodologies used in surveys of road  
freight transport in Member States and candidate  
countries**



*Language available: EN only*  
*Format: paper*  
 ISBN 92-894-9925-7  
 ISSN 1725-0188  
 Cat. No: KS-BI-05-002-EN-C  
*Format: PDF*  
 Size: 594 Kb

The adoption of Council Regulation (EC) No 1172/98 in May 1998 marked an important step forward in the evolution of Community transport statistics in the European Union. This regulation provides a legal base for the collection of a wide range of data on road freight transport. This reference manual aims to provide detailed guidance for Member States and candidate countries engaged in the implementation of this regulation. This guidance falls into three parts: Part A — recommendations for sample surveys of the transport of goods by road; Part B — recommendations for the variables, definitions and explanatory notes; Part C — rules for transmission of data to Eurostat, data validations carried out by Eurostat and rules for data dissemination by Eurostat. The current edition is for the first time published in 2 volumes: Volume 1: Reference manual in English, French and German and Volume 2: Methodologies used in surveys of road freight transport in Member States and candidate countries (in English only).


★ **Energy, transport and environment indicators  
pocketbook**



*Language available: EN only*  
*Format: paper*  
 ISBN 92-79-02260-1  
 ISSN 1725-4566  
 Cat. No: KS-DK-06-001-EN-C  
*Format: PDF*  
 Size: 4 322 Kb

This pocketbook comprises a broad set of data collected by Eurostat and the European Environment Agency. The objective of this publication is to provide an overview of the most relevant indicators on energy, transport and environment, with particular focus on sustainable development. It presents data for the EU Member States, candidate and EFTA countries.

## ★ Glossary for transport statistics



*Languages available: EN, FR*  
*Format: paper*  
*ISBN 92-894-4942-X*  
*Cat. No: KS-BI-03-002-EN-C*  
*Format: PDF*  
*Edition: 2004*

The *Glossary for transport statistics* was published for the first time in 1994 with the purpose of assisting member countries during the collection of data on transport made by UNECE, ECMT and Eurostat through the common questionnaire. The glossary now comprises 533 definitions and represents a point of reference for all those involved in transport statistics.

### STATISTICS IN FOCUS

(selection of issues published up to the end of September 2006)

- **Passenger transport in the European Union — Issue No 9/2006**

This publication includes data on passenger transport in the EU Member States, and EFTA countries. The figures are presented at country level and include all inland transport modes.

*Product code: KS-NZ-06-009*  
*PDF file: 124 Kb — Issue date: 19.9.2006*

- **Road freight transport 1999–2004: cabotage and transport with non-EU countries — Issue No 8/2006**

This new publication on road freight transport focuses on cabotage transport and transport with non-EU countries. It covers data reported by EU Member States and Norway for the years 1999–2004.

*Product code: KS-NZ-06-008*  
*PDF file: 422 Kb — Issue date: 5.7.2006*

- **Air transport between the EU and the USA — Issue No 7/2006**

This publication includes data on air passenger transport between the EU and the USA mainly for 2003 and 2004 covering the number of passengers at country, airport and route level as well as the number of flights. Data on air freight transport is also shown for 2004.

*Product code: KS-NZ-06-007*  
*PDF file: 498 Kb — Issue date: 30.6.2006*

## ▶ DATABASES

### Railway transport

This domain presents aggregated data from the common questionnaire (Eurostat/UNECE/ECMT) and detailed annual and monthly freight transport data from Council Directive 80/1177/EEC of 4 December 1980.



### Road transport

This domain contains aggregated data from the common questionnaire (Eurostat/UNECE/ECMT) and detailed annual and quarterly freight transport data from Council Directive 78/546/EEC of 12 June 1978, as amended by Council Directive 89/462/EEC of 18 July 1989.

Since 1999, the data included in the 'romegood', 'romegonr' and 'romecabo' tables are derived from microdata collected under Council Regulation (EC) No 1172/98.

### Inland waterways transport

This domain gives information on aggregated data from the common questionnaire (Eurostat/UNECE/ECMT) and detailed annual, quarterly and monthly freight transport data from Council Directive 80/1119/EEC of 17 November 1980.

### Oil pipeline transport

This domain gives information on aggregated data from the common questionnaire (Eurostat/UNECE/ECMT) on oil pipelines following the definition set up in the Eurostat-UNECE-ECMT *Glossary for transport statistics*.

### Maritime transport

This domain presents quarterly and annual data based on Council Directive 95/64/EC of 8 December 1995. It contains information on seaborne transport of goods, passenger movements and vessels calling at ports.

### Air transport

This domain gives information on the total passengers and tonnage of freight transported (in tons) at the levels of airport pairs, airports, countries or regions of the world.

## ENVIRONMENT AND ENERGY

★ **Environmental statistics in the Mediterranean countries — Compendium 2005**

*Languages available: EN, FR*  
*Format: paper, 140 pages*  
*ISBN 92-79-01539-7*  
*Cat. No: KS-74-06-823-EN-C*  
*Format: PDF*  
*Size: 3 939 Kb*  
*Price (excluding VAT): € 30*

This publication is the second environmental statistics compendium produced by Eurostat with data coming from the national statistics offices (NSOs) of the EU's 12 southern and eastern Mediterranean partner countries. It presents the data and the metadata collected within these 12 countries in the framework of the Medstat Environment project, including a whole set of general indicators plus more specific indicators concerning soils, forests, water, marine environment, biodiversity, atmospheric pollution and production and treatment of solid wastes. Certain tables help to make comparisons at a regional level, while others illustrate the historical evolution at a national level.

★ **Gas and electricity market statistics — Data 1990–2006**

*Language available: EN only*  
*Format: paper*  
*ISBN 92-79-02837-5*  
*ISSN 1830-0472*  
*Cat. No: KS-76-06-289-EN-C*  
*Format: PDF*  
*Size: 7 883 Kb*

This is a new upgraded Eurostat publication which substitutes the previous publications *Energy prices*, *Gas prices* and *Electricity prices* and gives an overall quantitative overview of the evolution especially of the liberalised gas and electricity markets. This new publication consists of a 'classical' paper part and an accompanying CD-ROM, where time series of relevant data, tables, older relevant publications in PDF format, legal acts etc. and other added-value features are included. It is enriched with illustrative texts and graphs, analyses referring to trends and data and provides basic quantitative information on gas and electricity prices, as well as on structures for gas and electricity existing in each country. It also includes statistical information on selected indicators. Reporting countries are all 25 Member States.

## ★ Panorama of energy — Energy statistics to support EU policies and solutions — 2007 edition



*Language available: EN only*

*Format: paper*

*ISBN 92-79-03894-X*

*Format: PDF*

*Cat. No: KS-76-06-604-EN-C*

This first edition of the *Panorama of energy* endeavours to deliver global characteristics of the energy situation in Europe, using the most recent official data available in Eurostat. It covers the main energy themes for the EU-25 as well as for each individual Member State and quantifies them. Community energy policies receive deserved attention, and, in order to demonstrate the dynamic nature of the subject and how new policies call for new solutions, a few statistical projects will illustrate recent development work in cooperation with the Member States. A CD is included which, apart from a substantial amount of documentary information, invites the reader to review statistical data by means of an easy-to-use numerical presentation tool.

## ★ Energy — Yearly statistics — Data 2004



*Language available: EN only*

*Format: paper, 468 pages*

*ISBN 92-79-02064-1*

*ISSN 1609-4190*

*Cat. No.: KS-CN-06-01-3A-C*

*Format: PDF*

*Size: 1 356 Kb*

*Price (excluding VAT): € 30*

The first chapter of this yearbook covers the characteristic data of energy economics in recent years. The second chapter gives an overall view of the trends for the principal aggregates, taken from the 'energy supplied' balance-sheets of the European Union in tonnes of oil equivalent. Chapters 3–7 give historical series for each energy source for the principal aggregates characterising the structure of energy economics. All EU-25 Member States are covered, the accession countries Bulgaria and Romania, the candidate countries Croatia and Turkey, as well as the EEA countries Iceland and Norway.

## ★ Energy balance sheets — Data 2003–2004



*Language available: EN only*  
*Format: PDF*  
 ISBN 92-79-02063-3  
 ISSN 1725-3144  
 Cat. No: KS-DM-06-001-3A-N  
 Size: 1 900 Kb

The current publication, which is exclusively devoted to the global energy balance sheets, presents, for the years 2003 and 2004, the balance sheets expressed in specific units and in tonnes of oil equivalent, for each Member State and candidate country of the European Union, Norway and Iceland. The balance sheets have been constructed according to Eurostat's methodology for energy balances, where all the operations are harmonised on the basis of the energy content of each source and form of energy, without any hypothetical substitutions, nor any calculation of equivalence.

## ★ Energy — Monthly statistics



*Languages available: DE/EN/FR*  
*Format: PDF*  
 ISSN 0258-3569  
 Cat. No: KS-BX-06-000-3A-N  
 Periodical  
 Size: 1 435 Kb

The latest monthly statistics available in Eurostat for energy are presented for each Member State, Bulgaria, Romania and Norway. The statistics for the corresponding months in the previous year are also included, as well as the annual statistics for the preceding year as summed-up for the statistics on individual months. Additionally, the statistics for the EU, EU-15 and the euro area are given.



## ★ Waste generated and treated in Europe — Data 1995–2003



*Language available: EN only*

*Format: paper*

*ISBN 92-894-9996-6*

*Cat. No: KS-69-05-755-EN-C*

*Format: PDF*

*Size: 4 065 Kb*

The 2005 edition presents an update of the successful 2003 publication on *Waste generated and treated in Europe*. It is the last publication based on the data collection via the joint OECD/Eurostat questionnaire. In 2006, this questionnaire will be replaced by reporting under the waste statistics regulation. This publication provides important baseline data for the implementation of national and European policies on waste management. In addition, it informs about the new legally covered reporting scheme.”

## ★ Environmental expenditure statistics — Industry data collection handbook



*Languages available: DE, EN, FR*

*Format: paper*

*ISBN 92-894-9687-8*

*ISSN 1725-0218*

*Cat. No: KS-EC-05-002-EN-C*

*Format: PDF*

*Size: 2 867 Kb*

In order to respond to the need for structural business statistics, extended under Council Regulation (EC, Euratom) No 58/97 to include environmental protection expenditure, Eurostat has produced this publication in collaboration with the Member States and the accession and EFTA countries. It is designed as a practical aid to compiling statistics on environmental protection expenditure by industry and describes each step in the process, either by means of an explanatory text or on the basis of examples taken from the experience of various countries.



★ **OECD/Eurostat environmental protection expenditure and revenue joint questionnaire / SERIEE environmental protection expenditure account — Conversion guidelines**



*Language available: EN only*  
*Format: PDF*  
*Cat. No: KS-EC-05-011-EN-N*  
*Size: 391 Kb*

The conversion guideline describes the differences between the system of environmental protection expenditure account (EPEA) and the joint questionnaire (JQ) for environmental protection expenditures. A number of countries are already using EPEA results as a basis for data reporting in the JQ. However, comparison between EPEA publications and data reported in the JQ shows that there are often differences both in terms of data quantity and in actual figures. This publication is aimed at the compilers of these statistics and might require a specialist background to be understood.

#### STATISTICS IN FOCUS

*(selection of issues published up to the end of September 2006)*

- **The coal industry in the European Union in 2004 and 2005 — Issue No 14/2006**

Describes the evolution of coal industry in the European Union from 2004 to 2005, including primary production, colliery stocks, consumption, imports and exports of coal, production, stocks at coking plants, imports and exports of coke-oven coke.

*Product code: KS-NQ-06-014*  
*PDF file: 87 Kb — Issue date: 23.9.2006*

- **Statistical aspects of the energy economy in 2005 — Issue No 13/2006**

This publication provides a first overview of the energy economy in 2005 based on monthly cumulated data for each EU Member State, as well as the EU-25, EU-15 and the euro area. Production and consumption trends are outlined for the principal energy commodities — oil, natural gas, solid fuels, nuclear and primary electrical energy. The main indicators such as energy dependence rate and energy intensity are presented. In addition, heating degree days calculated on the basis of a common Eurostat methodology are also included.

*Product code: KS-NQ-06-013*  
*PDF file: 147 Kb — Issue date: 21.9.2006*

- **Electricity prices for EU households and industrial consumers on 1 January 2006 — Issue No 11/2006**

This publication on electricity prices in the European Union includes prices for household and industrial consumers referring to 1 January 2006. Details on the price evolution over the last three years are given for the EU-15 average, as well as on the evolution of all national prices by comparing them to price data of 12 months ago. Detailed tables with price data for all household and industrial consumers are available for EU Member States, some candidate countries and Norway.

*Product code: KS-NQ-06-011*

*PDF file: 110 — Issue date: 11.7.2006*

- **Air pollutant emissions in the Mediterranean partner countries — Issue No 9/2006**

This *Statistics in Focus* results from data collection initiated by the Medstat environment programme. It presents the emissions of greenhouse gases and other air pollutants in the Mediterranean partner countries including their sources and trends over time. This is important information with regard to the discussion about the driving forces for climate change.

*Product code: KS-NQ-06-009*

*PDF file: 160 Kb — Issue date: 9.6.2006*

## ►► DATABASES

### Environment statistics

The data in this domain focus on the environment and the impact of economic activities on it.

The following areas are covered:

- waste generation and treatment, including recycling;
- water resources and use wastewater treatment;
- environmental protection expenditure;
- environmental taxes;
- plant protection products (sales and usage);
- air pollution and climate change;
- land use.

Two additional data collections cover the impact of specific economic sectors. The part on agriculture includes data on pesticides, fertilisers and organic farming, the part on transport covers various environmental aspects including transport efficiency and prices.

The chapter on environmental protection expenditure delivers detailed data on private and public spending on the protection of the environment.



## Energy

The domain 'Energy' covers a broad spectrum of data.

**Energy quantities:** Annual data on crude oil, oil products, natural gas, electricity, solid fuels and renewables covering the full spectrum of the energy balance positions from supply through transformation to final energy consumption by sector and fuel type.

Monthly data on crude oil, oil products, natural gas, electricity and solid fuels, covering mainly the supply side.

**Energy prices:** Half-yearly data on electricity and natural gas prices both for industrial end-users as well as for households; together with pump prices of premium unleaded gasoline 95 RON and diesel oil, as well as prices of heating oil and residual fuel oil. Prices are provided without taxes, with VAT and with all taxes included in monetary units (euro, national currencies and purchasing power parities).

**Energy indicators:** Seven selected energy indicators belonging to the major collection 'Structural indicators' and four indicators belonging to the collection 'Euro indicators' are included.

**Nuclear power stations (historical collection):** This historical collection comprises monthly and annual data (last update: December 2001) on selected indicators, such as load factors, maximum output capacity, net thermal efficiency, etc. by nuclear power operator.

## SCIENCE AND TECHNOLOGY

★ **Science, technology and innovation in Europe**

*Language available: EN only*

*Format: paper*

*ISBN 92-79-02577-5*

*Cat. No: KS-76-06-203-EN-C*

*Format: PDF*

*Size: 5 561 Kb*

*Price (excluding VAT): € 25*

This publication presents statistics on Europe's recent performance in research and development, innovation, high-tech industries and knowledge-based services, patenting and human resources in science and technology. Relevant and meaningful indicators in these areas are paramount in informing the public and policy-makers as to where Europe stands in moving towards more knowledge and growth. This information is also necessary to better gauge how Europe is evolving, compared with the United States, Japan, China, the Russian Federation and other main economies.

★ **Science and technology in Europe —  
Data 1990–2004 — Pocketbook**

*Language available: EN only*

*Format: paper*

*ISBN 92-894-8798-4*

*ISSN 1725-5821*

*Cat. No: KS-EA-06-001-EN-C*

*Format: PDF*

*Size: 3 913 Kb*

This publication presents statistical data and indicators based on a number of data sources available at Eurostat (mainly related to science, technology, innovation and regions). It provides the reader with statistical information to appreciate the evolution and composition of science and technology (S & T) in Europe and its position with regard to its partners. The pocketbook is divided into nine chapters including: key R & D input and output indicators (R & D expenditure, R & D personnel and government budget appropriations or outlays on R & D (GBAORD)); patents; high technology; regional overview of S & T, looking at the top European regions and at the best-performing region of each country; human resources in S & T fields (HRST); main conclusions of the Community innovation statistics 2002/03. Another chapter gives some general statistics concerning population, gross domestic product (GDP) and employment.

## ★ Data production methods for harmonised patent statistics: assignee sector allocation



*Language available: EN only*

*Format: PDF*

*ISBN 92-79-02499-X*

*ISSN 1725-0838*

*Cat. No: KS-AV-06-001-EN-N*

*Size: 2 163 Kb*

In 2004, the interinstitutional Patent Statistics Task Force decided to create a worldwide statistical database under the acronym of Patstat, which has to be understood as one single patent statistics raw database, held by the EPO and developed in cooperation with WIPO, OECD and Eurostat. Considering that industrial innovative activity has created a need for refinements in patent indicators, sector assignment has thus become a necessary condition for further analysis of the dynamics underlying technological performance. The document presents the methodology developed to produce an exhaustive sector assignment aiming to identify whether patentees are companies, universities and higher education institutions, or governmental agencies within Patstat. The paper also delineates paths for further improvements of the methodology within the world of researchers and analysts.



## ★ Data production methods for harmonised patent statistics: patentee name harmonisation



*Language available: EN only*

*Format: PDF*

*ISBN 92-79-02500-7*

*ISSN 1725-0838*

*Cat. No: KS-AV-06-002-EN-C*

*Size: 1 878 Kb*

In 2004, the interinstitutional Patent Statistics Task Force decided to create a worldwide statistical database under the acronym of Patstat, which has to be understood as one single patent statistics raw database, held by the EPO and developed in cooperation with WIPO, OECD and Eurostat. The document presents a method for cleaning and harmonising the names of patent applicants within Patstat. This method was defined on the basis of already existing approaches. Its main working steps are related to character cleaning and standardising, legal form indication removal, non-significant character removal, approximate string searching, keyword searching etc. The application of the method leads to a considerable reduction of name diversity after name cleaning. This improves the data quality of the patent raw data and the aggregated patent statistics thoroughly.

## ★ Oslo manual 2005



*Languages available: EN, FR*

*Co-editor: OECD*

Guidelines for collecting and interpreting innovation data.

The ability to determine the scale of innovation activities, the characteristics of innovating firms, and the internal and systemic factors that can influence innovation is a prerequisite for the pursuit and analysis of policies aimed at fostering technological innovation. The Oslo manual is the foremost international source of guidelines for the collection and use of data on innovation activities in industry. This second edition has been updated to take account of the progress made in understanding the innovation process, the experience gained from the previous round of innovation surveys, the extension of the field of investigation to other sectors of industry and the latest revisions of international standard classifications.

## ★ The EU-15's new economy: a statistical portrait



Language available: EN only

Format: paper

ISBN 92-894-9058-6

ISSN 1725-0838

Cat. No: KS-AV-05-001-EN-C

Format: PDF

Size: 732 Kb

The working paper *The EU-15's new economy: a statistical portrait* offers a statistical portrait of the EU-15 which makes it possible to benchmark the countries involved in terms of how they are managing to achieve the goals set in the Lisbon strategy. It is both comprehensive — covering a broad spectrum of phenomena relevant to the new economy — but at the same time compact, restricting itself to a set of 50 key indicators. Because of this, the publication provides the reader with a well-considered and practical overview of how Europe is performing with regard to the Lisbon agenda. This working paper is one of the results of the project 'New economy statistical information system' (NESIS), which was carried out under the fifth EU framework programme for research and technological development (FP5). Further information on the NESIS project is available at the project website <http://nesis.jrc.it>. This publication exists only in English.

### STATISTICS IN FOCUS

(selection of issues published up to the end of September 2006)

- **Trade in high-tech products — Issue No 14/2006**

This *Statistics in Focus* publication analyses the high-tech trade in the EU Member States, the United States and Japan. In 2004, the EU-25 was the leading economy in the world when looking at the value of high-tech exports and imports. Good progress was, in particular, observed in the new EU Member States. Products related to electronics and telecommunications had the highest trade share in all the three economies of the triad.

Product code: KS-NS-06-014

PDF file: 215 Kb — Issue date: 15.9.2006

- **High-tech industries and knowledge-based services — Issue No 13/2006**

This publication presents data showing the importance of R & D and human resources in science and technology. HRST represented 47 % of total employment in services, but only 29 % in the manufacturing sector in 2004, the share of scientists and engineers (S & E) among HRST varying markedly across sectors. In the total services sector, the proportion of women among HRST was higher than in the manufacturing sector. In 2003, the proportion of researchers among business enterprise R & D personnel was generally higher in the high-tech manufacturing sector than in the manufacturing sector as a whole.

Product code: KS-NS-06-013

PDF file: 200 Kb — Issue date: 23.8.2006

- **Measuring gender differences among Europe's knowledge workers — Issue No 12/2006**

In 2004, only 29 % of Europe's scientists and engineers were women, working with a share of 88 % in services. Out of the male scientists and engineers, the corresponding proportion was 67 %. The unemployment rate is higher with female scientists compared to male ones, even if these differences seem to have diminished in recent years.

*Product code: KS-NS-06-012*

*PDF file: 280 Kb — Issue date: 21.8.2006*

- **Tourism and the Internet in the European Union — Issue No 20/2006**

This publication takes a look at the specific usage the accommodation sector makes of information technologies in general and of the Internet in particular, using the results of the 2005 Community surveys on ICT usage. While the accommodation sector is largely ahead of other sectors in its usage of information technologies for managing client relationships, it lags behind other sectors as regards the full implementation of e-business. One explanatory factor might be the low uptake of broadband technologies that would allow more information to be conveyed at a faster speed.

*Product code: KS-NP-06-020*

*PDF file: 850 Kb — Issue date: 18.8.2006*

- **How skilled are Europeans in using computers and the Internet? — Issue No 17/2006**

This publication takes a look at Europeans' inclusion in the information society, more specifically at their 'e-skills' in using information and communication technologies, using the results of the 2005 Community survey on ICT usage in households and by individuals 'The digital divide in Europe' (Issue No 38/2005)

*Product code: KS-NP-06-017*

*PDF file: 140 Kb — Issue date: 20.6.2006*

- **Use of the Internet among individuals and enterprises — Issue No 12/2006**

This issue sets out to highlight some of the initial results of the 2005 Community surveys on ICT usage in enterprises and households. Included are Internet access and broadband connectivity, regular Internet usage by individuals and electronic commerce on the Internet.

*Product code: KS-NP-06-012*

*PDF file: 420 Kb — Issue date: 6.4.2006*

## ►► DATABASES

### Research and development

R & D indicators are often considered as a main driver for economic development, innovation and growth. This domain provides users with data concerning R & D expenditure and R & D personnel, broken down by the following institutional sectors: business enterprise, government, higher education, private non-profit and the total of all sectors. Data are compiled and broken



down further using the guidelines laid out in the *Proposed standard practice for surveys of research and experimental development*, 'Frascati manual', OECD, 2002.

Data are available for the EU Member States, Iceland, Norway, the candidate countries, Japan and the United States. Until 2003, data on R & D were collected under gentleman's agreement. From the reference year 2003 onwards, the data collection is based on the Commission Regulation (EC) No 753/2004 on statistics on science and technology.

### **Employment in high-technology sectors**

This domain provides users with data concerning employment in both manufacturing and service high-technology sectors according to region (up to NUTS 2 level) for the EU-15 Member States. The data are obtained from the Community labour force survey (theme 'Population and social conditions') and are expressed in absolute terms and as a percentage of total employment.

### **Human resources in science and technology**

This domain provides users with data concerning human resources in science and technology (HRST). Breakdowns are given according to gender, age, region, sector of activity, occupation and educational attainment, although it should be noted that not all combinations are possible. The data on stocks and also mobility are obtained from the Community labour force survey while data on education come from the education database, both of which are in the theme 'Population and social conditions'.

### **Survey on innovation in EU enterprises**

This domain covers statistics on the number of enterprises having introduced new or improved products or processes, turnover of new and improved products, innovation expenditure, objectives and hampering factors for innovation in the business enterprise sector (all manufacturing industries and several service industries).

Data from the CIS 2 covers the period 1996–98, CIS 3 data covers the period 1998–2000. The Community innovation survey (CIS) is a survey on innovation activity in enterprises covering EU Member States, EU candidate countries, Iceland and Norway.

All aggregations and indicators presented in this collection are based on data from the national CIS 2 and CIS 3 data collections.

### **Research and development: government budget appropriations or outlays on R & D**

Government budget appropriations or outlays for R & D (GBAORD) are a way of measuring government support to R & D activities, or, in other words, how much priority governments place on publicly funding R & D.



GBAORD data include all appropriations allocated to R & D in central government or federal budgets. Government R & D appropriations are broken down by socio-economic objectives on the basis of NABS (*Nomenclature for the analysis and comparison of scientific programmes and budgets*, Eurostat, 1994).

The data are obtained from the Member States, candidate countries, Iceland and Norway whereas those for Japan and the United States come from the OECD — Main science and technology indicators (MSTI).

### **European and US patenting systems**

This domain provides users with data concerning patent applications to the European Patent Office (EPO) and patents granted by the United States Patent and Trademark Office (USPTO). In the 'Patent applications to EPO by date of filing' collection, data are given at national and regional levels for both total patents and patents in high-technology fields. Data have been provided by the EPO and are broken down according to the international patent classification (IPC). Data in the 'Patent granted by USPTO by date of publication' collection have been provided by the USPTO and are available at national level only.





European Commission

**Mini-guide – Eurostat databases and publications**

Luxembourg: Office for Official Publications of the European Communities

2007 – 97 pp. – 21 x 10.5 cm

ISBN 92-79-02952-5

ISSN 1725-5961



## **How to obtain EU publications**

Our priced publications are available from EU Bookshop (<http://bookshop.europa.eu>), where you can place an order with the sales agent of your choice.

The Publications Office has a worldwide network of sales agents. You can obtain their contact details by sending a fax to (352) 29 29-42758.

