

# Statistical references

Brief information on Eurostat products and services

## Contents

### Focus

Sustainable development indicators ..... 2-3

### New publications and databases

General and regional statistics..... 3

Economy and finance..... 6-7

Population and social conditions ..... 8-10

Industry, trade and services ..... 10-11

Agriculture and fisheries..... 12-13

External trade..... 14-15

Transport ..... 15-16

Environment and energy..... 16-17

Science and technology ..... 17-18

Eurostat in brief..... 19

Eurostat on the Internet ..... 20

### User support and the Eurostat website: an update

For more than a year, Eurostat has offered its products and services free of charge and easily accessible on its website in accordance with the free dissemination strategy. Right from the start, user support helped put into practice this policy. In the course of one year, however, both website and user support have undergone a number of modifications.

The user friendliness of website functionalities has been considerably improved, taking into account the observations and recommendations of the users and the findings of a benchmarking exercise. Among other amendments, the number of extractable cells was increased considerably. Further projects to reinforce usability are in the pipeline, including the improvement of the search functionalities.

The three-level support helps users to find data, methodology and publications, and has been as well subject to several improvements. On the level of online help, the content of the website was amended. To ease the troubleshooting for the most common problems, the number of FAQs was increased and they were structured in application areas. Efforts have been made to improve the methodology and documentation. To be able to provide a fast and efficient service in nearly all European languages, Eurostat collaborates with the national support centres for the treatment of user requests. Two more national support centres could be integrated in the network and, by now, 22 countries participate in the programme, providing support in 20 languages. To improve their service, cooperation between those national centres and Eurostat is fostered by providing information, quality controls and training on a regular basis. The national institutes report on their activities and provide user feedback which is taken into consideration for further improvements.

The amendments led to a higher level of user satisfaction, in particular concerning the technological aspects for which a decrease of requests could be observed. The approach of providing more sophisticated tools to find and download data and publications has been successful and accepted by the user.

Efforts to improve our website and the user support will proceed, and we will keep you informed about Eurostat's activities in the upcoming issue of *Statistical references*.

*Gunter Schäfer*  
Head of Unit «Dissemination»

*Our mission is to provide the European Union with a high-quality statistical information service.*

EUROPEAN COMMISSION



# Sustainable development indicators

The EU sustainable development strategy, adopted by the European Council in Gothenburg in June 2001, aims to reconcile economic development, social cohesion and protection of the environment. Monitoring progress towards this overarching goal is an essential part of the strategy.

A set of indicators has consequently been developed to monitor, assess and review the EU's sustainable development strategy. Eurostat was assisted in this work by a group of national experts – the 'sustainable development indicators task force'.

The indicators are organised within 10 themes which cut across the economic, social and environmental dimensions. These themes reflect the political priorities



© European Communities

of the strategy and related subsequent political commitments. Data are available on Eurostat's website.

A first progress report analysing trends

in the indicators has been published recently. Further reports are planned every two years as a contribution to the review of the strategy. ■



## RELATED PRODUCTS

### ★ Measuring progress towards a more sustainable Europe – Sustainable development indicators for the European Union – Data 1990–2005



*Format: paper, PDF*  
*Language version: EN, FR, DE*  
*Catalogue No: KS-68-05-551-EN-C*  
*ISBN: 92-894-9768-8*  
*Price: EUR 30*  
*PDF file: 4 105 kB, 231 pages*

This publication, aimed at the general public as well as decision-makers, provides a first progress report on the implementation of the sustainable development strategy, launched by the European Council in Gothenburg in 2001. It focuses on quantitative trends, restricting the analysis to the set of sustainable development indicators (SDI) adopted by the European Commission in February 2005, and provides a useful complement to the Commission's communication on the review of the sustainable development strategy. Trends are assessed against policy objectives to inform the readers about the achievements, trade-offs, and failures in achieving the commonly agreed objectives. The data presented cover the period from 1990 to 2005 (or the latest year available). The emphasis is on the visualisation of trends – the actual data can be downloaded from the Eurostat SDI webpage. The wide range of themes covered illustrates both the practical implications of sustainable development for EU citizens, and the complexity of issues involved. This report should contribute to raising awareness of the opportunities and challenges lying ahead.

### ★ EU Member State experiences with sustainable development indicators



*Format: PDF*  
*Language version: EN only*  
*Catalogue No: KS-AU-04-001-EN-N*  
*ISBN: 92-894-5054-1*  
*ISSN: 1725-0803*  
*PDF file: 620 kB, 95 pages*

At Gothenburg in 2001, the European Council agreed an EU strategy for sustainable development, based on the principle that the economic, social and environmental effects of all policies should be taken into account in decision-making. The strategy also foresees the development of a set of sustainable development indicators. Most Member States have drawn up national sustainable development strategies, and identified a set of indicators for these strategies. These reflect the Member States' own priorities, and may differ from those at EU level. This report is a study of the experiences of the 15 EU countries in this area. Over time, as priorities change, new issues emerge and new international commitments are entered into, the sets of indicators may change. This study provides an overview of the process up to October 2002.

## STATISTICS IN FOCUS

Coming soon (spring 2006)

**Are our production and consumption patterns sustainable? (provisional title)**

Production and consumption patterns are at the heart of sustainable development. Many environmental and health problems are connected to the production, use and disposal of goods used within a country. Moreover, if essential scarce resources are depleted before affordable replacements are found, this will pose a serious threat to economic development. This report examines recent trends in eco-efficiency, consumption patterns, agriculture and corporate social responsibility, and evaluates progress towards EU policy objectives in these areas.



© PhotoDisc

This part of *Statistical references* provides you with information about the most recent publications from the Eurostat catalogue. For each theme, we present related issues in the *Statistics in focus* series as well as the database domains, which give further information.

Please keep in mind that nearly all Eurostat publications are available in electronic format (PDF) and can be obtained via our Internet site. Hard copies can be purchased from the Publications Office's sales network. For more detailed information concerning the purchase of Eurostat products, please see page 19. All prices indicated are exclusive of VAT and postage and packaging.

## DATABASES

### Web pages dedicated to sustainable development indicators

More information about sustainable development and the EU set of sustainable development indicators can be found on Eurostat's website at:

<http://europa.eu.int/comm/eurostat/sustainabledevelopment>

This section of Eurostat's website provides an introduction to the EU set of sustainable development indicators, access to predefined tables and graphics, a repository of background documents, and links to related information sources within the Commission and elsewhere.

Detailed information is available on the following themes:

- economic development
- poverty and social exclusion
- ageing society
- public health
- climate change and energy
- production and consumption patterns
- management of natural resources
- transport
- good governance
- global partnership

# New publications and databases

	<b>Comments</b>	These pictograms will help you to identify the specific content as well as the language version(s) available of each Eurostat publication described in this issue of <i>Statistical references</i> .
	<b>Tables</b>	
	<b>Graphs</b>	
	<b>Maps</b>	

Language codes: DE (German), EN (English), FR (French)

## GENERAL AND REGIONAL STATISTICS

### ★ Europe in figures – Eurostat yearbook 2005



**Format:** paper, PDF  
**Language versions:** DE, EN, FR  
**Catalogue No:** KS-CD-05-001-EN-C  
**ISBN:** 92-894-9122-1  
**ISSN:** 1681-4789  
**Price:** EUR 30  
**PDF file:** 7 000 kB, 288 pages

The Eurostat yearbook is Eurostat's statistical compendium. It reports figures on the European Union and its Member States, the euro area, the European Economic Area and other global key players. Most time series cover the last decade. It provides a good understanding of all topics on which Eurostat has statistical data available. The data are presented together with help for interpretation (explanatory texts, graphs, a glossary, an abbreviation list); they are structured in a logical and user-friendly way. All data can easily be extracted from the attached CD-ROM for use in spreadsheet applications as well as graphs. The Eurostat yearbook contains all structural indicators which the European Commission and national governments have agreed to use to evaluate progress in the European Union. They are visibly marked. All of its data are harmonised to be a reference to compare Europe. You can download the PDF versions of Eurostat yearbook 2005 (seven chapters).



## ★ Portrait of the European Union, 2006



*Format: paper, PDF*  
*Language version: EN only*  
*Catalogue No:*  
*KS-69-05-804-EN-C*  
*ISBN: 92-79-00010-1*  
*PDF file:*  
*6 300 kB, 54 pages*

This brochure is the second edition of a publication distributed at the end of each year. It aims at giving readers an idea about the diversity of Community statistical data. The brochure presents for each Member State two statistics as well as a short explanatory text. The two statistics were chosen in order to highlight the Member State in a leading position compared to the other Member States.


## ★ Regions – Statistical yearbook 2005



*Format: paper, PDF*  
*Language versions:*  
*DE, EN, FR*  
*Catalogue No:*  
*KS-AF-05-001-EN-C*  
*ISBN: 92-894-9029-2*  
*ISSN: 1681-9306*  
*Price: EUR 30*  
*PDF file:*  
*3 554 kB, 131 pages*

The 2005 edition of *Regions – Statistical yearbook* covers the 254 regions of the 25 EU Member States, defined by level 2 of the nomenclature of territorial units for statistics (NUTS 2003), and the 14 statistical regions in the candidate countries Bulgaria and Romania. This year, the publication includes chapters on population, agriculture, GDP, household accounts, labour market, transport, science, technology and innovation, business, health, urban statistics, education and tourism. Efforts have been made to focus on aspects not recently covered. The regional diversity of Europe is shown in the form of maps, graphs and text. A CD-ROM contains the data series used to draw the maps, the PDF versions of each of the three language editions of the yearbook and documentation on the NUTS 2003 nomenclature.

## ★ Pocketbook on candidate countries and western Balkan countries



*Format: paper, PDF*  
*Language version: EN only*  
*Catalogue No:*  
*KS-70-05-899-EN-C*  
*ISBN: 92-79-00338-0*  
*PDF file:*  
*3 628 kB, 142 pages*

This extensive pocketbook on candidate countries and western Balkan countries should serve as a working tool for all interested in the enlargement process and cooperation with western Balkan countries. Covering the years 1995 to 2004, the pocketbook contains tables and graphs on demography, education, social conditions and labour force, national accounts and finance, agriculture, energy, industry, construction and services, transport, communications and information society, as well as external trade, research and development and environment. A short commentary on the data and methodological notes are also included. The pocketbook contains most of the structural indicators that were adopted by the European Council to monitor the Lisbon competitiveness strategy.

## ★ EU integration seen through statistics




*Format: paper, PDF*  
*Language version: EN only*  
*Catalogue No:*  
*KS-71-05-691-EN-C*  
*ISBN: 92-79-00453-0*  
*ISSN: 1725-2784*  
*Price: EUR 30*

The EU has grown in size with successive waves of accessions. Denmark, Ireland and the United Kingdom joined Belgium, Germany, France, Italy, Luxembourg and the Netherlands in 1973, followed by Greece in 1981, Spain and Portugal in 1986 and Austria, Finland and Sweden in 1995. The European Union welcomed 10 new countries in 2004: Cyprus, the Czech Republic, Estonia, Hungary, Latvia, Lithuania, Malta, Poland, Slovakia and Slovenia. Bulgaria and Romania are expected to follow in 2007; while Croatia and Turkey will begin membership negotiations in 2005. This publication covers major developments related to the growth of the EU.

Available in Summer 2006

★ **Medstat Euro-Mediterranean statistics**




Available in Summer 2006



*Format: paper, PDF*  
*Language versions:*  
 EN, FR, AR  
*Catalogue No:*  
 KS-DI-05-001-EN-C  
*ISBN: 92-79-00327-5*  
*ISSN: 1561-4034*

This publication presents the main socioeconomic indicators for Mediterranean countries. It gives a last update of general interest data in the framework of actions to launch the Medstat programme on the occasion of the 10th anniversary of the Barcelona Declaration.

★ **Eurostatistics – Data for short-term economic analysis Annual subscription 2006**



*Format: paper, PDF*  
*Language version: EN only*  
*Subscription code: VHI000*  
*Catalogue No:*  
 KS-BJ-06-000-EN-C  
*ISSN: 1725-8111*  
*Price of paper edition:*  
 · Annual subscription:  
 EUR 180  
 · Single issue: EUR 20  
*PDF file:*  
 6 450 kB, 233 pages

*Eurostatistics – Data for short-term economic analysis* shows the evolution of the economic activity in the European Union, euro area and Member States. This monthly review gives a synthetic picture of the macroeconomic situation in the recent past. It contains monthly and quarterly macroeconomic data presented following an economic classification of the indicators such as: output, demand, incomes, prices, labour market, external transactions, monetary and financial markets.

**STATISTICS IN FOCUS**

- **Socio-economic aspects of the Maghreb**  
 Catalogue No: KS-DN-05-004-EN-N  
 Format: PDF file, 260 kB  
 Issue date: 21.12.2005
- **Regional unemployment in the European Union and candidate countries in 2004**  
 Catalogue No: KS-DN-05-003-EN-N  
 Format: PDF file, 668 kB  
 Issue date: 7.10.2005
- **Private household income in the regions of the European Union, 2002**  
 Catalogue No: KS-DN-05-002-EN-N  
 Format: PDF file, 1 100 kB  
 Issue date: 13.9.2005

**DATABASES**

**Detailed information on the following four sub-themes:**

- **European and national short term indicators/Euroindicators**  
 The tables for the labour cost index (LCI) have been revised and the data are now presented in two tables, the quarterly and the annual LCI. Additionally, extra dimensions have been added and different derivatives have been prepared.
- **Regions**
- **Urban audit**
- **Non-EU countries NEW**  
 Data derived from a new data collection are presented in the new sub-theme 'General statistics on candidate and western Balkan countries, Russia and the European neighbourhood policy countries within the NIS (new independent States)'.

Please note: The number of extractable cells has been increased to 10 000 cells for unregistered users and 200 000 cells for registered users.



© PhotoDisc

### ★ Eurostat electronic library — CD-ROM



© PhotoDisc



*Format:* CD-ROM  
*Language version:* EN only  
*Subscription code:*  
 VOSMON  
*Catalogue No:*  
 KS-AH-05-002-EN-Z  
*ISSN:* 1608-7097

This is a comprehensive archive of all available Eurostat publications in English. On a double CD-ROM you will find, in PDF format, the issues of *Panorama of the EU*, pocketbooks, detailed tables, *Statistics in focus* and other documents. This repository covers all the statistical themes.

## ECONOMY AND FINANCE




### ★ European Union foreign direct investment yearbook 2005 — Data 1998–2003



*Format:* paper, PDF  
*Language version:* EN only  
*Catalogue No:*  
 KS-BK-05-001-EN-C  
*ISBN:* 92-894-9703-3  
*ISSN:* 1605-2935  
*Price:* EUR 10  
*PDF file:*  
 658 kB, 144 pages

Foreign direct investment (FDI) plays a key role in the globalisation process and is an important element affecting international relations. An international investment is classified as FDI when at least 10 % of the capital of the target enterprise is acquired. The publication provides detailed data on EU FDI for recent years (1998–2003), for both EU FDI abroad and FDI into the EU. It provides an overview of the position of the EU in world FDI and a comparison with the USA. For EU FDI abroad, a particular focus is put on EU FDI in emerging countries. Finally, FDI data with major partners are detailed according to the kind of activity in which the investment takes place. Data focus on the EU as whole and, to a lesser extent, on the Member States.

### ★ Structures of the taxation systems in the European Union — Data 1995–2003



*Format:* paper, PDF  
*Language version:* EN only  
*Catalogue No:*  
 KS-DU-05-001-EN-C  
*ISBN:* 92-79-00337-2  
*Price:* EUR 28  
*PDF file:*  
 5 769 kB, 394 pages

In the publication *Structures of the taxation systems in the European Union*, the Taxation and Customs Union DG and Eurostat present several classifications of tax revenues and tax rates with a view to monitoring and comparing the structures of the taxations systems in the European Union. The publication covers the period 1995–2003.

## STATISTICS IN FOCUS

- **Harmonised indices of consumer prices – November 2005**  
Catalogue No: KS-NJ-05-038-EN-N  
Format: PDF file, 305 kB  
Issue date: 23.12.2005
- **Quarterly accounts – Second quarter 2005 – Output side**  
Catalogue No: KS-NJ-05-036-EN-N  
Format: PDF file, 285 kB  
Issue date: 9.11.2005
- **Quarterly accounts – Second quarter 2005 – Income side**  
Catalogue No: KS-NJ-05-035-EN-N  
Format: PDF file, 285 kB  
Issue date: 9.11.2005
- **Quarterly accounts – Second quarter 2005 – Expenditure side**  
Catalogue No: KS-NJ-05-034-EN-N  
Format: PDF file, 275 kB  
Issue date: 9.11.2005
- **Decreased FDI flows for the EU-25 in 2004**  
Catalogue No: KS-NJ-05-032-EN-N  
Format: PDF file, 192 kB  
Issue date: 17.10.2005
- **Food, beverages, tobacco, clothing and footwear – Comparative price levels for five countries in the western Balkan region for 2003**  
Catalogue No: KS-NJ-05-030-EN-N  
Format: PDF file, 225 kB  
Issue date: 27.9.2005
- **Private household income in the regions of the European Union, 2002**  
Catalogue No: KS-DN-05-002-EN-N  
Format: PDF file, 1 100 kB  
Issue date: 13.9.2005
- **General government expenditure by function in the EU in 2003**  
Catalogue No: KS-NJ-05-028-EN-N  
Format: PDF file, 287 kB  
Issue date: 30.8.2005
- **General government expenditure and revenue in the EU in 2004**  
Catalogue No: KS-NJ-05-024-EN-N  
Format: PDF file, 223 kB  
Issue date: 16.8.2005
- **The index of purchasing power of the euro (IPPE) – Features and uses**  
Catalogue No: KS-NJ-05-023-EN-N  
Format: PDF file, 236 kB  
Issue date: 16.8.2005
- **EU-25 current account preliminary results for 2004**  
Catalogue No: KS-NJ-05-021-EN-N  
Format: PDF file, 213 kB  
Issue date: 18.7.2005
- **EU foreign direct investment in 2003 – Inflows and outflows close to balance – FDI to the US recovered**  
Catalogue No: KS-NJ-05-020-EN-N  
Format: PDF file, 316 kB  
Issue date: 8.7.2005


## DATABASES

### Detailed information on the following eight sub-themes:

- Main economic indicators
- National accounts (including GDP)  
Important methodological improvements to national accounts are implemented in 2005: FISIM (financial intermediation services indirectly measured) is allocated to user sectors/ industries and chained volume measures are introduced in annual and quarterly accounts.
- Government statistics
- Financial accounts
- Exchange rates and interest rates
- Monetary and other financial statistics
- Prices
- Balance of payments – International transactions **NEW**

For the first time on a quarterly basis, the geographical breakdown of the EU-25 current account and its main components with a selected group of partners (the United States, Switzerland, Japan and Canada) is provided. It is also a novelty that the main components of the services account are presented.


Please note: The number of extractable cells has been increased to 10 000 cells for unregistered users and 200 000 cells for registered users.



© PhotoDisc




### ★ Consumers in Europe – Facts and figures – Data 1999–2004



Format: paper, PDF  
 Language version: EN only  
 Catalogue No:  
 KS-DY-04-001-EN-C  
 ISBN: 92-894-8790-9  
 Price: EUR 30  
 PDF file:  
 6 359 kB, 309 pages

This publication brings together the most relevant and useful information for the evaluation and development of consumer policy. The material includes data from various sources including Eurostat and other Commission services as well as other surveys and studies. Although the prime objective of this publication is to help policy-makers at the European level to better understand the needs of consumers in general, the publication should also be of use to other stakeholders interested in consumer affairs, such as consumer organisations, other public authorities and even suppliers of goods and services. This is the second edition of a series of publications. Data cover the period 1999–2004.

### ★ Key data on education in Europe 2005



Format: paper, PDF  
 Language versions: EN, FR  
 Catalogue No:  
 NC-AF-05-001-EN-C  
 ISBN: 92-894-9422-0  
 ISSN: 1725-1621  
 Price: EUR 30  
 PDF file:  
 5 700 kB, 392 pages

This sixth edition provides an exceptionally wide-ranging overview of the functioning of education systems and the participation of young people at all levels of education. It contains 153 indicators in six subject-based chapters. Besides data on the context, participation in education at all educational levels, graduation rates and human and financial resources, the book also offers detailed information on several key aspects of how education is administered and structured. This applies in particular to decision-making levels, the autonomy of schools and procedures for evaluating the education system. One chapter is also devoted to teaching time, the grouping of pupils and their assessment. Each topic is discussed using information from Eurydice on methods of management and implementation. This is supplemented by statistical material derived from various Eurostat data collections. Certain data obtained from international surveys (PISA 2003 and 2000, and PIRLS 2001) provide further insight into the topics examined.

### ★ Health in Europe – Data 1998–2003



Format: paper, PDF  
 Language version: EN only  
 Catalogue No: KS-71-05-182-EN-C  
 ISBN: 92-79-00410-7  
 Price: EUR 10  
 PDF file:  
 638 kB, 108 pages

This pocketbook provides a selection of figures on health and health determinants. It responds to a growing demand of EU health policy for comprehensive, consistent and comparable health data and indicators. A more complete overview of health indicators can be found in the publication *Key data on health*. The present selection in pocketbook format focuses on some core items.





## STATISTICS IN FOCUS

- **First demographic estimates for 2005**  
Catalogue No: KS-NK-06-001-EN-N  
Format: PDF file, 245 kB  
Issue date: 13.1.2006
- **Material deprivation in the EU**  
Catalogue No: KS-NK-05-021-EN-N  
Format: PDF file, 380 kB  
Issue date: 23.12.2005
- **Labour market latest trends – 2nd quarter 2005 data**  
Catalogue No: KS-NK-05-020-EN-N  
Format: PDF file, 161 kB  
Issue date: 20.12.2005
- **17 million tertiary students in the European Union**  
Catalogue No: KS-NK-05-019-EN-N  
Format: PDF file, 474 kB  
Issue date: 15.12.2005
- **Spending on tertiary education in Europe in 2002**  
Catalogue No: KS-NK-05-018-EN-N  
Format: PDF file, 342 kB  
Issue date: 9.12.2005
- **Winter season tourism trends 2004/2005**  
Catalogue No: KS-NP-05-043-EN-N  
Format: PDF file, 315 kB  
Issue date: 30.11.2005
- **Expenditure on labour market policies, 1998–2003**  
Catalogue No: KS-NK-05-017-EN-N  
Format: PDF file, 330 kB  
Issue date: 9.11.2005
- **The digital divide in Europe**  
Catalogue No: KS-NP-05-038-EN-N  
Format: PDF file, 280 kB  
Issue date: 7.11.2005
- **e-Government 2004: Internet based interaction with European businesses and citizens**  
Catalogue No: KS-NP-05-035-EN-N  
Format: PDF file, 391 kB  
Issue date: 27.10.2005
- **Population in Europe 2004 – First results**  
Catalogue No: KS-NK-05-015-EN-N  
Format: PDF file, 245 kB  
Issue date: 21.10.2005
- **Social protection in the European Union**  
Catalogue No: KS-NK-05-014-EN-N  
Format: PDF file, 234 kB  
Issue date: 20.10.2005
- **ICT in the tourism sector**  
Catalogue No: KS-NP-05-034-EN-N  
Format: PDF file, 303 kB  
Issue date: 14.10.2005
- **Employment in hotels and restaurants in the enlarged EU still growing**  
Catalogue No: KS-NP-05-032-EN-N  
Format: PDF file, 233 kB  
Issue date: 11.10.2005
- **Regional unemployment in the European Union and candidate countries in 2004 – Issue number 3/2005**  
Catalogue No: KS-DN-05-003-EN-N  
Format: PDF file, 668 kB  
Issue date: 7.10.2005
- **Income poverty and social exclusion in the EU-25**  
Catalogue No: KS-NK-05-013-EN-N  
Format: PDF file, 340 kB  
Issue date: 22.9.2005
- **Pensions in Europe 2002: expenditure and beneficiaries**  
Catalogue No: KS-NK-05-011-EN-N  
Format: PDF file, 241 kB  
Issue date: 20.9.2005
- **Gross earnings in Europe – Main results of the structure of earnings survey 2002**  
Catalogue No: KS-NK-05-012-EN-N  
Format: PDF file, 344 kB  
Issue date: 16.9.2005
- **Education in Europe – Key statistics 2002–03**  
Catalogue No: KS-NK-05-010-EN-N  
Format: PDF file, 380 kB  
Issue date: 15.9.2005
- **EU labour force survey – Principal results 2004**  
Catalogue No: KS-NK-05-009-EN-N  
Format: PDF file, 290 kB  
Issue date: 7.9.2005
- **Lifelong learning in Europe**  
Catalogue No: KS-NK-05-008-EN-N  
Format: PDF file, 252 kB  
Issue date: 6.9.2005
- **Internet use in Europe: security and trust**  
Catalogue No: KS-NP-05-025 -EN-N  
Format: PDF file, 253 kB  
Issue date: 6.7.2005



© PhotoDisc

## DATABASES

### Detailed information on the following seven sub-themes:

- **Population**  
 New entries have been added in this sub-theme for the population projections, namely 'High fertility', 'Younger age profile population' and 'Older age profile population' variants in order to demonstrate the population dynamics under different combinations of assumptions for total fertility rate, life expectancy and net migration. Entries comprise the projected population, the specific assumptions used for each variant and the vital events for the whole projection period.  
 The results at national and regional level of population and housing censuses from 2001 are now available. The data are collected for 31 countries, namely the EU-25 Member States (except Malta) plus Iceland, Liechtenstein, Norway, Switzerland, Bulgaria, Romania and Turkey. It is possible to find information about population structure, active population, educational level and also information about households and dwellings.
- **Health**  
 Healthcare and health status indicators from the national health interview surveys (HIS) have been integrated on this level. Data on the use of medical service such as consultation of doctors and dentists, hospitalisation, preventive care, self-perceived health, smoking and lifestyle are provided. The data come from non-harmonised national surveys and the countries were asked to post-harmonise them.  
 Furthermore, data on the employment of disabled persons which was collected in the LFS ad hoc module 2002 was integrated.
- **Education and training** **NEW**  
 Within the theme of continuing vocational training, around 20 new tables on training/non-training enterprises are accessible. The data are split up by both NACE codes and by size class.  
 As something new, data on lifelong learning have been introduced. Because of the big demand, new tables will be accessible from the month of March.  
 To give information on the progress towards the Lisbon objectives in education and training, a range of thematic indicators are now provided.
- **Labour market**  
 A new structure of the section 'employment and unemployment' was implemented. The old domains have been replaced by LFS (labour force survey) main indicators, LFS series (quarterly and soon to come annual survey results) and LFS regional series.
- **Living conditions and welfare**
- **Information society statistics**
- **Tourism**

Please note: The number of extractable cells has been increased to 10 000 cells for unregistered users and 200 000 cells for registered users.

## INDUSTRY, TRADE AND SERVICES



### ★ Quarterly panorama of European business statistics



*Format: paper, PDF*  
*Language version: paper:*  
*EN only; PDF: DE, EN, FR*  
*Subscription code: VPA000*  
*Price of paper edition:*  
*Annual subscription price:*  
*EUR 100*  
*Single issue price: EUR 30*

The *Quarterly panorama of European business statistics* aims to provide information to follow the evolution of short-term trends across the European business economy. The legal basis for the collection of the vast majority of the data is Council Regulation (EC) No 1165/98 of 19 May 1998 concerning short-term statistics (STS-R). The main focus is on a set of principle European economic indicators (PEEIs) that include the index of production, the index of domestic output prices, the index of new orders and the deflated turnover index for retail trade. These data are supplemented by a number of other STS variables and additional sources, such as national accounts, consumer price indices, external trade, business and consumer confidence surveys and exchange and interest rates. The focus of the publication is economic activities within the business economy, as defined by the NACE

classification. Each issue is broken down into four sections: the first contains a commentary on the EU-25 and euro area economies, together with supporting tables and graphs; the second provides a comparison of the EU-25, euro area, US and Japanese economies; the third section presents aggregated information concerning the industrial economies of the 25 individual EU Member States, with information presented for total industry and the main industrial groupings (MIGs); the final section provides a comprehensive set of tables and graphs that cover individual mining, industrial, construction and service activities (normally at the division or subsection level of the NACE classification) for the EU-25, euro area and each of the EU Member States.

## STATISTICS IN FOCUS

- **Different trends in the manufacturing sector: EU, Japan and United States**  
Catalogue No: KS-NP-06-001-EN-N  
Format: PDF file, 327 kB  
Issue date: 12.1.2006
- **The pharmaceutical industry in the European Union**  
Catalogue No: KS-NP-05-044-EN-N  
Format: PDF file, 414 kB  
Issue date: 6.12.2005
- **Developments for output prices during the third quarter of 2005**  
Catalogue No: KS-NP-05-045-EN-N  
Format: PDF file, 571 kB  
Issue date: 2.12.2005
- **Winter season tourism trends 2004/2005**  
Catalogue No: KS-NP-05-043-EN-N  
Format: PDF file, 315 kB  
Issue date: 30.11.2005
- **Developments in construction during the second quarter of 2005**  
Catalogue No: KS-NP-05-042-EN-N  
Format: PDF file, 356 kB  
Issue date: 22.11.2005
- **Developments for labour input indicators during the second quarter of 2005**  
Catalogue No: KS-NP-05-041-EN-N  
Format: PDF file, 476 kB  
Issue date: 17.11.2005
- **The digital divide in Europe**  
Catalogue No: KS-NP-05-038-EN-N  
Format: PDF file, 280 kB  
Issue date: 7.11.2005
- **e-Government 2004: Internet based interaction with European businesses and citizens**  
Catalogue No: KS-NP-05-035-EN-N  
Format: PDF file, 391 kB  
Issue date: 27.10.2005
- **The air transport sector in the European Union**  
Catalogue No: KS-NP-05-037-EN-N  
Format: PDF file, 248 kB  
Issue date: 21.10.2005
- **Business demography in Europe: results from 1997 to 2002**  
Catalogue No: KS-NP-05-036-EN-N  
Format: PDF file, 298 kB  
Issue date: 18.10.2005
- **ICT in the tourism sector**  
Catalogue No: KS-NP-05-034-EN-N  
Format: PDF file, 303 kB  
Issue date: 14.10.2005
- **Developments for retail trade during the second quarter of 2005**  
Catalogue No: KS-NP-05-033-EN-N  
Format: PDF file, 284 kB  
Issue date: 13.10.2005
- **Employment in hotels and restaurants in the enlarged EU still growing**  
Catalogue No: KS-NP-05-032-EN-N  
Format: PDF file, 233 kB  
Issue date: 11.10.2005
- **Developments for turnover and employment indices for services during the first quarter of 2005**  
Catalogue No: KS-NP-05-030-EN-N  
Format: PDF file, 278 kB  
Issue date: 29.8.2005
- **Short-term business statistics: Turkey and the EU**  
Catalogue No: KS-NP-05-031-EN-N  
Format: PDF file, 298 kB  
Issue date: 26.8.2005
- **The construction industry in the European Union, 2002**  
Catalogue No: KS-NP-05-026-EN-N  
Format: PDF file, 835 kB  
Issue date: 28.7.2005
- **Internet use in Europe: security and trust**  
Catalogue No: KS-NP-05-025-EN-N  
Format: PDF file, 253 kB  
Issue date: 6.7.2005

## DATABASES

### Detailed information on the following eight sub-themes:

- Industry, trade and services – horizontal view
- Information society statistics
- Industry and construction
- Distributive trade
- Services
- Financial services **NEW**

Tourism: Employment data of a major part of the tourism sector, namely the hotel industry, are now made available. Data are drawn from the labour force survey and cover employment in restaurants as well as hotels. Amongst other things data contain information on full-time/part-time employment, the level of education attained and the permanency of job.

- Statistics by product

Please note: The number of extractable cells has been increased to 10 000 cells for unregistered users and 200 000 cells for registered users.



© European Communities




### ★ Agricultural statistics – Quarterly bulletin



*Format: Paper including CD-ROM, PDF (without CD-ROM)*  
*Trilingual: DE/EN/FR*  
*Subscription code: VXAS00*  
*ISSN: 1607-2308*  
*Price of paper edition:*  
 · Annual subscription EUR 80  
 · Single issue EUR 25

This publication contains monthly data on crop production, animal production and agricultural prices plus commentary. The source of this publication is the database system NewCronos where Eurostat has collected its data since 1955. The publication includes the AGRIS CD-ROM (agricultural information system), now also containing all tables in HTML and Excel format.

### ★ Agricultural statistics pocketbook – Data 1995–2004



*Format: Paper, PDF*  
*Language version: EN only*  
*Catalogue No: KS-ED-06-001-EN-C*  
*ISBN: 92-79-01107-3*  
*ISSN: 1830-463X*  
*PDF file: 6 295 kB, 100 pages*

This publication provides an overview of the agricultural statistics available at Eurostat. Chapters include general statistics, crop and animal production, farm structure, and agricultural prices and accounts. Most data are presented for the 25 Member States of the European Union.

### ★ Fishery statistics – Data 1990–2004



*Format: paper, PDF*  
*Language version: EN only*  
*Catalogue No: KS-DW-05-001-EN-C*  
*ISBN: 92-79-00437-9*  
*ISSN: 1830-5075*  
*Price: EUR 10*  
*PDF file: 727 kB, 60 pages*

This pocketbook contains summary tables for EEA and EU candidate countries on catches by fishing region, on aquaculture production, on total production, on landings in EEA ports, on trade in fishery products, on supply balance sheets, on the EEA fishing fleet and on the number of fishers.

## STATISTICS IN FOCUS

- EU-25 fish catches in NE Atlantic decrease by 29 % in the period 1995–2003  
Catalogue No: KS-NN-06-001-EN-N  
Format: PDF file, 208 kB  
Issue date: 4.1.2006
- EU agricultural price trends August 2005  
Catalogue No: KS-NN-05-049-EN-N  
Format: PDF file, 280 kB  
Issue date: 21.12.2005
- Structure of agricultural holdings — Bulgaria 2003  
Catalogue No: KS-NN-05-048-EN-N  
Format: PDF file, 385 kB  
Issue date: 23.11.2005
- 10.3 % decrease in EU-15 fishing vessels between 2000 and 2004  
Catalogue No: KS-NN-05-045-EN-N  
Format: PDF file, 976 kB  
Issue date: 24.10.2005
- The production of wood and forest industry products in EU-25  
Catalogue No: KS-NN-05-044-EN-N  
Format: PDF file, 278 kB  
Issue date: 21.10.2005
- The collection of cows' milk in June 2005 in the EU-25  
Catalogue No: KS-NN-05-042-EN-N  
Format: PDF file, 167 kB  
Issue date: 15.9.2005
- Structure of agricultural holdings — Romania 2002  
Catalogue No: KS-NN-05-041-EN-N  
Format: PDF file, 385 kB  
Issue date: 12.9.2005
- Structure of agricultural holdings — Norway  
Catalogue No: KS-NN-05-040-EN-N  
Format: PDF file, 385 kB  
Issue date: 9.9.2005
- Structure of agricultural holdings — Portugal 2003  
Catalogue No: KS-NN-05-038-EN-N  
Format: PDF file, 383 kB  
Issue date: 10.8.2005
- Structure of agricultural holdings — Greece 2003  
Catalogue No: KS-NN-05-037-EN-N  
Format: PDF file, 383 kB  
Issue date: 9.8.2005
- Structure of agricultural holdings — Austria 2003  
Catalogue No: KS-NN-05-036-EN-N  
Format: PDF file, 383 kB  
Issue date: 8.8.2005
- Structure of agricultural holdings — Poland 2002  
Catalogue No: KS-NN-05-035-EN-N  
Format: PDF file, 398 kB  
Issue date: 3.8.2005
- Structure of agricultural holdings — Cyprus 2003  
Catalogue No: KS-NN-05-034-EN-N  
Format: PDF file, 379 kB  
Issue date: 3.8.2005
- Organic farming in Europe  
Catalogue No: KS-NN-05-031-EN-N  
Format: PDF file, 267 kB  
Issue date: 19.7.2005
- Early EU-25 estimates for 2005: fall in both the area under crops and production  
Catalogue No: KS-NN-05-029-EN-N  
Format: PDF file, 177 kB  
Issue date: 21.6.2005
- EU agricultural prices in 2004  
Catalogue No: KS-NN-05-027-EN-N  
Format: PDF file, 240 kB  
Issue date: 2.6.2005

## DATABASES

### Detailed information on the four following sub-themes:

- Agriculture  
A new entry has been added in this sub-theme to get access to statistics on 'organic farming' which is defined as a method of production that places the highest emphasis on environmental protection and animal welfare considerations.
- Forestry  
This sub-theme was restructured and three new tables were integrated, offering information on trade of secondary wood and paper products and on roundwood trade by roundwood assortment.
- Fisheries
- Food: 'From farm to fork' statistics **NEW**  
This new domain provides access to various sets of statistics related to food products collected from different statistical sources and covering the whole food chain: 'from farm to fork'. Only statistics providing information on food and food chain production aspects, including feed, and relevant for food safety purposes are included.




© Phovoir

## EXTERNAL TRADE




★ **Intra- and extra-EU trade – Monthly data – Combined nomenclature – Annual subscription 2006: 11 DVD-ROMs and three supplements (one by transport mode)**



*Format: DVD*  
*Language version: trilingual DE/EN/FR*  
*Subscription code: OCDR00*  
*ISSN: 1017-6594*  
*Annual subscription price: EUR 210 (comprises: 11 DVDs and three supplements on DVD)*  
*Single issue price: EUR 40*

This DVD is published monthly. It contains statistics on trade of Member States, the database Prodcom, classifications of countries and products, methodological notes, notes on the state of data availability and the user manual. The collection covers the Member States' data from 1976 to 2006 and data by transport mode from 1998 to 2006.


★ **External and intra-European Union trade – Monthly statistics**



*Format: PDF only*  
*Language version: EN only*  
*Catalogue No: KS-AR-05-012-EN-N*  
*ISSN: 1725-700X*  
*PDF file: 2 529 kB, 321 pages*

The monthly bulletin on external and intra-European Union trade provides data on short-term trends in the trade of the European Union and its Member States. In particular, it contains monthly statistics on the trade flows of the EU with its main trading partners on the one hand and between the Member States on the other. These statistics are broken down by major product groups. The publication also includes extra chapters on the trade of candidate countries and EFTA members.


★ **Geonomenclature – 2005 edition**



*Format: PDF only*  
*Language versions: DE, EN, FR*  
*Catalogue No: KS-BM-05-002-EN-N*  
*ISBN: 1725-0153*  
*ISSN: 92-894-9347-X*  
*PDF file: 3 210 kB, 95 pages*

The purpose of this publication is to provide users with all the supplementary information on the geonomenclature 2005 that is essential to understand its content and to illustrate the changes in country codes in order to facilitate analysis of the results of the statistics on the European Union's external trade.

★ **External and intra-European Union trade – Pocketbook – Data 1999–2004**



*Format: paper, PDF*  
*Language version: EN only*  
*Catalogue No: KS-CV-05-001-EN-N*  
*ISBN: 1606-3481*  
*ISSN: 92-894-9956-7*  
*Price: EUR 10*

The pocketbook on external and intra-European Union trade contains annual time series on trade of the European Union, the euro area and the 25 Member States. In particular, it provides statistics on trade flows between the EU and its main trading partners with a breakdown by major product groups.

## DATABASES

### Detailed information on the following four sub-themes:

- External trade aggregated data
  - External trade long-term indicators
  - External trade short-term indicators
- External trade detailed data – available datasets (updated once a month)
- EU trade since 1995 by CN8 level
- EU trade since 1995 by HS2-HS4 level
- EU trade since 1995 by HS6 level
- EU trade since 1995 by SITC level (standard international trade classification) **NEW**


Please note: The number of extractable cells has been increased to 30 000 cells for unregistered users and 120 000 cells for registered users.

## TRANSPORT




### ★ Road freight transport methodology

#### Volume 1: Reference manual for the implementation of Council Regulation No 1172/98/EC on statistics on the carriage



*Format: PDF only*  
*Language versions: DE, EN, FR*  
*Catalogue No: KS-BI-05-001-EN-N*  
*ISSN: 92-894-9880-3*  
*ISBN: 1725-0188*  
*PDF file: 2 393 kB, 331 pages*

#### Volume 2: Methodologies used in surveys of road freight transport in Member States and candidate countries




*Format: PDF only*  
*Language version: EN, FR, DE*  
*Catalogue No: KS-BI-05-002-EN-N*  
*ISSN: 92-894-9925-7*  
*ISBN: 1725-0188*  
*PDF file: 594 kB, 95 pages*

The adoption of Council Regulation No 1172/98/EC in May 1998 marked an important step forward in the evolution of Community transport statistics in the European Union. This regulation provides a legal base for the collection of a wide range of data on road freight transport. This reference manual aims to provide detailed guidance for Member States and candidate countries engaged in the implementation of this regulation. This guidance falls into three parts: Part A: recommendations for sample surveys of the transport of goods by road; Part B: recommendations for the variables, definitions and explanatory notes; Part C: rules for transmission of data to Eurostat, data validations carried out by Eurostat and rules for data dissemination by Eurostat. The current edition is for the first time published in 2 volumes: Volume 1: Reference manual in English, French and German; Volume 2: Methodologies used in surveys of road freight transport in Member States and candidate countries (in English only).



## ★ Energy, transport and environment indicators – Pocketbook – Data 1992–2002



*Format: paper, PDF*  
*Language version: EN only*  
*Catalogue No:*  
*KS-DK-05-001-EN-N*  
*ISBN: 92-894-7594-3*  
*ISSN: 1725-4566*  
*Price: EUR 13*  
*PDF file:*  
*2 700 kB, 175 pages*

This multi-thematic pocketbook comprises a broad set of data collected by Eurostat and the European Environment Agency. The objective of this publication is to provide an overview of the most relevant indicators on energy, transport and environment, with particular focus on sustainable development. It presents data for the EU Member States as well as for three candidate countries and EFTA countries.

### STATISTICS IN FOCUS

- **Inland waterways freight transport in Europe in 2004**  
 Catalogue No: KS-NZ-06-001-EN-N  
 Format: PDF file, 394 kB  
 Issue date: 16.1.06
- **Road freight transport by origin – Destination 2004**  
 Catalogue No: KS-NZ-05-010-EN-N  
 Format: PDF file, 409 kB  
 Issue date: 22.12.05
- **Maritime transport of goods and passengers 1997–2003**  
 Catalogue No: KS-NZ-05-009-EN-N  
 Format: PDF file, 321 kB  
 Issue date: 7.12.05
- **Air transport at the top 10 EU airports in 2003**  
 Catalogue No: KS-NZ-05-008-EN-N  
 Format: PDF file, 353 kB  
 Issue date: 23.9.05
- **Trends in road freight transport up to 2003**  
 Catalogue No: KS-NZ-05-007-EN-N  
 Format: PDF file, 253 kB  
 Issue date: 13.7.05

### DATABASES

#### Detailed information on the following eight sub-themes:


- Main indicators – Transport
- Railway transport  
 The liberalisation of the transport sector in the 1990s resulted in changed structure of the railway industry and required the replacement of the Council Directive 80/1177/EEC by the new Regulation (EC) No 91/2003 in 2003. Whereas the data collected under the Council directive exclusively comprised data on freight, the new regulation also implies the collection of data on passengers and accidents. The data on freight, on the other hand, is simplified and the recurrence of collection has changed. Some data on freight and passengers are collected on a quarterly basis and most of the data on freight, passengers and accidents on a yearly basis.
- Road transport
- Inland waterways transport
- Oil pipeline transport
- Maritime transport
- Air transport
- Various/other transport data

Please note: The number of extractable cells has been increased to 10 000 cells for unregistered users and 200 000 cells for registered users.

## ENVIRONMENT AND ENERGY



## ★ Energy – Yearly statistics 2003



*Format: paper, PDF*  
*Trilingual: DE/EN/FR*  
*Catalogue No:*  
*KS-CN-05-001-3A-C*  
*ISBN: 92-894-9954-0*  
*ISSN: 1609-4190*  
*PDF file:*  
*1 900 kB, 437 pages*  
*Price: EUR 30*

The first chapter of this yearbook covers the characteristic data of energy economics in recent years. The second chapter gives an overall view of the trends for the principal aggregates, taken from the 'energy supplied' balance sheets of the European Union in tonnes of oil equivalent. The chapters 3 through 7 give historical series for each energy source for the principal aggregates characterising the structure of energy economics.



## ★ Waste generated and treated in Europe – Data 1995–2003



*Format: PDF only*  
*Language version: EN only*  
*Catalogue No:*  
*KS-69-05-755-EN-N*  
*ISBN: 92-894-9996-6*  
*PDF file:*  
*4 065 kB, 131 pages*

The year 2005 edition presents an update of the successful 2003 publication *Waste generated and treated in Europe*. It is the last publication based on the data collection via the joint OECD/Eurostat questionnaire. In 2006 this questionnaire will be replaced by reporting under the waste statistics regulation. This publication provides important baseline data for the implementation of national and European policies on waste management. In addition, it informs about the new legally covered reporting scheme.

### STATISTICS IN FOCUS

- The coal industry in the European Union in 2003 and 2004  
 Catalogue No: KS-NQ-05-011-EN-N  
 Format: PDF file, 182 kB  
 Issue date: 16.12.05
- Environmental protection expenditure in Europe by public sector and specialised producers 1995–2002  
 Catalogue No: KS-NQ-05-010-EN-N  
 Format: PDF file, 417 kB  
 Issue date: 25.11.05
- Competition indicators in the gas market of the EU  
 Catalogue No: KS-NQ-05-008-EN-N  
 Format: PDF file, 78 kB  
 Issue date: 4.8.05
- Competition indicators in the electricity market of the European Union and Norway  
 Catalogue No: KS-NQ-05-007-EN-N  
 Format: PDF file, 80 kB  
 Issue date: 4.8.05
- Statistical aspects of the natural gas economy in 2004  
 Catalogue No: KS-NQ-05-006-EN-N  
 Format: PDF file, 189 kB  
 Issue date: 28.7.05
- Electricity statistics – Provisional data for 2004  
 Catalogue No: KS-NQ-05-005-EN-N  
 Format: PDF file, 208 kB  
 Issue date: 30.6.05
- Gas prices for EU households on 1 January 2005  
 Catalogue No: KS-NQ-05-003-EN-N  
 Format: PDF file, 233 kB  
 Issue date: 22.6.05
- Gas prices for EU industry on 1 January 2005  
 Catalogue No: KS-NQ-05-004-EN-N  
 Format: PDF file, 218 kB  
 Issue date: 22.6.05

### DATABASES

#### Detailed information on the following two sub-themes:

- Environment
- Energy

Please note: The number of extractable cells has been increased to 10 000 cells for unregistered users and 200 000 cells for registered users.

## SCIENCE AND TECHNOLOGY

### ★ Oslo manual 2005



*Format: paper, PDF*  
*Language versions: EN, FR*  
*ISBN: 92-64-01308-3*  
*PDF file: 1 MB, 164 pages*

This manual has been endorsed by the OECD committee for scientific and technological policy (CSTP), the OECD committee on statistics (CSTAT) and the Eurostat working party on science, technology and innovation statistics (WPSTI). It provides guidelines for collecting and interpreting innovation data.





## STATISTICS IN FOCUS

- **National patent indicators**  
Catalogue No: KS-NS-06-002-EN-N  
Format: PDF file, 394 kB  
Issue date: 18.1.2006
- **Employment in high technology – Highest increase of employment in the high-tech knowledge-intensive services**  
Catalogue No: KS-NS-06-001-EN-N  
Format: PDF file, 268 kB  
Issue date: 10.1.2006
- **High technology: enterprises and trade**  
Catalogue No: KS-NS-05-009-EN-N  
Format: PDF file, 280 kB  
Issue date: 10.11.2006
- **The digital divide in Europe**  
Catalogue No: KS-NP-05-038-EN-N  
Format: PDF file, 280 kB  
Issue date: 7.11.2005
- **e-Government 2004: Internet-based interaction with European businesses and citizens**  
Catalogue No: KS-NP-05-035-EN-N  
Format: PDF file, 391 kB  
Issue date: 27.10.2005
- **ICT in the tourism sector**  
Catalogue No: KS-NP-05-034-EN-N  
Format: PDF file, 303 kB  
Issue date: 14.10.2005
- **Science, technology and innovation in Europe**  
Catalogue No: KS-NS-05-008-EN-N  
Format: PDF file, 320 kB  
Issue date: 24.08.2005
- **R & D and internationalisation**  
Catalogue No: KS-NS-05-007-EN-N  
Format: PDF file, 264 kB  
Issue date: 8.7.2005
- **Internet use in Europe: security and trust**  
Catalogue No: KS-NP-05-025-EN-N  
Format: PDF file, 253 kB  
Issue date: 6.7.2005

- **R & D expenditure and personnel in the European regions – Germany has the highest number of R & D intensive regions**  
Catalogue No: KS-NS-05-006-EN-N  
Format: PDF file, 476 kB  
Issue date: 2.6.2005

## DATABASES

### Detailed information on the following six sub-themes:

- **Research and development**
- **Survey on innovation in EU enterprises**
- **High-tech industry and knowledge-based services**  
In addition to the data produced on the base of the Community labour force survey, this database was extended in 2005 in adding data and aggregations from more official data sources (such as from structural business statistics or from R & D statistics).
- **Patent statistics**  
Eurostat's patent statistics present data and indicators on the applications to the EPO (European Patent Office) at national/ regional level and by foreign ownership. It also includes data about patents granted by the USPTO (United States Patent and Trademark Office) at national level and by foreign ownership. These statistics were reorganised and broadened in 2005 based on the raw dataset coming from the EPO.
- **Human resources in science and technology**  
In 2005, additional data on human resources in science and technology were produced on the base of the information collected for the population and housing census (organised in 2001) in looking in particular to mobility aspects.
- **Information society statistics NEW**  
New tables on computers and the Internet in households and enterprises are online. The data come from the information and communication technologies survey.

Please note: The number of extractable cells has been increased to 10 000 cells for unregistered users and 200 000 cells for registered users.



© PhotoDisc



© PhotoDisc

# Eurostat in brief



Eurostat is the statistical office of the European Communities, established in 1953.

Eurostat's mission is to gather figures from the different European statistical offices in order to provide comparable and harmonised data for the European Union to use in the definition, implementation and analysis of Community policies.

Eurostat statistical products and services are also of great value to Europe's business community, academics, think tanks, librarians, non-governmental organisations (NGOs), the media and citizens. The data are organised into the nine areas covered by Eurostat.

Eurostat's core service is the provision of accurate, reliable and up-to-date statistical data at the European level.

Eurostat collects official data from national statistical offices and other organisations and harmonises them. It thus obtains readily comparable data for the European Union as a whole, as well as for the individual Member States and other EU partner countries.

Eurostat offers a comprehensive range of printed and electronic publications that, collectively, cover all areas of European statistics, and at every level of detail.

Whatever your area of specialisation is – whether you need just statistics or in-depth coverage, with tables, graphs, maps and detailed analysis on your preferred theme – you are sure to find products that meet your specific requirements.

Providing access to the vast quantities of data that Eurostat maintains is a natural spin-off from its core service. This comprises three distinct but related channels of dissemination.

## ■ Eurostat website

The Eurostat website provides direct access to all publications in PDF format, press releases, key indicators and detailed data from our databases. All these products can be downloaded free of charge <http://www.europa.eu.int/comm/eurostat/>.

## ■ Eurostat publications

Eurostat publications provide access to both general and specialised information on the entire scope of European statistics. Hard copies of Eurostat publications (paper, CD-ROM) can be purchased from the Office for Official Publications of the European Communities sales network. This Office operates an extensive network of sales offices throughout Europe and beyond, from which you can obtain all Eurostat hard copy publications. Online orders are possible via its website ([http://publications.eu.int/others/sales\\_agents\\_en.html](http://publications.eu.int/others/sales_agents_en.html)).

NB: All prices indicated are exclusive of VAT and shipping charges. For orders, the national VAT will be applied.

## ■ Eurostat tables

'Key indicators on EU policy' are predefined tables in HTML format

### Euro-indicators

They show in some 300 tables the short-term economic data available for the euro area and the EU, as well as for Member States. They cover the following topics: balance of payments; business surveys; consumer prices; external trade; industry, commerce and services; labour market; monetary and financial indicators; national accounts. A publication timetable is also available.

### Long-term indicators

Some 700 tables on many areas of life, work, the economy and the environment in the EU can easily be accessed.

### Structural indicators

Some 150 tables extracted from the Commission's synthesis report. The indicators cover the domains of employment, innovation and research, economic reform, social cohesion and the environment.

### Sustainable development indicators

The aim is to present a set of indicators being developed to monitor, assess and review the EU's sustainable development strategy. A parallel objective is to inform the general public about progress in attaining the commonly agreed objectives of sustainable development. At present, approximately 150 tables are available.

### Eurostat databases and metadata

The macroeconomic and social databases were created for all those who require high quality statistical information as an aid to decision-making. Hundreds of millions of data items are available. They are subdivided into several domains, each covering a specific sector. Links to the methodology applied following the common 'statistical documentation on dissemination standards' (SDDS) provides full information to specialised users. The data are available in multidimensional tables.



© Stock byte

# Eurostat on the internet

<http://www.europa.eu.int/comm/eurostat>



## What does the Eurostat website offer?

Eurostat offers data free of charge on its website – seven days a week and 24 hours a day. Our website is updated daily. Visit it today and get:

- direct access to the latest and most complete statistical information available on the European Union, the EU Member States, the euro area, the EEA and other European partner countries;
- a wide range of free statistical information, including the latest economic, social and other key indicators, plus many more products you can view online or download at no cost, as well as regular press releases;
- alert me – customisable e-mail alerts that inform you immediately when new data or publications on your preferred topics become available;
- specialised access to short-term economic data;
- complete information on all Eurostat products and services.

## NEW features

As a recent addition, Eurostat's news releases and 'Statistics in focus' are available as RSS feeds (XML). On Eurostat's website, several national statistical institutes also participate with Eurostat in a service which uses RSS feeds to provide you with the opportunity of viewing current new feeds in a single page.

The statistics of the week is another new feature. Every week a new table on a different issue is presented with links to related products and more exhaustive data.

On the main page under the headline 'Activities', you will find a link to a new section on quality. The quality site informs of the standards of quality that Eurostat strives to meet. Alongside the statistical authorities of the EU Member States, Eurostat has adopted the European statistics code of practice, which targets all relevant areas of statistics from the institutional environment, the statistical production processes to the output: European official statistics. Any details on the Eurostat yearbook can be found on this page. By this means you will also be able to download the Eurostat yearbook in PDF format or order a paper version.