

Statistical references

Brief information on Eurostat products and services

Contents

Focus on...	
Data on Europe's regions	2-3
New publications and databases	
General statistics	4-6
Economy and Finance	6-7
Population and social conditions.....	8-9
Industry, trade and services.....	10-11
Agriculture and fisheries.....	12-13
External trade.....	14-15
Transport.....	16
Environment and energy	17
Science and technology	18-19
Eurostat in brief.....	19
Eurostat on the Internet.....	20

Full free-of-charge access to Eurostat's products and services

Dear reader,

It has been more than nine months now since Eurostat introduced its free dissemination policy, providing you – the user – with full access to its high quality statistical information online. During this time, as expected, the number of persons accessing Eurostat's website has increased tremendously. Given this increase in access, we have tried to provide a friendlier and even more welcoming environment for the users.

The improvement of our website is one such programme that is currently in progress, providing a more user-friendly home page through better presentation of the data and how information can be accessed. In this context, the theme pages, the collection pages and – last but not least – the product pages have been totally revised and redesigned.

To meet a potentially large demand for free dissemination, we have also launched a few additional improvements to our databases in order to improve the user-friendliness, the documentation and the response times. Within the databases various sub-themes have been added and the structure has been reinforced in order to show the user what information can be accessed in the various domains.

Additional topics and themes have also been added. The special topic 'Sustainable development indicators' has been introduced to meet the need to provide information on this political issue. These indicators will help to monitor, assess and review the EU's sustainable development strategy.

Another important aspect is improvement of the access to national user support. The user support scheme is structured as follows: firstly, there is an online help facility which has been designed to guide the inexperienced user through the navigation and the functionalities available for search and extraction. In this respect, some 100 FAQs (frequently asked questions) are registered and will help to solve the most common user problems. Secondly, there are the National Support Centres which are located in the different countries and which offer the support needed in their native language. Thirdly, the Central User Support team coordinates the responses of Eurostat's specialists to the most difficult enquiries and gives assistance to the national support network with complex requests.

The improvement of our website is an ongoing process and challenge, and we will keep you informed about Eurostat's achievements in the upcoming issues of *Statistical references*.

Gunter Schäfer
Head of Unit «Information and dissemination»

*Our mission is to provide
the European Union
a high-quality statistical
information service.*

EUROPEAN COMMISSION



Data on Europe's regions

this context, regional data are used for two functions:

- › as an objective base for selecting eligible regions for funding;
- › for the *ex post* analysis of the effects of the European structural policies.

All regional data are transmitted to Eurostat via the National Statistical Offices, even if the original source might be a regional or local statistical office. Data are checked for consistency in the thematic units of Eurostat. For regional accounts, one of the core parts of regional indicators, a three-year quality project will be finalised by mid-2005. We will then have quality reports at our disposal from all 25 Member States concerning regional GDP, regional employment data and regional population.

In order to produce regional data, a classification of regional territorial units is needed. In the European Union, this classification called the 'NUTS

classification', which since 2003 is based on a regulation. NUTS is a hierarchical classification; it subdivides each Member State into a number of regions at NUTS 1 level. Each of these is then subdivided into regions at NUTS level 2, and these in turn into regions at NUTS level 3. NUTS favours institutional divisions. Therefore, the NUTS regions are in general administrative units, reflecting the remit of local authorities. Administrative regions are generally adopted by statisticians as the most appropriate units for data collection, processing and dissemination.

Since 2004, Eurostat additionally possesses urban statistics, with over 270 indicators measuring the 'quality of life' in 256 European cities. Data are available for the core cities, the larger urban zones and — a reduced data set — for sub-city districts. These data can also be directly accessed on Eurostat's dissemination website.

Comparable regional statistics, a major part of the European Statistical System, have been collected for several decades. Eurostat's regional statistics cover the principal aspects of the economic and social life of the European Union, including demography, migration, regional accounts, employment and unemployment, health, tourism, agriculture, research and development, education, etc. The concepts and definitions used are as close as possible to those used by Eurostat for the production or collection of statistics at national level.

Regional statistics are used for a wide range of purposes, including allocating Structural Funds in a rational and coherent way. Every five to seven years, the Commission distributes over EUR 50 billion in order to foster economic and social cohesion in the European Union. In



RELATED PRODUCTS

★ Regions: statistical yearbook 2004




New edition expected in autumn 2005



Format: paper including CD-ROM, PDF (without CD-ROM)
Language version: DE, EN, FR
Catalogue No: KS-AF-04-001-EN-C
ISBN: 92-894-7148-4
Size/pages: PDF file, 1 267 KB; 239 pages

As in previous years, the yearbook uses maps, graphs and tables to highlight regional differences in a dozen different social and economic fields. Detailed commentaries then explain some of the interrelationships or provide useful background information for the user. Again, the yearbook incorporates a CD-ROM with the data used to compile the maps and the electronic versions of the publication in German, English and French. This year, the CD-ROM also includes documentation concerning the adoption in 2003 of the NUTS 2003 regional nomenclature. New in the yearbook's coverage is a section exploring the potential of statistics at the NUTS 1 level, and a further innovation is the grouping of the previously separate LFS and unemployment chapters into a single chapter called 'Labour market statistics'. The 2004 yearbook is the first to be compiled in compliance with the NUTS 2003 nomenclature and also, of course, the first to feature 25 Member States.


★ European regional and urban statistics — Reference guide — 2005 edition



Format: PDF only
Language version: EN only
Catalogue No: KS-BD-05-001-EN-N
ISSN: 1683-464X
Size/pages: PDF file, 1 267 KB; 239 pages

The reference guide is designed to serve as a vademecum, explaining the background of European regional and urban statistics, including its regional classification NUTS. The structure of the data stored in the public database is comprehensively described.

★ Urban audit — methodological handbook



Format: PDF only
Language version: EN only
Catalogue No: KS-BD-04-002-EN-N
ISBN: 92-894-7079-8
Size/pages: PDF file, 1 583 KB; 88 pages

The *Urban audit — methodological handbook* provides both the information required by the data suppliers to achieve coherence and comparability of the urban audit data on the one hand, and helps users understand the methods that have been applied in data compilation, and assess the relevance of the data for their own purposes on the other. The handbook contains descriptions of the relevant aspects of the urban audit project, that is, the method for selection of spatial units for the three spatial levels (administrative city, larger urban zone and sub-city district) per country, the list of participating towns/cities, the glossary of variables and indicators (definitions and references) and basic information on the estimation methods applied.

STATISTICS IN FOCUS

- Private household income in the regions of the European Union, 2001
Catalogue No: KS-DN-04-004-3A-N
Format: PDF file; 1 MB
Issue date: 14.12.2004

DATABASES

Regions

Detailed information on the following sub-themes

- Agriculture
- Demographic statistics
- Economic accounts
- Education statistics
- Environment statistics
- Migration statistics
- Science and technology (research and development, patents)
- Structural business statistics
- Health statistics
- Tourism statistics
- Transport and energy statistics
- Annual regional statistics
- Regional labour market
- Regional transport statistics

New publications and databases





This part of *Statistical references* provides you with information about the most recent publications from the Eurostat catalogue.

For each theme, we add to the publications catalogue all related issues in the *Statistics in focus* series and the database domains concerned, which give further information on the subjects treated.

Please keep in mind that nearly all Eurostat publications are available in electronic format (PDF) and can be obtained via our internet site. Hard copies can be purchased from the "Publications Office's sales network".

For more detailed information concerning the purchase of Eurostat products, please see page 15.

All prices indicated are exclusive of VAT and postage & packaging.

	Comments	These pictograms will help you to identify the specific content as well as the language version(s) available of each Eurostat publication described in this issue of <i>Statistical references</i> .
	Tables	
	Graphs	
	Maps	

Language codes: DE (German), EN (English), FR (French)

STATISTICS IN FOCUS

- **Statistics in focus – Global subscription 2005 (all themes)**
Subscriptions always refer to a calendar year (January to December) and are payable in advance. This collection is published regularly by Eurostat and provides up-to-date summaries of the main results of statistical surveys, studies and analysis. It is published for all themes and consists of four or eight pages per issue. Eurostat issues around 200 Statistics in focus per year.
Format: paper
Language version: DE, EN, FR
Code: VAZ000
Subscription price: EUR 240
- **Lower education level in the thinly populated areas even for the younger generations**
Catalogue No: KS-DN-05-001-3A-N
Format: PDF file; 231 KB
Issue date: 6.4.2005

DATABASES

General and regional statistics

Detailed information on the following sub-themes:

- European and national short-term indicators
- Regions
- Urban audit

Sustainable development indicators


Information given on:

- Economic development
- Poverty and social exclusion
- Ageing society
- Public health
- Climate change and energy
- Production and consumption patterns
- Management of natural resources
- Transport
- Good governance
- Global partnership

GENERAL AND REGIONAL STATISTICS



★ Eurostatistics – Data for short-term economic analysis – Annual subscription 2005





Format: paper, PDF
Language version: EN only
Subscription code: VH1000
ISSN: 1725-8111
Price of paper edition
Annual subscription price: EUR 180
Single issue price: EUR 20

Eurostatistics – Data for short-term economic analysis is designed to monitor the evolution of the economic activity in the European Union, euro zone and Member States. It intends to give a synthetic picture of the macroeconomic situation in the recent past. It contains monthly and quarterly macroeconomic data presented following an economic classification of the indicators such as output, demand, prices, labour market, external transactions, monetary and financial markets.


★ Portrait of the European Union





Format: PDF only
Language version: EN only
Catalogue No: KS-60-04-523-EN-N
Size/pages: PDF file, 458 KB; 32 pages

This brochure presents 13 chapters on major statistical indicators on the European Union and its Member States. Each chapter includes a short commentary, a table and a graph. Two Member States are highlighted in the commentary in each chapter and are illustrated with a picture each.

★ The seasonal adjustment of short time series





Format: PDF only
Language version: EN only
Catalogue No: KS-DT-05-002-EN-N
ISBN: 92-894-8620-1
Size/pages: PDF file, 791 KB; 14 pages


The purpose of this work consists in evaluating changes in the quality performances of two different and widely used programs for seasonal adjustment, X-12-Regarima and Tramo-Seats, when the length of time series is progressively reduced. The comparisons are carried out by using appropriate and homogeneous quality indicators for the analysis of the adjustment performed by the two programs. A wide array of EU/euro-area time series is analysed. Though the quality of the adjustment progressively reduces for both approaches when the sample is shortened, the deterioration in quality indicators is found to be greater for the model-based approach.

★ Eurostat library – Offer: Global

This offer includes all printed Eurostat monographs, as well as all of Eurostat's periodicals produced during the course of the year. It excludes *Statistics in focus*.


Format: paper
Language version: EN, DE and FR occasionally
All themes / All collections
Subscription code: VOSMON-05
Price: EUR 500


★ The seasonal adjustment of qualitative business and consumer surveys



Format: PDF only
 Language version: EN only
 Catalogue No: KS-DT-05-001-EN-N
 ISBN: 92-894-8617-1
 Size/pages: PDF file, 458 KB; 30 pages

This paper considers monthly qualitative surveys currently produced by the Directorate-General for Economic and Financial Affairs within the framework of the Joint Harmonised EU Programme of Business and Consumer Surveys to see: a) whether deterministic/stochastic seasonal components have to be considered as common features of their time behaviour; b) whether an indirect or a direct approach for seasonal adjustment should be preferred when the series contains a seasonal component; c) whether significant differences arise in the outcomes when different seasonal adjustment procedures are chosen.

★ Quality measures for economic indicators



Format: PDF only
 Language version: EN only
 Catalogue No: KS-DT-05-003-EN-N
 ISBN: 92-894-8623-6
 Size/pages: PDF file, 707 KB; 19 pages

Eurostat compiles on a regular basis EU and euro zone infra-annual economic statistics relevant for short-term economic analyses. Among these, a list of 19 indicators, called principal European economic indicators (PEEIs), has been identified by key users as of prime importance for the conduct of economic and monetary policies for the euro zone. Eurostat has always put much effort on making these statistics promptly available, reliable and harmonised for a sufficiently long time period. However, progresses achieved need to be closely monitored. To this end, the paper proposes a limited list of quality indicators to be used on a regular basis, easy to be implemented and giving users a clear and up-to-date overview of the state of quality of PEEIs, changes with respect to the recent past and future prospects. Examples of application of the proposed quality framework are provided in the paper.

ECONOMY AND FINANCE

★ EC economic data pocketbook – Quarterly publication – Annual subscription 2005



Format: paper, PDF
 Language versions: trilingual, DE/EN/FR
 Subscription code: VB0000
 Price of paper edition
 · Annual subscription price: EUR 40
 · Single issue price: EUR 12

The EC economic data pocketbook is a handy collection of economic data from different domains, covering the European aggregates, EU Member States and its main economic partners. The publication focuses on the structural aspects of the EU economy; consequently, most of the data given are annual, complemented by selected monthly and quarterly indicators

STATISTICS IN FOCUS

- Quarterly accounts – Fourth quarter 2004 – Output side
 Catalogue No: KS-NJ-05-016-3A-N
 Format: PDF file; 283 KB
 Issue date: 18.5.2005
- Quarterly accounts – Fourth quarter 2004 – Income side
 Catalogue No: KS-NJ-05-015-3A-N
 Format: PDF file; 267 KB
 Issue date: 18.5.2005
- Quarterly accounts – Fourth quarter 2004 – Expenditure side
 Catalogue No: KS-NJ-05-014-3A-N
 Format: PDF file; 260 KB
 Issue date: 18.5.2005
- Clothing and footwear – comparative price levels in EU, EFTA1 and candidate countries for 2003
 Catalogue No: KS-NJ-05-013-3A-N
 Format: PDF file; 272 KB
 Issue date: 17.5.2005
- Harmonized indices of consumer prices – March 2005
 Catalogue No: KS-NJ-05-012-3A-N
 Format: PDF file; 313 KB
 Issue date: 11.5.2005
- Gross fixed capital formation – Comparative price levels in EU, EFTA and candidate countries for 2001, 2002 and 2003
 Catalogue No: KS-NJ-05-010-3A-N
 Format: PDF file; 558 KB
 Issue date: 22.3.2005
- Purchasing power parities and related economic indicators for EU, candidate countries and EFTA
 Catalogue No: KS-NJ-04-053-3A-N
 Format: PDF file; 374 KB
 Issue date: 15.12.2004
- EU-25 FDI – 2001–2003 data
 Catalogue No: KS-NJ-04-052-3A-N
 Format: PDF file; 245 KB
 Issue date: 8.12.2004

- Eu International Trade in Services 2003 – EU-25 external surplus of €35.6 bn
 Catalogue No: KS-NJ-05-017-3A-N
 Format: PDF file; 291 KB
 Issue date: 1.6.2005
- harmonized Indices of Consumer Prices – April 2005
 Catalogue No: KS-NJ-05-018-3A-N
 Format: PDF file; 310 KB
 Issue date: 31.5.2005



© 2003 Corbis

DATABASES

Economy and finance

Detailed information on the following sub-themes:

- Main economic indicators
- National accounts (including GDP) (changes to national accounts in 2005)
- Government statistics
- Financial accounts
- Exchange rates and interest rates
- Monetary and other financial statistics
- Prices
- Balance of payments – international transactions

POPULATION AND SOCIAL CONDITIONS



★ European social statistics: social protection expenditure and receipts – Data 1994–2002



Format: PDF only
Language version: EN only
Catalogue No: KS-DC-05-001-EN-N
ISBN: 92-894-8651-1
ISSN: 1681-9365
Size/pages: PDF files, 1 540 KB; 365 pages

This publication includes data (1994–2002) on expenditure and receipts of social protection schemes. The data are drawn up according to the Esspros Manual 1996. Esspros stands for European system of integrated social protection statistics, a harmonised system providing a means of analysing and comparing social protection financial flows. Expenditure of social protection schemes is broken down into social benefits, administration costs and other expenditure. Social benefits are classified by function: sickness/healthcare, disability, old age, survivors, family/children, unemployment, housing and social exclusion. Receipts of social protection schemes comprise social contributions, general government contributions and other receipts.


★ Survey on country profiles – Final report



Format: PDF only
Language version: EN only
Catalogue No: KS-CC-05-002-EN-N
ISBN: 92-894-8556-6
ISSN: 1725-065X
Size/pages: PDF file, 1 586 KB; 81 pages

The final report of the survey on country profiles evaluates the quality of education finance data of the UOE data collection that is jointly administered by the United Nations Educational, Scientific, and Cultural Organisation Institute for Statistics (Unesco/UIS), the Organisation for Economic Cooperation and Development (OECD), and the Statistical Office of the European Union (Eurostat).

★ The production of data on homelessness and housing deprivation in the European Union: survey and proposals



Format: PDF only
Language version: EN only
Catalogue No: KS-CC-04-008-EN-N
ISBN: 92-894-8170-6
ISSN: 1725-065X
Size: PDF file, 1 MB; 413 pages

Homelessness and housing deprivation is perhaps the most extreme example of poverty and social exclusion in society today, both as a symptom and as a cause. So far, however, there are few official statistics on homelessness and housing deprivation, and these are rarely comparable between countries. This report highlights the various obstacles to a pan-European comparison, discusses the definition(s) of homelessness and housing deprivation and reviews systems for data collection, supporting the analysis with extensive appendices. It concludes with a series of concrete proposals. The report is considered to make an important contribution to the progress of efforts to gauge the scale and extent of homelessness and housing deprivation in a European context.



DATABASES

Economy and finance

Detailed information on the following sub-themes:

- Population
- Health
- Education and training
- Labour market
- Living conditions and welfare
- Information society statistics
- Tourism

STATISTICS IN FOCUS

- Summer tourism trends in 2004
Catalogue No: KS-NP-05-019-3A-N
Format: PDF file; 283 KB
Issue date: 17.5.2005
- Internet usage by individuals and enterprises 2004
Catalogue No: KS-NP-05-018-3A-N
Format: PDF file; 590 KB
Issue date: 13.5.2005
- In-work poverty – new commonly agreed indicators at the EU level
Catalogue No: KS-NK-05-005-3A-N
Format: PDF file; 361 KB
Issue date: 28.4.2005
- Gender gaps in the reconciliation between work and family life
Catalogue No: KS-NK-05-004-3A-N
Format: PDF file; 297 KB
Issue date: 12.4.2005
- Main results from the EU labour force survey – Labour market latest trends – third quarter 2004 data
Catalogue No: KS-NK-05-003-3A-N
Format: PDF file; 309 KB
Issue date: 11.3.2005
- The European consumer in the enlarged Union
The European consumer in the enlarged Union
Catalogue No: KS-NK-05-002-3A-N
Format: PDF file; 390 KB
Issue date: 23.2.2005

★ Comparable time use statistics – National tables from 10 European countries



Format: PDF only
Language version: EN only
Catalogue No: KS-CC-05-001-EN-N
ISBN: 92-894-8553-1
ISSN: 1725-065X
Size/pages: PDF file, 427 KB; 14 pages

This working paper presents comparable time use statistics for 10 European countries (Belgium, Germany, Estonia, France, Hungary, Slovenia, Finland, Sweden, the United Kingdom and Norway). The main results were published in the pocketbook *How Europeans spend their time in 2004*. The working paper includes for further analysis the tables originally produced by each of the 10 participating countries. Information on how to prepare comparable tables in compliance with harmonised European time use surveys (HETUS) guidelines is also included

INDUSTRY, TRADE AND SERVICES



★ European business – Facts and figures – Data 1998–2002



includes a CD-ROM!




Format: paper and PDF files
 Language version: EN only
 Paper edition including CD-ROM: 421 pages
 ISBN: 92-894-5433-4
 ISSN: 1681-2050
 Catalogue No: KS-63-04-214-EN-N
 Price: EUR 50

European business – facts and figures provides a standard set of information for industrial and service activities within the European Union (25 Member States). The 2004 edition includes data for the 10 new Member States, which (subject to data availability) have been fully integrated into the publication, with the inclusion of EU-25 totals wherever these were possible. The data provided in *European business* traces the major developments of output, employment and external trade. The commentaries concentrate largely on the three-digit level of the NACE Rev. 1 classification of economic activities. The chapters in *European business* are structured largely on the basis of their NACE code, starting with energy and the extractive industries and finishing with business services, the information society and media. The accompanying CD-ROM contains the commentaries, tables and figures of the paper publication, as well as a database which contains many additional series (for example, longer time-series or breakdowns by Member State). Within the database component the underlying statistics can be easily accessed using Eurostat's dedicated database browser, EVA (Eurostat visual application). Data can be extracted and exported for manipulation in database or spreadsheet applications. The CD-ROM also provides a large amount of background information on the underlying legislation, sources and classifications that have been used, as well as a glossary of terms.

PDF version in 6 parts

- Part 1: Energy, water and construction, 1 Mb
- Part 2: Chemicals and metals, 1 Mb
- Part 3: Capital goods industries, 1 Mb
- Part 4: Consumer goods and media, 2 Mb
- Part 5: Trade and tourism, 1 Mb
- Part 6: Business services, 2 Mb

★ Business services – An analysis of structural, foreign affiliates and business demography statistics – Data 2001



Format: PDF only
 Language version: EN only
 Catalogue No: KS-63-04-214-EN-N
 ISBN: 92-894-6091-1
 Size/pages: PDF file, 478 KB; 63 pages

The main objective of this publication is to present the results of the development project on business services. The centre of interest of the above development project relates to the statistical results on computer services (division 72 of NACE Rev. 1) and other business services (part of division 74 of NACE Rev. 1). Firstly, the importance of business services in the market economy is analysed. Then, based on the detailed turnover by product data, each product's impact on turnover, consistency of product level statistics and product specialisation are analysed. Information on turnover by client is used to analyse the type and location of client and client specialisation. Data on value-added, personnel costs and employment enables the analysis on productivity and personnel cost issues. In order to provide a complete picture of this sector, additional statistical analysis on foreign affiliates and on business demography within business services has been carried out.

DATABASES

Industry, trade and services

Detailed information on the following sub-themes:

- Industry, trade and services – horizontal view
- Statistics by product
- Information society statistics
- Industry and construction
- Distributive trade
- Services
- Financial services
- Tourism

★ Quarterly panorama of European business – annual subscription 2005



Format: paper, PDF
 Language versions: paper: EN only; PDF: DE, EN, FR
 Subscription code: VPA000
 Price of paper edition: Annual subscription price: EUR 100
 Single issue price: EUR 30

The *Quarterly panorama of European business statistics* provides recent data on the economic developments in the EU and the euro zone on a general level and by analysing the different sectors of the economy. It also compares the European developments with other major economies. With this analysis, the quarterly panorama complements Eurostat's annual publication, *European business*.


STATISTICS IN FOCUS

- Developments for output prices during the first quarter of 2005
 Catalogue No: KS-NP-05-020-3A-N
 Format: PDF file; 326 KB
 Issue date: 26.5.2005
- Developments for the construction sector during the final quarter of 2004
 Catalogue No: KS-NP-05-017-3A-N
 Format: PDF file; 242 KB
 Issue date: 17.5.2005
- Summer tourism trends in 2004
 Catalogue No: KS-NJ-05-014-3A-N
 Format: PDF file; 260 KB
 Issue date: 18.5.2005
- Internet usage by individuals and enterprises 2004
 Catalogue No: KS-NP-05-018-3A-N
 Format: PDF file; 590 KB
 Issue date: 13.5.2005
- Latest developments for the production and new orders indices for total industry (excluding construction) during the final quarter of 2004
 Catalogue No: KS-NP-05-016-3A-N
 Format: PDF file; 383 KB
 Issue date: 6.4.2005
- From opinions to facts...Links between short-term business statistics and business and consumer opinion surveys
 Catalogue No: KS-NP-05-015-3A-N
 Format: PDF file; 280 KB
 Issue date: 6.4.2005
- Developments for retail trade during the final quarter of 2004
 Catalogue No: KS-NP-05-014-3A-N
 Format: PDF file; 281 KB
 Issue date: 22.3.2005
- Tourism in the enlarged European Union
 Catalogue No: KS-NP-05-013-3A-N
 Format: PDF file; 377 KB
 Issue date: 3.3.2005
- eGovernment: Internet-based interaction with European businesses and citizens
 Catalogue No: KS-NP-05-009-3A-N
 Format: PDF file; 404 KB
 Issue date: 7.2.2005
- Telecommunications in Europe
 Catalogue No: KS-NP-05-008-3A-N
 Format: PDF file; 399 KB
 Issue date: 7.2.2005

AGRICULTURE AND FISHERIES



★ Agricultural statistics – Quarterly bulletin – Annual subscription 2005




Format: paper including CD-ROM, PDF (without CD-ROM)
Language version: trilingual, DE/EN/FR
Subscription code: VXAS00
Price of paper edition:
 · Annual subscription price: EUR 120
 · Single issue price: EUR 35

This publication contains monthly data on crop production, animal production and agricultural prices plus commentary. The source of this publication is the database system New Cronos where Eurostat collects its data since 1955. The publication includes the AGRIS CD-ROM (agricultural information system), now also containing all tables in HTML and Excel format.

includes a CD-ROM !

★ CAPSIM – Documentation of model structure and implementation



Format: PDF only
Language version: EN only
Catalogue No: KS-AZ-05-001-EN-N
ISBN: 92-894-4587-4
ISSN: 1725-0714
Size/pages: PDF file, 1479 KB; 183 pages

CAPSIM is a partial equilibrium model with behavioural functions for the supply of agricultural products, input demand, consumer demand, and processing of agricultural products. It is the most recent modelling tool developed on behalf of Eurostat for the analysis of the common agricultural policy and covers the whole of agriculture of EU Member States in the definitions of the economic accounts for agriculture. This working document presents a detailed description of the model structure and the implementation of the model. The document highlights the methodological and technical approaches chosen for CAPSIM and explains the model's functionality. It also aims at providing information necessary for the interpretation and evaluation of model results to readers and users of model results.

★ Fishery statistics – Data 1990–2003



Format: paper, PDF
Language version: EN only
Catalogue No: KS-DW-04-001-EN-C
ISBN: 92-894-8215-X
Price of paper edition: EUR 10
Size/pages: PDF file, 826 KB; 53 pages

This pocketbook contains summary tables on catches by fishing region, on aquaculture production, on total production, on landings in European Economic Area (EEA) ports, on trade in fishery products, on supply balance sheets, on the EEA fishing fleet and on the number of fishers.

DATABASES

Detailed information on the following three sub-themes:

Agriculture

- Agricultural – main indicators
 - Economic accounts for agriculture and forestry
 - Structure of agricultural holdings
 - Animal feed
 - Agricultural prices and price indices
 - Agricultural products
 - European orchard surveys
 - Viticulture
 - Food: from farm to fork
- new domain available in summer with annual data from 1991 onwards for all EU members and Candidate and EFTA countries regarding statistics on food products and the food sector. The domain takes into consideration all data that is relevant for food safety purposes and covers the whole food chain: from farm to fork. It includes, as well, statistics on "products with distinctive marks" like products issued from organic farming and GMO (Genetically Modified Organisms).

Forestry

- Economic accounts for forestry
- Forestry statistics

Fisheries

- Catches by fishing region
- Tuna catches
- Aquaculture production
- Landings
- Fishing fleet
- Employment in the fishery sector
- Foreign trade in fishery products
- Supply balance sheets for fishery products
- Global production by fishing region



STATISTICS IN FOCUS

- EU-15: 13 % decline in area under fruit trees
Catalogue No: KS-NN-05-023-3A-N
Format: PDF file; 295 KB
Issue date: 20.5.2005
- Milk collection in the European Union, EU-25, 1999–2004
Catalogue No: KS-NN-05-025-3A-N
Format: PDF file; 424 KB
Issue date: 20.5.2005
- Agricultural price trends for EU-25 in November 2004
Catalogue No: KS-NN-05-024-3A-N
Format: PDF file; 271 KB
Issue date: 20.5.2005
- Survey of the EU pig population in December 2004 and production forecasts for 2005
Catalogue No: KS-NN-05-026-3A-N
Format: PDF file; 264 KB
Issue date: 17.5.2005
- Survey of EU cattle populations in December 2004 and production forecasts for 2005
Catalogue No: KS-NN-05-021-3A-N
Format: PDF file; 241 KB
Issue date: 27.4.2005
- December 2004 survey of EU sheep and goat populations and production forecasts for 2005
Catalogue No: KS-NN-05-020-3A-N
Format: PDF file; 214 KB
Issue date: 27.4.2005
- 2004 cereal harvest: the most productive harvest in 10 years
Catalogue No: KS-NN-05-010-3A-N
Format: PDF file; 282 KB
Issue date: 8.3.2005
- Agricultural income in EU-25 in 2004: + 3.3 % in real terms
Catalogue No: KS-NN-04-038-3A-N
Format: PDF file; 383 KB
Issue date: 17.12.2004

© 1995 Photodisc, Ltd



EXTERNAL TRADE



★ **Intra- and extra-EU trade – Monthly data – Combined nomenclature**
– Annual subscription 2005: 11 DVD-ROMs and 2 supplements



Format: DVD-ROM
Language versions:
trilingual, DE/EN/FR
Subscription code: OCDR00
Cat. N°: KS-CK-05-000-3A-Z
ISSN: 1017-6594
Annual subscription price:
EUR 210 (Comprises: 11 DVDs
and three supplements on DVD
Single issue price: EUR 40

This DVD-ROM is published monthly. It contains statistics of trade of Member States, classifications of countries and products, methodological notes, notes on the state of data availability and the user manual. It includes data of the acceding countries and the database Procom (previously Europros CD-ROM).


★ **External and intra-European Union trade – Monthly statistics**



Format: PDF only
Language version:
on: EN only
Catalogue No: KS-AR-05-
000-EN-N
ISSN: 1725-700X
Size/pages: PDF file,
2 706 KB; 315 pages

The monthly bulletin on external and intra-European Union trade provides data on short-term trends in the trade of the European Union and its Member States. In particular, it contains monthly statistics on the trade flows of the EU with its main trading partners on the one hand and between the Member States on the other. These statistics are broken down by major product groups. The publication now includes the first estimates for the EU and euro zone.

★ **External and intra-European Union trade – Statistical yearbook – Data 1958–2003**



Format: PDF only
Language version: EN only
Catalogue No:
KS-CV-04-001-EN-N
ISBN: 92-894-8650-3
ISSN: 1606-3481
Size/pages: PDF file, 1 MB;
238 pages


The yearbook on external and intra-European Union trade sets out to provide data on long-term trends in the trade of the European Union and its Member States. It contains data on the trade flows, broken down by major product group, of the EU with its main trading partners on the one hand and between the Member States on the other. The publication also includes extra chapters on the trade of candidate countries and the EFTA members.

★ **Panorama of European Union trade – Data 1988–2001**



Format: paper, PDF
Language versions:
· paper: EN only;
· PDF: DE, EN, FR
Catalogue No:
KS-DJ-03-001-EN-C
ISBN: 92-894-5318-4
Price of paper edition:
EUR 15
Size/pages: PDF file,
696 KB; 51 pages

This Panorama sets out to describe the features and trends of the EU external trade during the period 1988–2001. It emphasises the place of the European Union on the world market and analyses its trade flows with its main trading partners as well as the goods exchanged. The Panorama also looks into the trade between the Member States and of the euro zone. The trade relations between the EU and the former candidate countries are tackled in a specific chapter.



STATISTICS IN FOCUS

- **European trade in transport equipment**
Catalogue No: KS-NO-05-002-3A-N
Format: PDF file; 239 KB
Issue date: 23.5.2005
- **External trade of western Balkan countries**
Catalogue No: KS-NO-05-001-3A-N
Format: PDF file; 288 KB
Issue date: 4.3.2005


DATABASES

External trade

Detailed information on the two following subthemes:

- **External trade aggregated data**
 - External trade long-term indicators
 - External trade short-term indicators
- **External trade detailed data**
 - External trade detailed data at CN8 level
 - External trade detailed data at HS6 level
 - External trade data at HS4 and HS2 level


★ **Statistics on the trading of goods – User guide – 2005 edition**



Format: PDF only
Language version: EN only
Catalogue No:
KS-BM-05-001-EN-N
ISBN: 92-894-9346-1
ISSN: 1725-0153
Size/pages: PDF file,
1 142 KB; 55 pages

The guide describes the basic methodology used for the compilation of Community statistics on the trading of goods. It also provides some information on the differences between EU statistics and those published by Member States and international organisations. This publication is aimed at the general user of these statistics and does not require a specialist background to be understood. The 2005 edition takes into account the new Intrastat legislation, EU enlargement and the new free dissemination policy of European statistics.


★ **External trade by activities and size-classes of enterprises**



Format: PDF only
Language version: EN only
Catalogue No:
KS-AS-05-001-EN-N
ISBN: 92-894-8787-9
ISSN: 1725-0749
Size/pages: PDF file,
480 KB; 15 pages

By linking external trade statistics with general business registers it is possible to reconcile trade flows by enterprise characteristics, for instance by sector of activity or by size of traders. In 2002, Eurostat launched a pilot study to test the feasibility of linking and to produce predefined tables. This paper provides an overview of the methodology and a summary of the main findings of the pilot study.

★ Geonomenclature




Format: PDF only
Language version: DE, EN, FR
Catalogue No: KS-BM-04-002-3A-N
ISBN: 92-894-8292-3
ISSN: 1725-0153
Size/pages: PDF file, 3 MB; 75 pages

The purpose of this publication is to provide users with all the supplementary information on the Geonomenclature 2004 that is essential to understand its content and to illustrate the changes in country codes in order to facilitate analysis of the results of the statistics on the European Union's external trade.

TRANSPORT



★ Everything on transport statistics – Data 1970–2002



Format: DVD
Language version: trilingual, DE/EN/FR
Catalogue No: KS-DX-04-001-3A-Z
ISBN: 92-894-8463-2
ISSN: 1725-3136
Price of DVD: EUR 20

This *Everything on transport statistics* DVD-ROM is a repository of all public documents and data related to transport statistics in Europe and main partner countries. It contains about 27 million items of statistical data and more than 900 documents, mostly produced by Eurostat's transport unit. Some documents related to transport statistics are also issued from other units of Eurostat (environment, business statistics, regional data, etc.) or from other DGs of the European Commission, such as the Directorate-General for Energy and Transport. This work relies on the European statistical system, which for transport statistics is mainly represented by the national statistical institutes and the ministries of transport of the EU Member States plus Norway and Switzerland. This third edition gives access to new data, publications and legal acts related to statistics for all transport modes

STATISTICS IN FOCUS

- Passenger transport by rail 1995–2002
Catalogue number: KS-NZ-04-005-EN-N
Format: PDF file; 272 Kb ;
Issue date: 25.2.2004
- Short distance passenger mobility in Europe
Catalogue No: KS-NZ-05-005-3A-N
Format: PDF file; 311 KB
Issue date: 28.4.2005
- Passenger air transport 2002–2003 – Passenger air transport taking-off again in 2003
Catalogue No: KS-NZ-05-004-3A-N
Format: PDF file; 284 KB
Issue date: 14.4.2005
- Trends in rail goods transport 1990–2003
Catalogue No: KS-NZ-05-003-3A-N
Format: PDF file; 363 KB
Issue date: 14.2.2005

DATABASES


Transport

- Detailed information on the following subthemes:
- Main indicators – Transport
 - Railway transport
 - Road transport
 - Inland waterways transport
 - Oil pipeline transport
 - Maritime transport
 - Air transport
 - Various/other transport data

ENVIRONMENT AND ENERGY



★ Energy: Yearly statistics – Data 2002



Format: PDF only
Language version: trilingual, DE/EN/FR
Catalogue No: KS-CN-04-001-3A-N
ISBN: 92-894-7673-7
ISSN: 1609-4190
Size/pages: PDF file, 1 MB; 357 pages

The first chapter of this yearbook covers the characteristic data of energy economics in recent years. The second chapter gives an overall view of the trends for the principal aggregates, taken from the 'energy supplied' balance-sheets of the European Union in tonnes of oil equivalent. The third chapter gives historical series for each energy source for the principal aggregates characterising the structure of energy economics.

STATISTICS IN FOCUS

- Gas prices for EU industry on 1 July 2004
Catalogue No: KS-NQ-04-009-3A-N
Format: PDF file; 337 KB
Issue date: 20.12.2004
- Electricity prices for EU households on 1 July 2004
Catalogue No: KS-NQ-04-006-3A-N
Format: PDF file; 329 KB
Issue date: 20.12.2004



© European Community, 1995–2002

DATABASES

Detailed information on the two following subthemes:

Environment

- Environment
- Land use
- Air pollution/climate change
- Waste
- Water
- Environmental expenditure and environmental taxes
- Agriculture
- Regional environmental statistics
- Biodiversity
- Indicators
- Environment protection
- Transport and environment reporting mechanism

Energy

- Main indicators – energy statistics (ES)
- Energy statistics (ES) – quantities
- Energy statistics (ES) – prices
- Nuclear power stations

SCIENCE AND TECHNOLOGY



★ The EU-15's new economy: a statistical portrait



Format: paper, PDF
 Language version: EN only
 Catalogue No: KS-AV-05-001-EN-C
 ISBN: 92-894-9058-6
 ISSN: 1725-0838
 Paper edition: available only from Statistics Netherlands, EUR 22.50
 Size/pages: PDF file, 732 KB; 119 pages

The working paper *The EU-15's new economy: a statistical portrait* offers a statistical portrait of the EU-15 which makes it possible to benchmark the countries involved in terms of how they are managing to achieve the goals set in the Lisbon strategy. It is both comprehensive – covering a broad spectrum of phenomena relevant to the new economy – but at the same time compact, restricting itself to a set of 50 key indicators. Because of this, the publication provides the reader with a well-considered and practical overview of how Europe is performing with regard to the Lisbon agenda. This working paper is one of the results of the project 'New economy statistical information system' (NESIS), which was carried out under the fifth EU framework programme for research and technological development (FP5). Further information on the NESIS project is available at the project website <http://nesis.jrc.it>. This publication exists only in English.

★ Science and technology in Europe: statistical pocketbook – Data 1993–2003



Format: paper, PDF
 Language version: EN only
 Catalogue No: KS-EA-05-001-EN-C
 ISBN: 92-894-8729-1
 ISSN: 1725-5821
 Size/pages: PDF file, 1153 KB; 158 pages

This edition of *Science and technology in Europe – Statistical pocketbook* presents the key indicators describing science and technology in Europe and its main competitors. This publication, intended for both generalists and specialists, contains a selection of tables and figures in the fields of government budget appropriations or outlays on R & D (GBAORD), R & D expenditure and personnel, patents, innovation, high-tech trade, information society, human resources in science and technology (HRST) and employment in high technology and knowledge-intensive sectors. Data are presented both at the national and regional levels, with additional general indicators included for reference.

STATISTICS IN FOCUS

- Internet usage by individuals and enterprises 2004
 Catalogue No: KS-NP-05-018-3A-N
 Format: PDF file; 590 KB
 Issue date: 13.5.2005
- Government budget appropriations or outlays on R & D – EU-25's total GBAORD steadily increasing
 Catalogue No: KS-NS-05-005-3A-N
 Format: PDF file; 281 KB
 Issue date: 28.4.2005
- R & D in the business enterprise sector of the European Union
 Catalogue No: KS-NS-05-004-3A-N
 Format: PDF file; 291 KB
 Issue date: 6.4.2005
- R & D personnel in the EU
 Catalogue No: KS-NS-05-003-3A-N
 Format: PDF file; 408 KB
 Issue date: 3.3.2005
- R & D expenditure in the European Union
 Catalogue No: KS-NS-05-002-3A-N
 Format: PDF file; 453 KB
 Issue date: 24.2.2005
- Increasing numbers of foreign students in the EU, decreasing job-to-job mobility of HRST
 Catalogue No: KS-NS-05-001-3A-N
 Format: PDF file; 617 KB
 Issue date: 14.1.2005
- Innovation activity in the new Member States and candidate countries – Output, barriers and protection
 Catalogue No: KS-NS-04-013-3A-N
 Format: PDF file; 388 KB
 Issue date: 8.12.2004
- Innovation in the new Member States and candidate countries – Activity, cooperation and sources
 Catalogue No: KS-NS-04-012-3A-N
 Format: PDF file; 380 KB
 Issue date: 8.12.2004

© European Community, 1995–2002



DATABASES

Science and Technology

Detailed information on the following subthemes:

- Research and development
- Survey on innovation in EU enterprises
- High-tech industry and knowledge-based services
- European and US patenting systems
- Human resources in science and technology
- Information society statistics

Eurostat in brief



Eurostat is the statistical office of the European Communities, established in 1953.

Eurostat's mission is to gather figures from the different European statistical offices in order to provide comparable and harmonised data for the European Union to use in the definition, implementation and analysis of Community policies.

Eurostat statistical products and services are also of great value to Europe's business community, academics, think tanks, librarians, non-governmental organisations (NGOs), the media and citizens. The data are organised into the nine areas covered by Eurostat.

Eurostat's core service is the provision of accurate, reliable and up-to-date statistical data at the European level.

Eurostat collects official data from national statistical offices and other organisations and harmonise them. It thus obtains readily comparable data for the European Union as a whole, as well as for the individual Member States and other EU partner countries.

Eurostat offers a comprehensive range of printed and electronic publications that, collectively, cover all areas of European statistics, and at every level of detail.

Whatever your area of specialisation is – whether you need just statistics or in-depth coverage, with tables, graphs, maps and detailed analysis on your preferred theme – you are sure to find products that meet your specific requirements.

Providing access to the vast quantities of data Eurostat maintains is a natural spin-off from its core service. This comprises three distinct but related channels of dissemination:

■ Eurostat website

The Eurostat website provides direct access to all publications in PDF format, press releases, key indicators and detailed data from our databases. All these products can be downloaded free of charge at <http://www.europa.eu.int/comm/eurostat/>

■ Eurostat publications

Eurostat publications provide access to both general and specialised information on the entire scope of European statistics. Hard copies of Eurostat publications (paper, CD-ROM) can be purchased from the Office for Official Publications of the European Communities sales network. This Office operates an extensive network of sales offices throughout Europe and beyond, from which you can obtain all Eurostat hard copy publications. Online orders are possible via its website at: http://publications.eu.int/others/sales_agents_fr.html

NB: All prices indicated are exclusive of VAT and shipping charges. For orders, the national VAT will be applied.

■ Eurostat tables

'Key indicators on EU policy' are predefined tables in HTML format.

Euro-indicators

They show on some 300 tables the short-term economic data available for the euro zone and the EU, as well as for Member States. They cover the following topics: balance of payments; business surveys; consumer prices; external trade; industry, commerce and services; labour market; monetary and financial indicators; national accounts. A publication timetable is also available.

Long-term indicators

Some 600 tables on many areas of life, work, the economy and the environment in the EU can easily be accessed.

Structural indicators

Some 100 tables extracted from the Commission's synthesis report. The indicators cover the domains of employment, innovation and research, economic reform, social cohesion and the environment.

Sustainable development indicators

The aim is to present a set of indicators being developed to monitor, assess and review the EU's sustainable development strategy. A parallel objective is to inform the general public about progress in attaining the commonly agreed objectives of sustainable development.

■ Eurostat databases and metadata

The macroeconomic and social databases were created for all those who require high-quality statistical information as an aid to decision-making. Far more than 300 million data are available. They are subdivided into several domains, each covering a specific sector. Links to the methodology applied following the common 'statistical documentation on dissemination standards' (SDDS) provides full information to specialised users. The data are available in multidimensional tables.

Eurostat on the internet



<http://www.europa.eu.int/comm/eurostat>

What does the Eurostat website offer?

Eurostat offers data free of charge on its website – seven days a week and 24 hours a day.

Our website is updated daily. Visit it today and get:

- direct access to the latest and most complete statistical information available on the European Union, the EU Member States, the euro zone, the EEA and other European partner countries;
- a wide range of free statistical information, including the latest economic, social and other key indicators, plus many more products you can view online or download at no cost, as well as regular press releases;
- alert me – customisable e-mail alerts that inform you immediately when new data or publications on your preferred topics become available;
- specialised access to short-term economic data;
- complete information on all Eurostat products and services.

In addition, Eurostat has improved its website in order to have an attractive design. The new home page is much more user friendly and gives direct access to multiple navigation functions. <http://www.europa.eu.int/comm/eurostat>.

Eurostat also wants to facilitate the search for the user. Thanks to the newly designed theme page, the user can have subject-related access to the data, tables, publications and methodology.

■ A new 'product page'

Eurostat has created a new 'product page' for its publications. This new page will allow you to know more about the availability, the formats and other bibliographical details of the products.

KS-CL-05-001-EN-C



Publications Office
Publications.eu.int