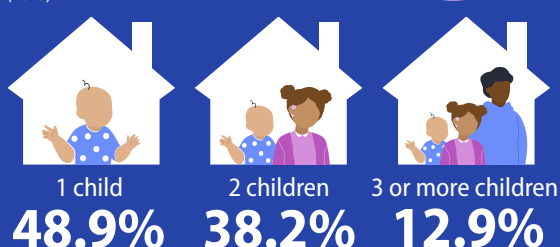


CHILDREN IN THE EU



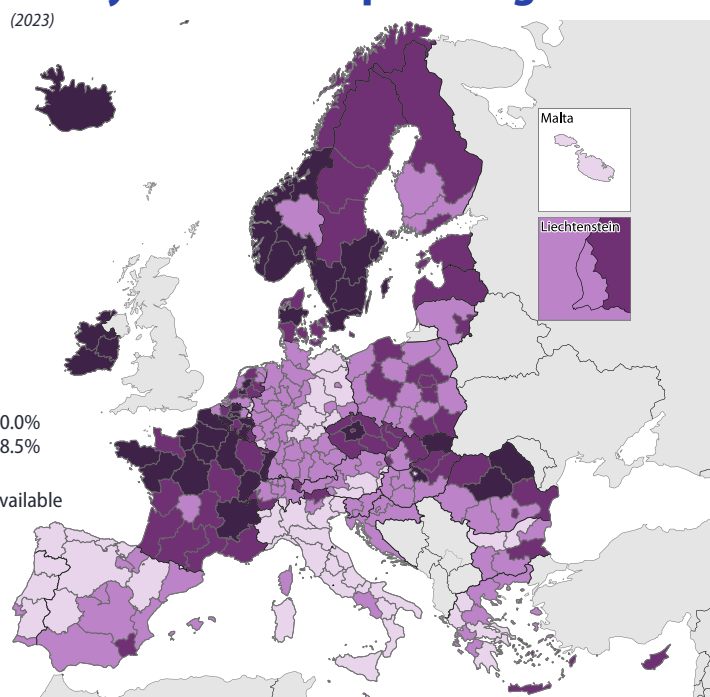
47.7
million households with dependent children
(2023)

5.9
million single parent households



Source: Eurostat, ifst_hhnhtych

Percentage of population aged 0-17 years in European regions (2023)



Year	Percentage
2010	18.7%
2023	18.0%
Estimate for 2050	16.4%

Source: Eurostat, demo_pjanind

Childcare arrangements

62.6%


of EU children under 3 years are **neither in formal childcare nor education**
(2023)



Source: Eurostat, ilc_caindform25

78.4%


of EU parents state they **spend enough time with the children** living with them
(2021)



Source: Eurostat, ilc_chsb02

Education

13.3
pupils per teacher in primary schools
(2022)



Romania **18.5**
Greece **7.9**

Source: Eurostat, educ_uoe_perp04

The EU governments spend **€746 billion** or **4.7% of GDP** on **education** and related services per year
(2022)



Source: Eurostat, gov_10a_exp

9.5% **early leavers*** from education and training
(2023)

11.8% in 2013

7.7% young women


11.3% young men

*aged 18-24

Source: Eurostat, edat_lfse_14

Health

96.5%
of children in the EU report they are in **good or very good health**
(2021)



Source: Eurostat, ilc_hch12



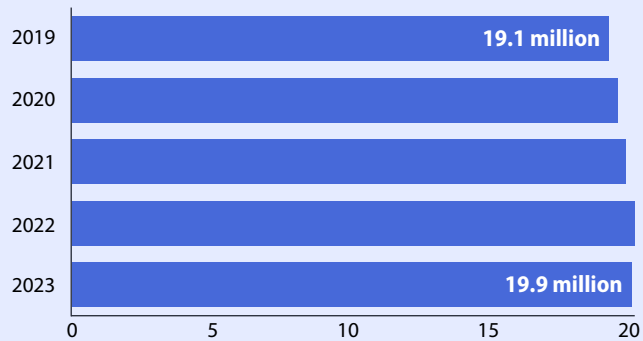
3.6%
of children in the EU have **unmet medical needs**
(2021)

Source: Eurostat, ilc_hch14

Social inclusion

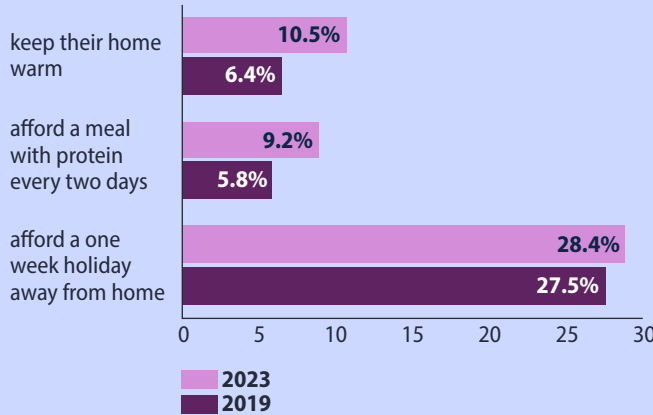
The EU has set itself the objective of **lifting 15 million people out of poverty by 2030**, out of which at least **5 million should be children**.

Children at risk of poverty or social exclusion



Source: Eurostat, teprs_lm412

People living in households with dependent children unable to ...



Source: Eurostat, ilc_mdese01, ilc_mdese03 and ilc_mdese02

Children in migration

24.3%
of first time asylum applicants in the EU were **children**
=254 900

1/4



15.9%
of asylum applicants aged 0-17 years are considered **unaccompanied minors**

Source: Eurostat, migr_asyappctza and migr_asyunaa