

# User guide on European statistics on international trade in goods

2020 edition





**User guide on  
European statistics on  
international trade in goods | 2020 edition**

Manuscript completed in December 2020

The Commission is not liable for any consequence stemming from the reuse of this publication.

Luxembourg: Publications Office of the European Union, 2020

© European Union, 2020



The reuse policy of European Commission documents is implemented based on Commission Decision 2011/833/EU of 12 December 2011 on the reuse of Commission documents (OJ L 330, 14.12.2011, p. 39). Except otherwise noted, the reuse of this document is authorised under a Creative Commons Attribution 4.0 International (CC-BY 4.0) licence (<https://creativecommons.org/licenses/by/4.0/>). This means that reuse is allowed provided appropriate credit is given and any changes are indicated.

For any use or reproduction of elements that are not owned by the European Union, permission may need to be sought directly from the respective rightholders. The European Union does not own the copyright in relation to the following elements:

Copyright for the photographs: Cover © Studio concept/Shutterstock

Theme: International trade

Collection: Manuals and guidelines

PDF: ISBN 978-92-76-27555-8 ISSN 2315-0815 doi: 10.2785/76978 KS-GQ-20-012-EN-N

# Table of Contents

<b>Table of Contents</b> .....	<b>3</b>
<b>List of tables</b> .....	<b>7</b>
<b>Abbreviations</b> .....	<b>8</b>
<b>Symbols</b> .....	<b>8</b>
<b>Introduction</b> .....	<b>9</b>
<b>1. Introduction</b> .....	<b>9</b>
1.1. What is the purpose of this User Guide? .....	9
1.2. How is the information on European ITGS presented online? .....	9
1.3. Where can I find further guidance and metadata on ITGS? .....	11
<b>Background information</b> .....	<b>12</b>
<b>2. Background information</b> .....	<b>12</b>
2.1. What are European statistics on international trade in goods? .....	12
2.2. Who uses ITGS and what for? .....	12
2.2.1. Types of users and requirements .....	12
2.2.2. Use of trade data in other statistical fields <sup>Rev</sup> .....	13
2.3. Who is responsible for European ITGS? .....	13
2.4. Where can I find the rules governing European ITGS? .....	13
2.4.1. EU legislation on ITGS .....	13
2.4.2. Compilers guide on European statistics on international trade in goods .....	15
2.4.3. International recommendations and provisions relevant to ITGS .....	16
<b>Scope of ITGS</b> .....	<b>17</b>
<b>3. Scope of ITGS</b> .....	<b>17</b>
3.1. Special trade system or general trade system? .....	17
3.2. Which goods are included in ITGS? .....	17
3.3. Which goods are excluded from ITGS? .....	18
3.4. Which transactions are outside the scope of ITGS? .....	18
3.5. Which movements of goods are included in intra-EU trade? .....	18
3.6. Which movements of goods are included in extra-EU trade? .....	19
3.7. What are 'Community' or 'Union' goods? .....	19
3.8. Are the goods in transit recorded in ITGS? .....	20
3.9. How are the areas involved in ITGS defined? .....	20

<b>Data collection .....</b>	<b>21</b>
<b>4. Data collection .....</b>	<b>21</b>
4.1. Extrastat and Intrastat: two data collection systems for ITGS .....	21
4.2. How are ITGS data collected? .....	21
4.3. Which are the exceptions to the physical movement principle? .....	22
4.4. Who provides the statistical information? .....	22
4.5. How is the reporting country defined? <sup>Rev</sup> .....	22
4.6. How is the partner country defined? <sup>Rev</sup> .....	23
4.6.1. General rule .....	23
4.6.2. Exceptions .....	24
4.7. How are goods classified? <sup>More</sup> .....	27
4.8. When are movements of goods recorded? <sup>More</sup> .....	29
4.8.1. General rule .....	29
4.8.2. Exceptions .....	29
4.9. Which data are collected? .....	29
4.9.1. Using thresholds in Extrastat .....	29
4.9.2. Using thresholds in Intrastat .....	29
4.10. What information is recorded for each transaction? .....	30
4.11. What are the measurement units? <sup>More</sup> .....	31
4.11.1. Trade value <sup>More</sup> .....	31
4.11.2. Net mass <sup>More</sup> .....	32
4.11.3. Supplementary quantity .....	33
4.12. Are there specific provisions for particular types of goods or movements? .....	34
<b>Data compilation .....</b>	<b>36</b>
<b>5. Data compilation .....</b>	<b>36</b>
5.1. How are EU trade data compiled? .....	36
5.2. How are euro area trade data compiled? .....	36
5.3. How is the trade with the world defined? <sup>New</sup> .....	36
5.4. How are the trade balances of the EU Member States compiled? .....	37
5.5. How are not collected intra-EU trade data compensated for? .....	37
5.5.1. Estimating missing trade .....	37
5.5.2. Estimating the statistical value .....	37
5.5.3. Estimating the net mass <sup>More</sup> .....	37
5.6. How are not collected extra-EU trade data compensated for? .....	38
5.7. Why are some of the ITGS confidential? .....	38
5.7.1. What are 'confidential data'? .....	38
5.7.2. Which rules apply? .....	38
5.7.3. To which data elements does confidentiality apply? .....	39
5.7.4. How does confidentiality apply to partner countries? .....	39
5.7.5. How does product confidentiality apply? .....	40

5.8.	What data are sent to Eurostat and when?.....	41
5.9.	When are data revised and considered final?.....	41
5.10.	What are the main reasons for revising data? .....	42
5.11.	What data does Eurostat compile? .....	42
5.11.1.	Unit value and volume indices.....	42
5.11.2.	Data adjusted for working days and seasonal components .....	43
5.12.	Conversion into other product nomenclatures .....	43
<b>Data quality .....</b>		<b>44</b>
<b>6.</b>	<b>Data quality .....</b>	<b>44</b>
6.1.	Accuracy .....	44
6.1.1.	How accurate are ITGS? .....	44
6.1.2.	How is the data quality checked and monitored? .....	44
6.1.3.	What are the main causes of errors in reporting? .....	45
6.1.4.	What is the impact of quasi-transit or the so-called 'Rotterdam effect'?.....	45
6.1.5.	What is the impact of the Intrastat simplification measures?.....	45
6.2.	Comparability over space and time and across domains .....	46
6.2.1.	Why do asymmetries always exist?.....	46
6.2.2.	What are the methodological causes of asymmetries? .....	46
6.2.3.	Why is the intra-EU trade balance not equal to zero? .....	47
6.2.4.	Why are breaks in time series unavoidable? .....	47
6.2.5.	Why can European data differ from national data? .....	48
6.3.	Coherence with other statistics <sup>New</sup> .....	49
6.4.	Why do ITGS differ from trade in goods in BoP and national accounts?.....	50
6.5.	Where can I find more information on the quality of European ITGS? .....	51
<b>Data publication.....</b>		<b>52</b>
<b>7.</b>	<b>Data publication.....</b>	<b>52</b>
7.1.	How is the data dissemination organised? <sup>New</sup> .....	52
7.2.	What classifications are used? <sup>More</sup> .....	52
7.2.1.	The Combined Nomenclature as primary product classification .....	52
7.2.2.	Other product classifications .....	53
7.2.3.	The Geonomenclature as country classification.....	55
7.2.4.	the NACE as classification by activity.....	56
7.3.	What is the difference between 'aggregated' and 'detailed' published data? .....	56
7.4.	Which indicators are available for aggregated data?.....	57
7.4.1.	Aggregated data — Short-term indicators .....	57
7.4.2.	Aggregated data — Long-term indicators.....	57
7.5.	Which indicators are available for detailed data? .....	57
7.6.	What are the basic statistical fields? <sup>More</sup> .....	57
7.7.	What additional statistical information is available?.....	58
7.7.1.	Statistical procedure <sup>More</sup> .....	58
7.7.2.	Mode of transport .....	60

7.7.3.	Eligibility and tariff regimes <sup>More</sup> .....	61
7.7.4.	Trade by enterprise characteristics (TEC) <sup>Rev</sup> .....	62
7.7.5.	Invoicing currency.....	64
7.8.	When are data updated? .....	65
7.9.	Does Eurostat publish ITGS only for EU Member States? <sup>Rev</sup> .....	65
<b>Data access.....</b>		<b>67</b>
<b>8.</b>	<b>Data access.....</b>	<b>67</b>
8.1.	How can I access data online? .....	67
8.1.1.	'Main tables' versus 'Database' .....	68
8.1.2.	ITGS 'Main tables' — Long-term indicators .....	68
8.1.3.	ITGS 'Main tables' — Short-term indicators .....	71
8.1.4.	ITGS 'Database' — Long-term indicators.....	72
8.1.5.	ITGS 'Database' — Short-term indicators .....	72
8.1.6.	ITGS 'Database' — trade by enterprise characteristics.....	73
8.1.7.	ITGS 'Database' — Detailed data .....	73
8.1.8.	Easy Comext and Comext Analytical interfaces <sup>More</sup> .....	74
8.1.9.	the Bulk download facility <sup>Rev</sup> .....	76
8.2.	Publications.....	78
8.2.1.	News Releases.....	78
8.2.2.	News Items.....	78
8.2.3.	Statistics Explained .....	78
8.3.	Where can I find reference metadata?.....	79
8.4.	Multilingual user support.....	79
<b>Annex 1 — List of goods and movements excluded from ITGS.....</b>		<b>80</b>
<b>Annex 2 — List of Nature of Transaction codes <sup>New</sup> .....</b>		<b>81</b>
<b>Annex 3 — Specific goods and movements .....</b>		<b>82</b>
	Vessels and aircraft – Transfer of economic ownership.....	82
	Vessels and aircraft – Processing operation .....	83
	Goods delivered to vessels and aircraft .....	84
	Goods delivered to and from offshore installations .....	85
	Sea products .....	86
	Spacecraft.....	87
	Electricity and gas <sup>More</sup> .....	88
<b>Annex 4 — Alphanumeric product codes in Comext <sup>Rev</sup> .....</b>		<b>89</b>
<b>Annex 5 — National authorities involved in ITGS.....</b>		<b>90</b>
<b>Annex 6 — Overview of the Easy-Comext datasets <sup>More</sup> .....</b>		<b>92</b>
<b>Annex 7 — Supplementary unit in the bulk download files .....</b>		<b>98</b>
<b>Glossary .....</b>		<b>99</b>



## List of tables

Table 1: Changes to the CN8 codes over time .....	28
Table 2: Collection of net mass since 2013 .....	38
Table 3: Example of partner country confidentiality .....	39
Table 4: Changes affecting comparability over time .....	47
Table 5: Methodological differences between European statistics and national statistics .....	49
Table 6: Coherence across domains .....	50
Table 7: Conceptual overview of the relation between statistical and customs procedures .....	58

## Abbreviations

BoP	Balance of payments
CN	Combined Nomenclature
EA	Euro area
EEZ	Exclusive Economic Zone
EU	European Union
GSP	Generalised Scheme of Tariff Preferences
HS	Harmonised System
IMTS	International Merchandise Trade Statistics: Concepts and Definitions
ITGS	International trade in goods statistics
PSI	Provider of statistical information
NSA	National Statistical Authority
NSI	National Statistical Institute
SAD	Single Administrative Document
SASP	Single Authorisation for Simplified Procedure
SITC	Standard International Trade Classification
TEC	Trade by enterprise characteristics
TIC	Trade by invoicing currency
VAT	Value added tax
VIIES	VAT Information Exchange System

## Symbols

The following flags point out changes compared with the previous edition of this publication

<b>New</b>	Flag pointing out new questions
<b>Rev</b>	Flag pointing out questions to which answers have been revised in order to reflect the latest changes
<b>More</b>	Flag pointing out questions to which answers have been further elaborated

# 1

## Introduction

### 1.1. What is the purpose of this User Guide?

The purpose of this User Guide is to explain to a wide range of users the main concepts and definitions relating to European trade in goods. European trade in goods covers trade between EU Member States and with non-EU countries. This guide shows how statistics on trade are collected, compiled, processed and published at European level.

The User Guide is one of Eurostat's main reference documents to help non-expert users understand the nature and functioning of international trade in goods statistics (ITGS). Questions not answered by this guide can be addressed to the Eurostat Central User Support at: <https://ec.europa.eu/eurostat/xtnetassist/support-centres.htm>.

### 1.2. How is the information on European ITGS presented online?

The [Eurostat website](#) gives access to different sections dedicated to specific statistical domains. One of these sections relates to [international trade in goods statistics](#).

International trade in goods statistics are published through different datasets. The frequency at which the data are compiled (data periodicity) and the product nomenclature differ depending on the dataset, but the following statistical fields are always available:

- reporting country: country or geo-economic area (EU or euro area);
- partner country: EU Member State, non-EU country or geo-economic area;
- reference period: month or year;
- trade flows: import and export;
- product according to the relevant classification.

All the data are available free of charge. Different 'entry points' to the datasets offer a variety of tools to select and extract the data.

The website also provides interesting infographics tools, analyses of current topical issues, answers to frequently asked questions and links to the metadata, such as guidelines, quality reports, nomenclatures and legal acts.

## Overview of the 'International trade in goods' page on the Eurostat website

Sign In | Register

Legal notice | Cookies | Links | My alerts | Contact | Enrol

Type a keyword, a publication title, a dataset title...

News Data Publications About Eurostat Help

European Commission > Eurostat > International trade in goods > Overview

### International trade in goods - Overview

#### INTRODUCTION

#### What is measured?

International trade in goods statistics (ITGS) published by Eurostat measure the **value and quantity of goods traded** between the EU Member States (Intra-EU trade) and goods traded by the EU Member States with non-EU countries (extra-EU trade). **Goods** means all movable property including electricity. 'European' means that the statistics are compiled on the basis of the concepts and definitions set out in EU legislation. European ITGS are the official harmonised source of information about **exports, imports and the trade balances** of the EU, its Member States and the euro area.

#### What kind of data can I find here?

International trade in goods statistics are published through **different datasets**. The frequency at which the data are compiled (data periodicity) and the product nomenclature differ depending on the dataset, but the following statistical fields are always available:

- reporting country: country or geo-economic area (EU or euro area);
- partner country: EU Member State, non-EU country or geo-economic area;
- reference period: month or year;
- trade flows: Import and export;
- product according to the relevant classification.

For more information, please see the page 'Information on data' in this section.

[> read more](#)

#### HIGHLIGHTS

#### Read about the Impact of Covid-19

Stay up-to-date and follow our Covid-19 related news published on different trade in goods statistics. Check also our other news.

#### Stay up to date

Have a look at our monthly news release which includes up-to-date information on trade in goods.

#### Get a statistical picture

This online publication provides recent statistics on international trade in goods, such as on the EU's main trading partners and products, specific characteristics of trade and background information.

#### Who are your country's top partners?

Play with our data visualisation to discover the top 3 trading partners of your country for exports and imports of goods.

#### Lost in trade in goods statistics?

Go through our user guide which explains how the statistics are collected, compiled, processed and published.

#### DIRECT ACCESS TO...

- Complete database
- Selected tables
- Comext
- Trade by enterprise characteristics
- Information on data
- Frequently asked questions
- Publications
- Statistics Explained
- Methodology
- Legislation
- Visualisations
- Links to further information

#### EXPLORE FURTHER

- EU trade of Covid-19 medical supplies**  
Check our new dataset which presents data since 2015.
- Business sectors in a click**  
Interested in a certain industry? Here you can see dozens of indicators from various business statistics on a single webpage, just choose your sector!
- International trade in services**  
Browse this section of our website dedicated to statistics on international trade in services.

News: News releases, Release calendar, What's new?

Data: Database, Statistics by theme, Statistics A to Z

Publications: All publications, Statistics Explained

About us: Overview, How to find us, Contact

Opportunities: Calls for tenders, Grants

Brexit content disclaimer

European Commission | eurostat

### 1.3. Where can I find further guidance and metadata on ITGS?

Further guidance and metadata on ITGS are available from the following sources:

- The [Statistics Explained page dedicated to International trade in goods](#) — It provides a global statistical picture of European ITGS and is updated on a regular basis.
- The [Quality Report on European statistics on international trade in goods](#) — It allows the users to assess the quality of the international trade in goods statistics published by Eurostat. The data quality can be measured against indicators covering the following components: relevance, accuracy, timeliness and punctuality, accessibility and clarity, comparability and coherence.
- The [Compilers Guide on European statistics on international trade in goods](#) — It provides clarifications, often through concrete examples, to help the compilers of statistics to better interpret and apply the complex legislation on ITGS.
- The [Compilers Guide on European statistics on international trade in goods by enterprise characteristics \(TEC\)](#) — It provides a comprehensive overview of the compilation of indicators on trade in goods by enterprise characteristics (TEC). It is meant to serve as a methodological handbook providing the necessary definitions, instructions and methodological guidance for the regular compilation of TEC statistics.
- The [National requirements for the Intrastat system](#) — The Intrastat legislation largely leaves Member States the choice of how to implement the Intrastat data collection system, i.e. which trade data they wish to collect from the parties responsible for providing statistical information (PSIs) and how. This document provides clarifications and recommendations to the PSIs on how to report under the Intrastat system, in accordance with the respective national requirements.
- The [Geonomenclature applicable to European statistics on international trade in goods](#) — This publication provides the compilers and users of European statistics on international trade in goods with elaborate information on the nomenclature used to classify the reporting and partner countries. It includes the latest version of the '*nomenclature of countries and territories for the external trade statistics of the Union and statistics of trade between Member States*' — known as the 'Geonomenclature', or GEONOM in abbreviated form —, as well as all the necessary information to understand the content of this country classification and the evolution of its codes. A further aim of this publication is to document the geographical and economic areas covered by the trade in goods statistics as disseminated by Eurostat.
- The [International trade reference metadata](#) in Euro SDMX Metadata Structure (ESMS) — These metadata cover methodological, qualitative and quantitative information in a standardised structure.
- The [Legislation on European statistics on international trade in goods](#) — The purpose of this publication is to provide the compilers and users of European statistics on international trade in goods with an exhaustive overview of the legal acts laying down the rules to be followed for the statistical data collection, compilation and dissemination. To complete the picture it also addresses the other Union legal acts that have an impact on trade in goods statistics, namely the customs and fiscal legislation. Furthermore, it provides useful legislative background information, as well as summaries of the legal acts and short descriptions of their respective key features.
- The [Frequently Asked Questions](#)

# 2

## Background information

### 2.1. What are European statistics on international trade in goods?

International trade in goods statistics (ITGS) published by Eurostat measure the value and quantity of goods traded between the EU Member States (**intra-EU trade**) and goods traded by the EU Member States with non-EU countries (**extra-EU trade**). Their aim is to measure the physical flow of goods. 'Goods' means all movable property including electricity. 'European' means that the statistics are compiled on the basis of the concepts and definitions set out in EU legislation. 'National' statistics, i.e. statistics published at national level by the Member States, are compiled on the basis of national rules which may differ from EU rules.

European ITGS are the official harmonised source of information about exports, imports and the trade balances of the EU, its Member States and the euro area.

### 2.2. Who uses ITGS and what for?

#### 2.2.1. TYPES OF USERS AND REQUIREMENTS

As international trade forms a major part of the world economy, statistics on trade in goods are also an instrument of primary importance for numerous users, including public and private sector decision makers. For example, international trade in goods statistics:

- inform on recent and long-term developments in trade and economy;
- help EU businesses conduct market research and define their commercial strategy;
- enable EU authorities to prepare multilateral and bilateral negotiations under the common commercial policy;
- enable EU authorities to evaluate the progress of the Single Market and the integration of EU economies;
- enable EU authorities to define and implement anti-dumping policies; and
- constitute an essential source of information for other statistical domains, as BoP statistics or national accounts.

Statistics meet the users' needs in a variety of ways. Users may need either annual aggregated or detailed monthly data on products or partner countries. They may be interested in trade values, whether in current or at constant prices. Alternatively, their interest may be in quantities rather than in values. Eurostat not only endeavours to meet these needs but also to adapt to a constantly changing environment, such as changes due to globalisation or the recent withdrawal of the United Kingdom from the EU.

### 2.2.2. USE OF TRADE DATA IN OTHER STATISTICAL FIELDS <sup>REV</sup>

One important use of international trade statistics in the majority of countries is as a data source for estimating the components of the balance of payments and the national accounts which relate to trade in goods. The most appropriate definitions for these components are agreed internationally in the *Balance of Payments Manual (Sixth edition)* (BPM6) published by the International Monetary Fund (IMF) in 2009 and in the *System of National Accounts — 2008* adopted by the United Nations.

The United Nations' [International Merchandise Trade Statistics: Concepts and Definitions 2010 \(IMTS 2010\)](#) manual takes into account the recommendations of BPM6 and recommends a move towards harmonising different concepts. However, there are differences between the recommendations for international trade statistics and the goods account of the balance of payments in terms of, for example, coverage, valuation and some other specific aspects. These reflect both the differing priorities of users and the problems of data collection due to the more detailed requirements of international trade statistics.

It is outside the scope of this guide to discuss in detail the adjustments that need to be made to international trade statistics to convert them into figures on a BoP basis (where it is the trade statistics that are the source of the balance of payments figures). Users should nevertheless bear in mind that these adjustments may have a substantial effect on the figures, for example as a result of the different methods of valuation used for imports. A reconciliation table between ITGS and BoP statistics is available in Annex 3 of the [Compilers Guide on European Statistics on international trade in goods](#).

## 2.3. Who is responsible for European ITGS?

The EU Member States have the responsibility to compile European trade in goods statistics in line with the established rules and send them to Eurostat within the legal deadlines. The national authority responsible for ITGS in the Member States is usually the national statistical institute, but in some Member States it may involve customs authorities and, for Belgium, even the National Bank. In practice, the division of responsibilities for collecting, processing and publishing trade data may be quite complex and vary from one Member State to another.

As the Statistical Office of the European Union, Eurostat has the responsibility for overseeing and developing the work on ITGS, for making the trade in goods statistics of the EU, its Member States and the euro area publicly available and for ensuring high quality and harmonisation of the data. In addition, Eurostat prepares legislative proposals, monitors their correct application and provides methodological and technical support. This work is carried out in close cooperation with the Member States in working groups and task forces.

## 2.4. Where can I find the rules governing European ITGS?

The rules governing the European ITGS are set out in EU regulations. They incorporate the relevant international recommendations and provisions.

Given the complexity of the topics covered, specialised users or producers ('compilers') will find important information in the [Compilers Guide on European statistics on international trade in goods](#), where the relevant legislation is explained in a systematic and comprehensive approach, often by providing concrete examples of good practice. The current guide provides an entry point to all EU legislation and international recommendations applicable to ITGS and strives to answer most of the questions regarding the rules governing European ITGS.

### 2.4.1. EU LEGISLATION ON ITGS

Generally speaking, the EU law (the *acquis communautaire*) comprises primary and secondary legislation:

- The primary legislation consists mainly of the Treaties, principally the Treaty of Lisbon which came into force in 2009. It incorporates and amends the provisions of founding treaties such as the Treaty of Rome and the Maastricht Treaty, which entered into force in 1958 and 1993 respectively. Note that the recent [Agreement on the withdrawal of the United Kingdom of Great Britain and Northern Ireland from the European Union and the European Atomic Energy Community](#) (OJ L29 of 31.01.2020) also forms part of the primary legislation.
- The secondary legislation consists of regulations, directives, decisions, recommendations and opinions based on the Treaties. Regulations are directly applicable in the Member States, so no national laws are needed to implement them.

**As regards the production of ITGS, the legislation aims at ensuring that all the Member States follow a harmonised approach.** It sets out the rules, concepts and definitions to be applied and the obligations of every stakeholder in European ITGS. The EU provisions apply directly to European statistics only; they do not regulate the methods of compiling data required for national purposes.

**The provisions on European ITGS are set out in several regulations and address intra- and extra-EU trade separately.** The main sets of legal acts are commonly known as 'Intrastat legislation' and 'Extrastat legislation'. The basic regulations adopted by the European Parliament and the Council establish the essential rules governing ITGS. The implementing provisions are adopted by the European Commission and contain more details on implementing certain articles of the basic regulations. The Commission can lay down implementing rules only for the articles for which it has been given the implementing power.

The EU regulations and classifications for international trade in goods are revised regularly to take account of changes in the economic and administrative environment as well as users' needs. The latest revisions of the EU regulations on ITGS do not introduce major changes to the general concepts and principles but rather allow more possibilities for simplification in intra-EU trade and align the extra-EU trade statistics with the Union Customs Code. Both regulations also include articles on standardised procedures for quality reporting.

## Intra-EU trade

### *Basic regulation:*

Regulation (EC) No 638/2004 of the European Parliament and of the Council

- amended by
  - Regulation (EC) No 222/2009 of the European Parliament and of the Council
  - Commission Regulation (EU) No 1093/2013
  - Regulation (EU) No 659/2014 of the European Parliament and of the Council

### *Implementing provisions:*

Commission Regulation (EC) No 1982/2004

- amended by
  - Commission Regulation (EC) No 1915/2005
  - Commission Regulation (EU) No 91/2010
  - Commission Regulation (EU) No 96/2010
  - Commission Regulation (EU) No 1093/2013

NB: This set of legal acts is commonly referred to as 'Intrastat legislation'.



## Extra-EU trade

### Basic regulation:

Regulation (EC) No 471/2009 of the European Parliament and of the Council

- amended by
  - Regulation (EU) 2016/1724 of the European Parliament and of the Council
  - Commission Regulation (EU) 2016/2119

### Implementing provisions:

Commission Regulation (EU) No 113/2010

- amended by Commission Regulation (EU) 2016/2119

Commission Regulation (EU) No 92/2010

- amended by Commission Implementing Regulation (EU) 2016/1253

NB: This set of legal acts is commonly referred to as 'Extrastat legislation'.

Besides the Intrastat and Extrastat legislations, there exists a range of other European legislative acts related to ITGS. These include the regulation on European statistics — Regulation (EC) No 223/2009 of the European Parliament and of the Council —, which provides a reference framework for all statistics, including those for trade, the customs regulations — particularly the [Union Customs Code](#) — and regulations for product and country nomenclatures.

Legal provisions regarding the nomenclature of countries and territories for the European ITGS as included in the Commission Implementing Regulation (EU) 2020/1470 will enter into force on 1 January 2021.

All the regulations on European statistics on international trade in goods can be found in the publication [Legislation on European statistics on international trade in goods](#). This corpus of legislation is being repealed by Regulation (EU) 2019/2152 of the European Parliament and of the Council on European business statistics, whose provisions regarding ITGS will apply from 1 January 2022.

The '[Legislation](#)' page of the 'International trade in goods' section on Eurostat's website presents the general statistics legislation, as well as the provisions impacting ITGS in nomenclatures, customs and fiscal (VAT) legislation. **All legal texts are also available online on the [Eur-Lex website](#).**

### 2.4.2. COMPILERS GUIDE ON EUROPEAN STATISTICS ON INTERNATIONAL TRADE IN GOODS

As its name suggests, the [Compilers Guide on European Statistics on international trade in goods](#) primarily addresses the compilers of ITGS. Indeed, due to the complex nature of the legislation, there are needs for clarifications and even, to some extent, for interpretation. The Compilers Guide aims first of all at tackling these needs, so as to facilitate the application of the legal provisions and thus ensure harmonisation of compilation practices among the EU Member States.

The Compilers guide also aims at promoting the best methods and practices through recommendations or encouragements complementing the legal requirements. The terms 'required', 'recommended' and 'encouraged' are consistently used throughout the document. The term 'required' refers to a legal requirement laid down by the EU legislation which Member States have to comply with. The term 'recommended' refers to a standard which Member States should follow to ensure the harmonisation and the good quality of ITGS. The term 'encouraged' indicates a desirable practice that is not part of the standard and, as such, its practical implementation will not be closely monitored by Eurostat.

Finally, the Compilers guide provides compilation rules which explain how a transaction or some of its aspects shall/should be treated (e.g. which code shall/should be used). Those which are binding are formulated using 'shall', while the other ones are formulated using 'should'.

### 2.4.3. INTERNATIONAL RECOMMENDATIONS AND PROVISIONS RELEVANT TO ITGS

In addition to the EU legal requirements there are a number of international recommendations and conventions relevant to ITGS, although they do not generally have direct legal force. Many of these recommendations are contained in the United Nations Statistics Division publication '[International Merchandise Trade Statistics: Concepts and Definitions \(IMTS 2010\)](#)' and the accompanying '[International Merchandise Trade Statistics: Compilers' Manual](#)' which are international reference publications on this subject. These documents are regularly updated to reflect any changes in the international trade environment. The EU legislation has been aligned to the most possible extent with IMTS 2010.

A set of definitions concerning customs issues that are relevant for some data on trade statistics is listed in the [Kyoto Convention](#) (International convention on the simplification and harmonisation of customs procedures).

# 3

## Scope of ITGS

### 3.1. Special trade system or general trade system?

The UN IMTS manual defines two trade systems for ITGS: the general trade system and the special trade system. They are both closely linked with customs procedures.

Under the **general trade system**, the statistical territory includes customs warehouses, all types of free zones, free circulation area and premises for inward processing. The UN recommends implementing the general trade system for ITGS.

The **special trade system** is the narrower concept: here the customs warehouses and all types of free zones and premises for inward processing are excluded from the statistical territory by strict definition. Only imports and exports of the free circulation area are recorded. The relaxed definition of the special trade adds industrial free zones and premises of inward processing to the statistical territory.

**The EU concept related to extra-EU trade follows the relaxed definition of the special trade system, whereas intra-EU trade is close to the general trade system.**

Note that some EU Member States publish their national figures using the general trade concept (see item [6.2.5 Why can European data differ from national data?](#) for more information).

### 3.2. Which goods are included in ITGS?

As stated in IMTS 2010, the aim of international trade statistics is 'to record all goods which add to or subtract from the stock of material resources of a country by entering (imports) or leaving (exports) its economic territory'. As a matter of principle, international trade in goods statistics relate to the **physical movement of goods across the (national) border** of the reporting country. 'Goods' means all movable property including electricity. The Combined Nomenclature classifies the goods for which statistics are collected on the basis of around 9 500 product codes.

The goods and movements to be included in European ITGS are set out in the EU legislation but, in practice, there are inevitably some problems in defining exactly which goods are to be included since the legislation is not always explicit and needs to be interpreted. In particular, users should be aware that the following goods are included in ITGS:

- non-monetary gold;
- barter trade (although there could be some problems of valuation);
- goods on consignment (these are goods intended for sale but not actually sold at the time they cross the frontier);
- goods on financial lease (a financial lease effectively transfers ownership of the goods to the lessee);
- goods traded between companies under common ownership (although this may raise problems of

valuation); and

- goods traded on government account.

Note that the goods recorded can be described as either 'Union' or 'non-Union' goods. It can generally be assumed that any goods which circulate between Member States and which are not under customs control are Union goods. These are said to be in 'free circulation'. Non-Union goods are those originating from outside the EU. If they have been subject to import formalities and released into 'free circulation', they become Union goods.

### 3.3. Which goods are excluded from ITGS?

Although they may physically cross the borders of Member States, some goods or movements are excluded from ITGS because they do not 'add to or subtract from the stock of material resources' as defined in IMTS 2010. This is for instance the case of monetary gold and means of payment, goods for temporary use under certain conditions, goods for repair or software downloaded from the internet.

The full list of exclusions is given in Annex 1 of Commission Regulation (EU) No 113/2010 (extra-EU trade) and Commission Regulation (EC) No 1982/2004 (intra-EU trade). It can be found in Annex 1 of this guide.

### 3.4. Which transactions are outside the scope of ITGS?

Extra-EU trade statistics do not cover goods declared orally to customs authorities which are non-commercial, or which are of a commercial nature but have a value not exceeding the statistical threshold of EUR 1 000 and 1 000 kg.

Intra-EU trade statistics do not cover transactions between private individuals or very small businesses which are not subject to VAT obligations.

### 3.5. Which movements of goods are included in intra-EU trade?

Intra-EU trade statistics record the movement of goods between Member States.

**Intra-EU imports** in a given Member State include goods entering which:

- are in free circulation; or
- were placed, in another Member State, under the customs procedures for inward processing or, until April 2016, for processing under customs control.

**Intra-EU exports** from a given Member State include goods destined for another Member State which:

- are in free circulation; or
- were placed in the given Member State under the customs procedures for inward processing (or, until April 2016, for processing under customs control).

Note that goods are in free circulation either when they are entirely obtained/produced in the EU or when they are released for free circulation after importation from a non-EU country. In the latter case, once released, the goods may move freely within the EU and consequently may be subject to recording in intra-EU trade statistics.

### 3.6. Which movements of goods are included in extra-EU trade?

Extra-EU trade statistics record goods imported and exported by the EU from and to non-EU countries (note that movements of goods 'in transit' through a Member State are not recorded).

**Extra-EU imports** into a given Member State include goods entering which are placed:

- under the customs procedure for release into free circulation, either immediately or after a period in a customs warehouse, either in the Member State of entry or after transfer to another Member State; or
- under the customs procedure for inward processing or, until April 2016, for processing under customs control (usually goods destined to be processed for subsequent re-export), either immediately or after a period in a customs warehouse.

**Extra-EU exports** from a given Member State include goods which have been placed:

- under the customs procedure for export (final export, re-export following inward processing, etc.) in the originating Member State or following transfer to another Member State where customs procedures are carried out; or
- under the customs procedure for outward processing (usually goods destined to be processed for subsequent re-import).

Therefore, goods from a non-EU country imported into customs warehouses are not recorded unless they subsequently go into free circulation in the country of receipt (or are placed under the customs procedures for inward processing or, until April 2016, for processing under customs control). Conversely, outgoing goods from customs warehouses are not recorded as exports. This method of measuring international trade in goods is referred to as the **special trade system**.

The other method, the **general trade system**, is a wider concept and includes all goods entering or leaving the economic territory of a country with the exception of goods in transit (goods on the way to the Member State of destination, travelling directly through another country/Member State or stopping there for reasons related only to the transport of the goods). In particular, all goods imported into customs warehouses are recorded as imports at that stage whether or not they subsequently go into free circulation in the Member State of receipt. Similarly, outgoing goods from customs warehouses are included at the time they leave the Member State. Some Member States publish their national figures using the general trade concept.

### 3.7. What are 'Community' or 'Union' goods?

The term '**Union**' was introduced by the Lisbon Treaty which entered into force on 1 December 2009. It replaced the term '**Community**'. This change is reflected in all new legal acts from 2010.

The terms 'Union' or 'non-Union' goods are in general defined by customs legislation.

- Union goods are in general goods entirely obtained/produced in the European Union or released for free circulation after importation from a non-EU country. Those goods can move freely within the EU. They will be recorded in intra-EU trade statistics as soon as their move is not only transport-inherent. They will be recorded in extra-EU trade statistics in the case they leave the Union customs territory to be exported to a non-EU country.

- Non-Union goods are goods which do not have Union goods status. They are recorded in extra-EU trade statistics as imports if:
  - they enter the EU customs territory and are released for free circulation; or
  - they temporarily enter the EU customs territory for the customs procedure of inward processing.

#### Can non-Union goods be recorded in intra-EU trade statistics?

**Yes**, intra-EU trade statistics cover both Union and non-Union goods although non-Union goods do not refer to the usual case. Those non-Union goods have entered temporarily the EU and were placed under inward processing. They can move within the EU — cases where several Member States are involved in the inward processing — but still under customs supervision.

#### Can non-Union goods be recorded in extra-EU trade exports?

**Yes**, non-Union goods may also be recorded in extra-EU exports. It happens when non-Union goods put under inward processing within the EU are exported after the processing.

Note that Union goods that are taken out of the EU customs territory usually lose their 'Union' status and become non-Union goods.

### 3.8. Are the goods in transit recorded in ITGS?

Goods in **simple transit** are not recorded while goods in **quasi-transit** are.

**Goods in simple transit** are goods entering and leaving a Member State with the exclusive purpose of reaching another Member State/country. They are excluded from the trade in goods statistics of the transit Member State as simply transported through the national territory or if they stopped in that Member State but only for transport reasons.

**Quasi-transit** occurs when goods are brought into or taken out of a Member State to be declared there as imports/exports for customs or tax purposes without this Member State having acquired ownership of the goods. Quasi-transit concerns the import into a Member State of goods which have been exported, without change of ownership, to a resident of that Member State. In contrast to simple transit, quasi-transit has to be recorded in European ITGS. However, some Member States exclude quasi-transit from the data published at national level to enhance the economic relevance of their national figures.

### 3.9. How are the areas involved in ITGS defined?

As stated in IMTS 2010, the aim of international trade statistics is 'to record all goods which add to or subtract from the stock of material resources of a country by entering (imports) or leaving (exports) its economic territory'. At EU level, the 'economic territory' is the statistical territory of a Member State, which corresponds to its **customs territory with one exception** — the statistical territory of Germany includes Heligoland but the customs territory does not. So the EU ITGS record the flows of goods to and from the statistical territories of the Member States.

# 4

## Data collection

### 4.1. Extrastat and Intrastat: two data collection systems for ITGS

Traditionally ITGS are based on the data collected by customs authorities on trade transactions between countries. Customs declarations are used for statistical purposes as the basic data source which provides detailed information on exports and imports of goods with a geographical breakdown. The developments and changes in customs systems therefore have direct implications for the compilation of statistical data. The harmonisation of customs procedures in the EU and introduction of the Combined Nomenclature (CN) and the Single Administrative Document (SAD) in 1988 have had a very positive impact on the development of trade statistics as well.

The first piece of EU legislation on ITGS was adopted in 1975; it provided general guidelines on data collection and obliged Member States to send their data to Eurostat. The advent of the Single Market on 1 January 1993, with its removal of customs formalities between Member States and subsequent loss of trade statistics data sources, required the establishment of a new data collection system: Intrastat. Intrastat was introduced by Council Regulation (EEC) No 3330/91 on the statistics relating to the trading of goods between Member States and started to be applied in 1993. Since then, ITGS are based on two data collection systems: Extrastat and Intrastat.

Extrastat data on trade in goods with non-EU countries are collected by customs authorities and are based on the records of trade transactions in customs declarations, whereas Intrastat data are directly collected from intra-EU trade operators once a month.

The Intrastat system can be characterised as follows:

- data are directly collected from traders;
- it is closely interlinked with the VAT system relating to intra-EU trade to ensure the completeness and quality of the statistical data; and
- a system of thresholds is established to simplify data provision and reduce the overall burden on traders, particularly small ones.

### 4.2. How are ITGS data collected?

For the compilation of extra-EU trade statistics, the standard data source is the **customs declaration** submitted by businesses and, in some cases, by private individuals involved in an international transaction of goods with a non-EU country. The customs declaration may be in paper form — the [Single Administrative Document](#) (SAD) — but is most commonly in electronic format.

For intra-EU trade, any VAT-registered business that trades goods with other EU Member States is required to provide information on its transactions. The information is directly obtained by the national authority responsible for the collection of trade statistics, using the various media available

(in paper or electronic form). All businesses are legally required to provide information on their total sales and purchases to and from other EU countries on their **VAT returns**. The largest ones also submit **Intrastat declarations** on a monthly basis within a fixed deadline.

### 4.3. Which are the exceptions to the physical movement principle?

In principle, ITGS relate to the physical movement of goods across the national border of the reporting country. This is referred to as the physical movement principle. However, the following exceptions or particularities apply to the European ITGS:

- **Trade in ships and aircraft** — For seagoing ships and medium and large airplanes, the physical movement is replaced by the transfer of the economic ownership of the ship/aircraft between a resident company and a non-resident one, irrespectively if the goods physically enter or leave the territory of the reporting Member State. Note that the ‘economic’ characteristic was introduced in the Intrastat and Extrastat legislation in 2010 to respond to the needs of National Accounts and BoP, for which ITGS are one of the primary data sources.
- **Supplies to ships and aircraft** — The delivery of supplies to ships and aircraft on the territory of the reporting Member State which are destined to leave the territory of this Member State on-board are accounted as exports to the Member State or non-EU country in which the economic owner of the ship or aircraft is resident. Note that this approach creates an asymmetry in ITGS as a mirroring acquisition by the ship or the aircraft falls outside the scope of ITGS, for simplification purposes.
- **Goods covered by the Single Authorisation for Simplified Procedure (SASP)** — This customs simplification allows that the customs declaration is lodged in one Member State while the goods are located at the same time in another Member State, in which they have either arrived from a non-EU country (imports) or from which they are transported to a non-EU country (exports). Although the goods do physically cross the border of this Member State, the trade flow must be reported by the Member State where the customs declaration was lodged; consequently ITGS show only the latter Member State as the importing or exporting Member State.
- **Goods in transit** — It must be added, for clarification, that those cross border movements of goods which, for transport related reasons, enter a Member State with the aim of reaching another Member State or a non-EU country (transit) fall outside the scope of ITGS.

### 4.4. Who provides the statistical information?

For **extra-EU trade**, the providers of statistical information are all natural or legal persons lodging a customs declaration in a Member State on condition that the customs procedure is of statistical relevance.

For **intra-EU trade**, the providers of statistical information are all taxable persons reporting an intra-EU transaction whose annual trade value exceeds a certain threshold. This threshold is known as the ‘exemption threshold’ in the Intrastat system. Each Member State fixes its national thresholds, applicable separately to imports and exports.

### 4.5. How is the reporting country defined? <sup>Rev</sup>

#### Who should report?

The reporting country is the country compiling and sending data to Eurostat. As a general principle, the EU Member States should record an import when the goods enter their statistical territory and an



export when the goods leave that territory, except if those goods are in simple transit. Goods should be recorded only when adding to or subtracting from the stock of national material resources or, in the context of extra-EU trade, when customs formalities are applied.

#### Which country classification applies?

The 'Nomenclature of countries and territories for the external trade statistics of the Community and statistics of trade between Member States', known as the '[Geonomenclature](#)', is used to identify the reporting country. Depending on the dataset, an alpha-2 coding or a 3-digit numerical coding applies.

## 4.6. How is the partner country defined? <sup>Rev</sup>

### 4.6.1. GENERAL RULE

#### Definition according to the trade flow

<b>Extra-EU exports</b>	The partner country is the non-EU country, which is presumed to be the destination of the goods, i.e. to which it is agreed between the parties of the export contract that the goods are to be delivered.
<b>Extra-EU imports</b>	<p>The partner country is the country of origin of the goods, as defined under Union customs legislation. These provisions provide for the following:</p> <ul style="list-style-type: none"> <li>• goods wholly obtained in a single country have their origin in that country;</li> <li>• where in the actual production of goods more than one country is involved, the goods originate in the country where the last substantial processing or working took place.</li> </ul> <p>For quite a number of goods, customs provisions have concretised the very general term 'substantial processing or working'; consequently, if the conditions for 'substantial processing or working' are not met in one country involved in the production, the goods keep their initial origin.</p>
<b>Intra-EU exports</b>	The partner country is the Member State, which is presumed to be the destination of the goods, i.e. to which it is agreed between the parties of the export contract that the goods are to be delivered.
<b>Intra-EU imports</b>	The partner country is the Member State of consignment. This is the Member State from which the goods were actually dispatched to the Member State of arrival of the goods according to the export/import contract.

Note that where goods pass through a country or a Member State for purely transport related reasons (including consolidation of freight), the entry into or the exit from this country has no effect on defining the partner country. This is called simple transit.

#### Which country classification applies?

The 'Nomenclature of countries and territories for the external trade statistics of the Community and statistics of trade between Member States' — known as the '[Geonomenclature](#)' — is used to identify the partner country.

## 4.6.2. EXCEPTIONS

For a limited number of very specific goods, the criterion for trade in goods is not necessarily related to the cross-border movement of the goods or to their origin, but to different criteria.

**More information on the specific goods and movements is to be found in Annex 3.**

### Vessels and aircraft

Due to the specificities of the maritime and aviation sector, the sole criterion for trade in goods is the **change of the economic ownership** of the vessel or aircraft. 'Economic ownership' in this context means the right of a natural or legal person to claim the benefits from the operations of the vessel/aircraft and to also accept the associated risks.

Note that the 'economic owner' does not necessarily have to be the legal owner, as 'economic ownership' can also be acquired under certain leasing arrangements.

**Extra-EU exports** The partner country is the non-EU country where the new economic owner is established with his business activities. The economic ownership was transferred from a natural/legal person established in the reporting Member State.

Note that, for new vessels and aircraft, the reporting Member State is the country of construction.

**Extra-EU imports** The partner country is the non-EU country where the previous economic owner was established with his business activities. The economic ownership was transferred to a natural/legal person established in the reporting Member State.

Note that, for new vessels and aircraft, the partner country is the country of construction.

**Intra-EU exports** The partner country is the Member State where the new economic owner is established with his business activities. The economic ownership was transferred from a natural/legal person established in the reporting Member State.

Note that, for new vessels and aircraft, the reporting Member State is the country of construction.

**Intra-EU imports** The partner country is the Member State where the previous economic owner was established with his business activities. The economic ownership was transferred to a natural/legal person established in the reporting Member State.

Note that, for new vessels and aircraft, the partner country is the country of construction.

### Goods delivered to vessels and aircraft

This comprises the delivery of products for the crew and passengers as well as for the operation of engines, machines and other equipment of vessels or aircraft. Only goods which are intended for consumption during the journey are concerned. In general, it is unlikely that these goods are taken off the vessel or aircraft again.

The criterion for trade in goods is the **economic ownership of the vessel or aircraft to which the goods were delivered.**

**Extra-EU exports** The partner country is the non-EU country where the economic owner of the vessel or aircraft to which the goods are delivered is established.

Note that, if the partner country is not determined, the code QS 'Stores and provisions within the framework of extra-EU trade' may be used instead of the real partner country.

**Intra-EU exports** The partner country is the Member State where the economic owner of the vessel or aircraft to which the goods are delivered is established.

Note that, if the partner country is not determined, the code QR 'Stores and provisions within the framework of intra-EU trade' may be used instead of the real partner country.

### Spacecraft

Are concerned the satellites or components for space stations whose construction is completed and which are therefore technically in a state to fulfil their mission on launching.

**The criterion for trade in goods is the change of the 'economic ownership' of the spacecraft and more precisely, the acquisition of economic ownership of the new spacecraft by the first economic owner.**

Note that

- the transfers of economic ownership of satellites which are in orbit are excluded from trade in goods statistics;
- the launching of the launching vehicle (rocket) or of a re-usable space shuttle is not covered by the specific provisions but is treated as a movement of a 'normal' means of transport.

**Extra-EU exports** The partner country is the non-EU country where the new economic owner of the spacecraft is established.

**Extra-EU imports** The partner country is the country of construction.

**Intra-EU exports** The partner country is the Member State where the new economic owner of the spacecraft is established.

**Intra-EU imports** The partner country is the Member State of construction.

### Goods delivered to or from offshore installations which are stationary on the high sea

The criterion for trade in goods is related to the area ('exclusive economic zone' - 'EEZ') where a given non-EU country or EU Member State has the exclusive right to exploit the seabed and subsoil.

The EEZ is conceptually considered as part of the respective Member State's or non-EU country's statistical territory, so that trade in goods to or from an offshore installation is considered as trade with the respective EU Member State or non-EU country.

Note that trade in goods between two offshore installations established in areas where two different countries have exclusive rights to exploit the seabed and subsoil shall also be recorded.

**In the case of goods obtained from or produced by an offshore installation**, i.e. products extracted from the seabed or subsoil, or manufactured/produced by the offshore installation:

**Extra-EU exports** The partner country is the non-EU country to which the goods are delivered from the offshore installation. The latter is established in an area where the exporting Member State has the exclusive rights to exploit that seabed or subsoil.

**Extra-EU imports** The partner country is the non-EU country where the offshore installation from which the goods are delivered to the importing Member State is established. The offshore installation is established in an area where this non-EU country has exclusive rights to exploit that seabed or subsoil.

**Intra-EU exports** The partner country is the Member State to which the goods are delivered from the offshore installation. The latter is established in an area where the exporting Member State has the exclusive rights to exploit that seabed or subsoil.

**Intra-EU imports** The partner country is the Member State where the offshore installation from which the goods are delivered to the importing Member State is established. The offshore installation is established in an area where the partner Member State has exclusive rights to exploit that seabed or subsoil.

**In the case of goods delivered to an offshore installation**, i.e. products for the crew and for the operation of the engines, machines and other equipment of the offshore installation:

**Extra-EU exports** The partner country is the non-EU country to whose offshore installation goods are delivered by the exporting Member State. The offshore installation is established in an area where this non-EU country has exclusive rights to exploit that seabed or subsoil.

Note that the code QW 'Countries and territories not specified within the framework of extra-EU trade' may be used instead of the real partner country.

**Extra-EU imports** The partner country is the non-EU country from which goods are delivered to the offshore installation established in an area where the importing Member State has the exclusive rights to exploit that seabed or subsoil.

Note that the code QW 'Countries and territories not specified within the framework of extra-EU trade' may be used instead of the real partner country.

**Intra-EU exports** The partner country is the Member State to whose offshore installation goods are delivered by the exporting Member State. The offshore installation is established in an area where this partner Member State has exclusive rights to exploit that seabed or subsoil.

Note that the code QV 'Countries and territories not specified in the framework of intra-EU trade' may be used instead of the real partner country.

**Intra-EU imports** The partner country is the Member State from which goods are delivered to the offshore installation established in an area where the importing Member State has the exclusive rights to exploit that seabed or subsoil.

Note that the code QV 'Countries and territories not specified in the framework of intra-EU trade' may be used instead of the real partner country.

## Sea products

'Sea products' mainly cover:

- fish catch landed after catching; and
- fish catch processed on board of factory vessels at sea, with the processed goods landed afterwards.

For trade in sea products, the non-EU country or EU Member State where the economic owner of the catching vessel is established is also to be considered for certain flows.

**Extra-EU exports** Where sea products having **Union status** are landed in a port of a non-EU country, **the partner country is the non-EU country of landing**. They are extra-EU exports of the Member State where the operator of the catching vessel is established.

Where sea products having **Union status** are transhipped at sea by the operator of the catching vessel to a vessel operated by a person resident in a non-EU country, **the partner country is the non-EU country where the operator of the receiving vessel is established**. They are extra-EU exports of the Member State where the operator of the catching vessel is established.

**Extra-EU imports** Where sea products having **non-Union status** are landed in a port of a Member State, they are extra-EU imports of that Member State. **The partner country is the country of origin**. Additionally to the country of origin, it is collected the country where the operator of the catching vessel is established.

**Intra-EU exports** Where sea products having **Union status** are landed in a port of a Member State, they are recorded as intra-EU exports of the Member State where the operator of the catching vessel is established and **the partner country is the Member State of landing**.

Where sea products having **Union status** are transhipped at sea by the operator of the catching vessel to a vessel operated by a person resident in another Member State, they are recorded as intra-EU exports of the Member State where the operator of the catching vessel is established and **the partner country is the Member State where the operator of the receiving vessel is established**.

**Intra-EU imports** Where sea products having **Union status** are landed in a port of a Member State, they are recorded as intra-EU imports in that Member State and **the partner country is the Member State where the operator of the catching vessel is established**.

Where sea products having **Union status** are transhipped at sea to a vessel operated by a person resident in a Member State, they are recorded as intra-EU imports of the Member State where the operator of the receiving vessel is established and **the partner country is the Member State where the operator of the catching vessel is established**.

## 4.7. How are goods classified? <sup>More</sup>

Goods are classified by commodity code as set out in the EU Combined Nomenclature. In practical terms, when a business submits information on its trade, it has to provide the corresponding CN code for the goods traded.

In the Combined Nomenclature, the full commodity code for a particular product is broken down as

follows:

- The first six digits are taken from the Harmonised Commodity Description and Coding System (known as the Harmonised System, or HS), developed and maintained by the World Customs Organisation. The Harmonised System is used worldwide by the majority of trading nations; it is reviewed and updated in five-year cycles (although in exceptional cases the time between updates may differ). It was introduced in 1988 and, since then, was revised five times: in 1996, 2002, 2007, 2012 and 2017.
- The seventh and eighth digits of the EU Combined Nomenclature add a further subheading to the Harmonised System, applying customs tariffs which follow and support EU policies or provide valuable information to traders.

#### Example of the eight-digit CN structure

HS Chapter	18	Cocoa and Cocoa Preparations
HS Heading	18 06	Chocolate and other food preparations containing cocoa
HS Subheading	18 06 10	Cocoa powder, containing added sugar or other sweetening matter
CN Subheading	18 06 10 15	Containing no sucrose or containing less than 5 % by weight of sucrose (including invert sugar expressed as sucrose) or isoglucose expressed as sucrose

The CN is revised annually to take account of new goods coming onto the market or outdated goods, which are no longer traded. Changes may be made as a result of requests from EU trade federations (sometimes representing Member States at national level) to reflect certain industry developments, or from European Commission Directorates-General to monitor EU policies, accommodate international requirements or respond to legal needs. Note that other classifications are often mapped to the CN to produce data from a different economic perspective.

**Table 1: Changes to the CN8 codes over time**

Year	Creations	Deletions	Total	Net change	CN Codes
2020	47	97	144	-50	9 483
2019	7	7	14	0	9 533
2018	16	11	27	+5	9 533
2017	687	573	1 260	+114	9 528
2016	55	27	82	+28	9 414
2015	21	14	35	+7	9 386
2014	43	40	83	+3	9 379
2013	35	42	77	-7	9 376
2012	907	818	1 725	+89	9 383
2011	132	281	413	-149	9 294
2010	180	306	486	-126	9 443

## 4.8. When are movements of goods recorded? <sup>More</sup>

### 4.8.1. GENERAL RULE

In theory, the reference period for the information on international trade in goods transactions is the calendar month of export or import of the goods. However, in practice the reference period for extra-EU trade is generally the calendar month during which the customs declaration is accepted by the customs authorities. The reference period for intra-EU trade may be adapted, in case of sales or purchases, to the calendar month during which the VAT on the intra-EU supplies or acquisitions becomes chargeable.

### 4.8.2. EXCEPTIONS

Although the vast majority of goods are recorded following the general principle, there are some exemptions for specific types of goods. Where it is difficult to record the exact month in which the goods crossed the border or where reporting simplifications are introduced, the goods may be recorded according to different rules. These deviations in recording time do not affect the analysis of the data, but they should be taken into account when mirroring bilateral trade between two countries.

#### Staggered consignments

Where a delivery of components of a complete item in unassembled state is shipped over a period of more than one month, the reference period for imports or exports of staggered consignments may be adjusted so that the data are reported only once, i.e. in the month in which the last consignment is received or dispatched. The same simplification can be applied for the delivery of complete industrial plants.

#### Vessels and aircraft and spacecraft

The trade of these goods is recorded in the month in which the transfer of economic ownership of the vessel, aircraft or spacecraft took place.

## 4.9. Which data are collected?

### 4.9.1. USING THRESHOLDS IN EXTRASTAT

In Extrastat, the customs threshold defines the transactions to be declared. Under the EU legislation, the statistical information relating to any transactions exceeding EUR 1 000 in value or 1 000 kg in net mass must be collected from the customs authorities. The customs threshold therefore cannot be fixed at a value higher than EUR 1 000 or a weight above 1 000 kg. In general, the Member States apply lower customs thresholds.

As regards the data compilation, any customs declaration available is integrated into ITGS. The National Statistical Authority may nevertheless decide not to process transactions below EUR 1 000 or 1 000 kg at the most detailed level.

### 4.9.2. USING THRESHOLDS IN INTRASTAT

In order to reduce the burden on businesses, particularly small and medium-sized enterprises (SMEs), the Intrastat system is designed in a way that the intra-EU traders' workload is in line with the annual volume of trade in which they are involved. To achieve this, the Member States must each year set thresholds for imports and exports which exempt their businesses from providing statistical information or limit the information to be collected. There are four types of thresholds; the first three are expressed in terms of the annual value of intra-EU trade:

<b>Exemption threshold</b>	Businesses below this threshold do not have to submit Intrastat declarations. When setting the threshold, Member States have to ensure that at least 97% of their intra-EU exports by value and 93% (95% up to 2013) of their intra-EU imports by value are covered. Businesses above the threshold are the providers of statistical information (PSIs) in the Intrastat system.
<b>Simplification threshold</b>	This threshold allows businesses with an annual trade value above the exemption threshold but below the simplification threshold to provide only a limited set of data or use a simplified commodity code. The trade reported by these PSIs may cover at most 6% of total trade.
<b>Statistical value threshold</b>	Member States may collect the statistical value from only some of their PSIs. Up to the 2013 reference year, the EU legislation required that the threshold be fixed in such a way that the statistical value is collected only from the biggest PSIs, whose overall share of total trade may not exceed 70%. Since 2014 this legal requirement is no longer valid.
<b>Individual transaction threshold</b>	Member States may decide not to collect detailed information for individual transactions. The EU legislation fixes the maximum level of the individual transaction threshold at EUR 200.

The Intrastat data collection does not cover 100% of the Member States' intra-EU trade. In order to achieve complete coverage, the loss of data due to the exemption threshold and to the lack of response from PSIs is compensated by estimates.

## 4.10. What information is recorded for each transaction?

The legislation defines what information is to be collected for each transaction of goods. Some statistical variables are mandatory, others optional. The main statistical variables are the following:

<b>Reference period</b>	When the customs declaration is the source for records on imports and exports, the reference period is the calendar year and month when the declaration is accepted by the customs authorities. Within the Intrastat system, the reference period is in principle the calendar month of import or export of the goods. However, for sales and purchases, the calendar month when the chargeable event for VAT purposes occurs may be used instead. The chargeable event relates to the issue date of the invoice.
<b>Importing or exporting Member State</b>	Except for some specific goods like vessels and aircraft, ITGS follow the physical movements of the goods. Member States should record an import when goods enter their statistical territory and an export when goods leave that territory except if those goods are in simple transit. Goods should be recorded only when adding to or subtracting from the stock of national material resources or, in the context of extra-EU trade, when customs formalities are applied.
<b>Partner country</b>	This is the last known country of destination for intra- and extra-EU exports, the country of origin for extra-EU imports and the country of consignment for intra-EU imports
<b>Product code</b>	Goods classified by commodity code as set out in the EU Combined Nomenclature.



<b>Statistical procedure</b> (only in extra-EU trade)	This relates to customs procedures and distinguishes between different types of imports and exports: imports/exports covered by the customs inward processing procedure, imports/exports covered by the customs outward processing procedure, are differentiated from normal transactions or transactions not recorded from customs declarations.
<b>Preferential treatment</b> (only in extra-EU imports)	This indicates whether reduced or zero rates of customs duty apply to a transaction. In particular, the EU Generalised System of Preferences (GSP) enables the least developed and developing countries to access the European market and encourages them to become more established.
<b>Mode of transport</b>	This identifies the active means of transport (e.g. road, rail, sea) by which the goods leave/enter the statistical territory of a Member State for intra-EU trade and of the EU for extra-EU trade.  Note that the collection of the mode of transport for intra-EU trade flows became optional in 2001. Therefore the information is not available for all the EU Member States since January 2001 as reference month.
<b>Trade value</b>	This is the statistical value, i.e. the amount that would be invoiced in the event of sale or purchase at the national border of the reporting country. It is said to be a <b>FOB valuation</b> for exports and a <b>CIF valuation</b> for imports. It is expressed in euro in Eurostat's data dissemination.
<b>Quantity</b>	Also referred to as the 'net mass', this is the weight of the goods in kilograms without packaging. For certain goods, a supplementary quantity is available. The supplementary unit varies according to the goods; it can be expressed in litres, number of pieces, carats, terajoules, square metres, etc.

## 4.11. What are the measurement units? <sup>More</sup>

The volume of trade is expressed in value and quantity.

The **value** is expressed in currency unit. The **quantity** is measured in kilograms (net mass) and, when relevant, in another unit like m<sup>2</sup> or litres (supplementary quantity).

### 4.11.1. TRADE VALUE <sup>MORE</sup>

#### Definition

In ITGS, the trade value corresponds to the **statistical value**, i.e. to the amount which would be paid in the event of sale or purchase at the time and place the goods cross the national border of the reporting Member State. It is said to be a **FOB type value** (free on board) for exports and a **CIF type value** (cost, insurance, freight) for imports:

- For exports, the statistical value includes only incidental expenses (freight, insurance) incurred on the part of the transport journey located on the territory of the exporting Member State.
- For imports, it includes only incidental expenses incurred on the part of the transport journey located outside the territory of the importing Member State.

Note that the statistical value does not include taxes on import or export, such as customs and excise duties or VAT.

In the case of **goods imported or exported in the context of processing**, the value of the goods corresponds to their total value, before and after processing, not just the value added by the processing procedure.

### Collection or estimation of the trade value

- **In extra-EU trade**, the statistical value is based on the value determined for customs purposes; therefore, there is generally no need to estimate it.
- **In intra-EU trade**, only the value which was or would have been invoiced in the case of sale or purchase is systematically collected from the providers of the statistical information. Most Member States either do not collect the statistical value at all or collect the statistical value only from the PSIs whose annual trade is above a certain threshold. When not provided by the PSI, the statistical value is estimated by the national statistical authority. The estimation is based on the invoice value and other information collected, such as the delivery terms and the mode of transport.

### Conversion from national currency to euro

Import and export trade values transmitted to Eurostat are expressed in national currency units. In Eurostat's data dissemination, all these values are expressed in euro in order to enable cross-country comparisons and the compilation of country aggregates, in particular the trade of the European Union, as one single entity.

The conversion of trade values from national currency to euro is based on average exchange rates, either monthly or annual:

- Monthly trade values are converted from national currency to euro by applying a monthly average exchange rate. Note that annual trade values derived from monthly detailed statistics correspond to the sum of monthly values already converted in euros.
- Annual trade values by enterprise characteristics (TEC data) are converted from national currency to euro on the basis of annual average exchange rates.

For more information the reader is referred to the links below:

- Access to exchange rates:
  - Monthly rates:  
[http://ec.europa.eu/eurostat/product?code=ert\\_bil\\_eur\\_m&mode=view&language=en](http://ec.europa.eu/eurostat/product?code=ert_bil_eur_m&mode=view&language=en)
  - Annual rates:  
[http://ec.europa.eu/eurostat/product?code=ert\\_bil\\_eur\\_a&mode=view&language=en](http://ec.europa.eu/eurostat/product?code=ert_bil_eur_a&mode=view&language=en)
- Access to related metadata:  
[http://ec.europa.eu/eurostat/cache/metadata/en/ert\\_bil\\_esms.htm](http://ec.europa.eu/eurostat/cache/metadata/en/ert_bil_esms.htm)

## 4.11.2. NET MASS <sup>MORE</sup>

### Definition

The net mass, i.e. the weight of the goods without any packaging, is available for all goods except for a few ones under HS chapter 89 'Ships, boats and floating structures' and the product code 2716 00 'Electrical energy', the quantity is expressed in kilograms.

### Collection or estimation of the net mass

In the Intrastat system, the collection of the net mass is not always required.

Under the provisions on intra-EU trade statistics, where there is a supplementary unit laid down for a specific product code of the Combined Nomenclature, it is not mandatory to request the net mass from the PSIs. Member States can define whether the information about net mass is systematically collected for all CN8 codes or only for part of them. **From the 2010 reference year onwards, the non-collected net mass is estimated by the national statistical authority.**

See item [5.5.3 Estimating the net mass](#) for more information.

For extra-EU trade statistics, any information about the net mass (and the supplementary quantity, if applicable) is derived from the customs declaration.

### Missing net mass

The net mass might be missing for transactions for which the traded goods are not fully identified. The full identification of the traded goods is not required in the following cases:

- In Member States which apply the simplification for low value transactions, PSIs do not have to report the net mass for transactions below the **individual transaction threshold** (amounting to maximum EUR 200). All these transactions can be classified under the product code 99AAA000.
- **Deliveries to vessels and aircraft** – The net mass is only required for goods belonging to CN chapter 27 (product code 27BBB000). It is optional for goods belonging to other chapters (all gathered under product code 24BBB000).
- **Deliveries to and from offshore installations** – The net mass is only required for goods belonging to CN chapter 27 (product code 27FFF000). It is optional for goods belonging to other chapters (all gathered under product code 24FFF000).

In addition, in Member States which apply a simplification threshold, the PSIs may be exempted from providing information on the net mass if they belong to the group which benefits from the simplified reporting obligation.

Finally the net mass is not relevant and therefore not available for the following goods:

- **Vessels:** seagoing vessels, tugs, warship and floating structure – Product codes: 8901 10 10, 8901 20 10, 8901 30 10, 8901 90 10, 8902 00 10, 8903 91 10, 8903 92 10, 8904 00 10, 8904 00 91, 8905 10 10, 8905 20 00, 8905 90 10, 8906 10 00 and 8906 90 10
- **Electricity** – Product code: 2716 00 00

### Why is the net mass sometimes equal to zero?

This can stem from various reasons:

- If the weight is lower than 0.5 kilogramme, the rounded figure without decimals shows 0.
- The net mass is hidden for confidentiality reasons (commercially sensitive information).
- The net mass has not been collected, nor estimated (cases for which simplification provisions apply).
- 

### 4.11.3. SUPPLEMENTARY QUANTITY

For certain goods, a **supplementary quantity** is provided in addition to the net mass. This quantity is expressed in a unit which provides useful information. Supplementary units are units other than kilograms such as, for example, litres, numbers of pieces, carats, terajoules or square metres. For each CN8 code, the Combined Nomenclature indicates whether a supplementary quantity should be provided and, if so, in which supplementary unit.

### Tips for Comext users

- Users interested in the supplementary quantity should refer to the Combined Nomenclature to know which unit applies to which CN8 code.

- Users of the bulk download facility should refer to the related metadata to make the link between the 1-digit code appearing in the 'SU' field and the corresponding supplementary unit.
- Annex 7 to this Guide provides the nomenclature (codes and labels) as displayed in the bulk download files.

## 4.12. Are there specific provisions for particular types of goods or movements?

Although in most cases it is possible to record the physical movement of goods crossing borders from one territory to another, there are occasions when different criteria or data sources need to be used, as it may be difficult to collect the required data using standard declarations. There are also cases which present particular classification problems.

As a result there are specific harmonised provisions for the compilation of information relating to these goods, referred to as '**specific goods and movements**' in intra- and extra-EU legislation. The goods concerned and the related provisions are described briefly below:

<b>Vessels, aircraft and spacecraft</b>	Trade in sea-going vessels, aircraft and spacecraft cannot be measured as they cross borders for obvious reasons. Instead, the 'change of economic ownership' principle is used to determine when a transaction has occurred and also which partner country should be recorded. Additional data sources, such as maritime and aircraft registers, may be used to obtain this information.
<b>Electricity and gas</b>	It is particularly difficult to track this trade so other data sources, such as information from grid operators, may be used.
<b>Sea products</b>	'Sea products' means fishery products, minerals, savage and all other products which have not yet been landed by sea-going vessels. The partner country is determined on the basis of the economic ownership of the vessel. Because it is often difficult to capture this trade, additional data sources, such as fishery statistics, may be used.
<b>Goods delivered to vessels and aircraft</b>	For goods delivered to sea-going vessels and aircraft, the economic ownership of the vessel or aircraft is used to determine the partner country.
<b>Goods delivered to and from offshore installations</b>	Where the export or import involves an offshore installation, this offshore is considered, for ITGS purposes, as belonging to the <i>country that has the exclusive rights to exploit the seabed</i> . Member States must therefore report trade where goods enter or leave 'their' offshore installations in the context of trade with other countries. Where goods leave a Member State under trade with the offshore installations of another country, the partner of that Member State is that other country.
<b>Industrial plants</b>	There is a simplified coding system for recording the movement of components of industrial plants where certain conditions are met. These apply to both import and export flows in intra-EU trade but only to exports in extra-EU trade because of the duties applied to imports.
<b>Staggered consignments</b>	Where goods are delivered in more than one consignment the transaction may be recorded only once, at the time the final delivery is made.

**Military goods** Where goods are subject to military secrecy in the Member State concerned, less detailed information may be provided.

More information on the specific goods and movements can be found in Annex 3.

# 5

## Data compilation

### 5.1. How are EU trade data compiled?

Where not otherwise specified, the EU trade corresponds to the aggregation of the extra-EU trade flows of the EU Member States.

More concretely, the EU trade flows are compiled as follows:

- **EU imports** = Sum of the extra-EU imports of the EU Member States
- **EU exports** = Sum of the extra-EU exports of the EU Member States
- **EU trade balance** = EU exports – EU imports

When an indicator on the intra-EU trade is published at EU level, the intra-EU exports are taken as reference; they are considered to be of better quality than the intra-EU imports for reasons inherent to the Intrastat data collection system.

### 5.2. How are euro area trade data compiled?

The trade of the euro area (EA) corresponds to the aggregation of the extra-EA trade flows of the EA Member States. More concretely, the EA trade flows are compiled as follows:

- **EA imports** = Sum of the extra-EA imports of the EA Member States
- **EA exports** = Sum of the extra-EA exports of the EA Member States
- **EA trade balance** = EA exports – EA imports

The 'extra-EA' area is composed of the non-EU countries and of the EU Member States not belonging to the euro area. This means that part of the intra-EU trade flows — the ones recorded by the EA Member States with the EU Member States not belonging to the euro area — play a particular role in the euro area's trade balance.

### 5.3. How is the trade with the world defined? <sup>New</sup>

The trade by the EU with the world corresponds to the trade with the **rest of the world**. This means that what is considered as regional trade is excluded.

#### Tips for Comext users

- To calculate the trade of one or several EU countries with the rest of the World, add the sum of partner Intra-EU and Extra-EU, or select partner WORLD
- To calculate the trade by the EU as one single entity with the rest of the world, select partner extra-EU only. Including partner intra-EU leads to double counting.

## 5.4. How are the trade balances of the EU Member States compiled?

The trade balance of a Member State corresponds to the difference between its total exports and its total imports, i.e. considering both its intra- and extra-EU trade. As the EU trade balance refers only to extra-EU trade flows, it does not correspond to the aggregation of the EU Member States' individual trade balances.

## 5.5. How are not collected intra-EU trade data compensated for?

As a result of the Intrastat thresholds and other simplification measures, estimates need to be compiled by the Member States to ensure full trade coverage. The statistics published by Eurostat include estimates for missing data as computed and provided by the Member States.

### 5.5.1. ESTIMATING MISSING TRADE

Estimates need to be made for data that cannot be collected because the trader is below the exemption threshold or when the trader is late in supplying the data. The main information sources used by the Member States to estimate missing data in intra-EU trade are the VAT returns and VAT recapitulative statements (VIES data) sent by intra-EU traders to the national tax administration. Data collected via Intrastat declarations are used to allocate estimated total values by product and partner Member States.

Under the Intrastat legislation, the estimates for any missing data — i.e. on trade below the Intrastat exemption thresholds, and/or due to missing Intrastat declarations — must be compiled at least by HS2 codes and partner Member State. Missing data are even estimated at a more detailed level — HS4 or CN8 codes — by some Member States. In Eurostat's publications, estimates compiled at chapter level can be identified through product codes including the letters M or Y (see Annex 4).

Note that the legislation in principle excludes trade carried out by private individuals or very small businesses which are not subject to VAT obligations. As a result no estimates are made to balance this loss of information.

### 5.5.2. ESTIMATING THE STATISTICAL VALUE

In intra-EU trade, most Member States either do not collect the statistical value at all or collect it only from PSIs with an annual trade amount exceeding a 'statistical value threshold'. When not provided by PSIs, the statistical value is estimated by the national statistical authority (NSA).

The NSA estimates the statistical value by adjusting the collected trade value. This adjustment consists in adding or removing the incidental expenses for the relevant part of the journey. If incidental expenses are not known, they may be assessed on the basis of costs usually payable for transport and insurance services.

Note that trade values published by Eurostat reflect only statistical values.

### 5.5.3. ESTIMATING THE NET MASS <sup>MORE</sup>

Under the Intrastat legislation, where there is a supplementary unit laid down for a specific CN product code it is not mandatory to request data on the net mass from the PSIs. Member States can then decide to collect the net mass for all CN8 codes or only for some. Since Croatia joined the EU on 1 July 2013, the net mass has been fully collected by 16 Member States. The remaining 12 Member States need to compile estimations for the non-collected net mass.

To support the Member States, Eurostat has established European average conversion factors for all the CN8 codes with a supplementary unit. These conversion factors are calculated on the basis of EU historical trade data after filtering out outliers. For the majority of the codes the factors are weighted averages, but for some codes (mostly for wood products) industry estimates are applied. Technical conversion factors (unit mass) based on physical characteristics of the commodity are established wherever possible (for example, the weight of one litre of mineral water equals one kilogram). 'Value per kg' conversion factors have also been defined. Given that the supplementary quantity is usually better correlated with the net mass, it is recommended to use the 'unit mass' conversion factors as a priority wherever possible. However, the Member States are free to use either the list of conversion factors provided by Eurostat or any other estimation method they consider more suitable.

The lists of net mass conversion factors for 2020 and previous years (from 2009 to 2019) are available on the Eurostat website (Easy Comext metadata), under the following link:

[http://epp.eurostat.ec.europa.eu/newxtweb/downloadobject.do?keepsessionkey=true&filenameOut=INTRASTAT\\_NET\\_MASS\\_SINCE\\_2006.zip&mimeType=application/zip&objectID=610438035&objectType=LOB&disposition=attachment](http://epp.eurostat.ec.europa.eu/newxtweb/downloadobject.do?keepsessionkey=true&filenameOut=INTRASTAT_NET_MASS_SINCE_2006.zip&mimeType=application/zip&objectID=610438035&objectType=LOB&disposition=attachment)

**Table 2: Collection of net mass since 2013**

Net mass collected for all CN8 codes	16 MS (57%)	BG	CZ	EE	IE	EL	ES	FR	HR	LV	LT	MT	PL	PT	RO	SI	SK
Net mass collected for all CN8 codes except for some with a supplementary unit	2 MS (7%)	CY	SE														
Net mass collected for all CN8 codes except the ones with a supplementary unit	10 MS (36%)	BE	DK	DE	IT <sup>(1)</sup>	LU	HU	NL	AT	FI	UK						

(1) Only PSIs below the optional variable threshold are exempted from reporting the net mass for all CN codes with a supplementary unit.

Source: National quality and metadata reports transmitted by the countries

## 5.6. How are not collected extra-EU trade data compensated for?

Under the Extrastat legislation, Member States must compile estimates for delayed or incomplete records at least by HS2 code and partner country. In Eurostat's publication of data, estimates can be identified through product codes including the letters M or Y (see Annex 4).

## 5.7. Why are some of the ITGS confidential?

### 5.7.1. WHAT ARE 'CONFIDENTIAL DATA'?

As a general definition, data used by national and EU authorities for producing statistics are considered confidential if statistical units can be identified, either directly or indirectly, and information about individuals or businesses is disclosed as a result.

The precise operational criteria determining which statistical data are considered confidential are fixed by each Member State in the light of national legislation or practices. The classical way to avoid disclosing confidential information is to hide the real product code and/or the real partner country code.

### 5.7.2. WHICH RULES APPLY?

**Principle of passive confidentiality** — Member States have to take appropriate measures only if requested to do so by companies which feel that their interests would be harmed by the publication of the data. This principle is recommended by the United Nations in its IMTS 2010 publication and set out in the EU legislation for **detailed statistics on intra- and extra-EU trade**. It has the big advantage of limiting the loss of information for users and thus making the data more useful.



**Principle of active confidentiality** — Under this principle, confidential data are automatically hidden by the national statistical authority if certain criteria are met, without the company needing to send a request. In ITGS, this principle applies only to the [data by enterprise characteristics](#) (i.e. by size, sector of economic activity or level of concentration).

**Criteria for granting confidentiality** — The choice of the criteria to be met by the company is left to the Member States. The most common criteria are the following:

- the number of companies on the market is limited, e.g. fewer than three companies contribute to a single data cell; or
- the company is in a dominant position on the market (by representing, for instance, at least 75 % of the total trade) or is at least an important stakeholder contributing to a single data cell.

Note that the criteria for granting or not the confidentiality are the same under both principles, passive and active. The difference lies in whether the provider of the statistical information plays an active role or not.

### 5.7.3. TO WHICH DATA ELEMENTS DOES CONFIDENTIALITY APPLY?

Confidentiality can apply to the product code and/or the partner country. Information about a product or partner may be considered commercially sensitive by the provider of the statistical information for the trade value, the quantity or the unit value (value/quantity) which can be considered a proxy for the price.

When confidentiality is granted, data are hidden at the detailed level, which means that the trade is not allocated to the real product code and/or the real partner. It is nevertheless included in the total trade of the Member State and even, wherever possible, allocated to the real chapter (i.e. to the real HS2 code). This minimum level of provision is set out in the EU legislation: *'Member States shall transmit data declared confidential to Eurostat so that they may be published at least at chapter level of the CN provided confidentiality is thereby ensured'*.

### 5.7.4. HOW DOES CONFIDENTIALITY APPLY TO PARTNER COUNTRIES?

The real partner country code is replaced by a specific code used for 'countries and territories not specified for commercial or military reasons'. A distinction is made between intra-EU trade (code QY or 978) and extra-EU trade (code QZ or 979). The example below illustrates how confidential partners can be hidden. In this example, the trade with Germany and Japan is confidential and so hidden when the data are published.

**Table 3:** Example of partner country confidentiality

Partner code and label	Values declared	Public values
DE Germany	1 000	0
IT Italy	500	500
JP Japan	3 000	0
CA Canada	200	200
QY Countries and territories not specified for commercial or military reasons in the framework of intra-EU trade	0	1 000
QZ Countries and territories not specified for commercial or military reasons in the framework of extra-EU trade	0	3 000
1010 Intra-EU trade		1 500
1011 Extra-EU trade		3 200

### 5.7.5. HOW DOES PRODUCT CONFIDENTIALITY APPLY?

The real product code is replaced by a specific code dedicated to confidential trade. The EU legislation requires disseminating at least the real chapter (i.e. the real HS2 code) provided confidentiality is thereby ensured. It is therefore only in exceptional cases that confidential trade is disseminated under chapter 99.

In complement to the chapter minimum legal requirement, it is recommended to keep maximum information on the goods by indicating, wherever possible without disclosing the confidentiality, the real HS4 or HS6 code and/or the real SITC code at one-, two- or three-digit level.

In Eurostat's database (Comext), the 'confidential' eight-digit codes are identified by the letter 'S' indicated between the third and the eight position.

#### Examples:

17SSS061	Confidential information about trade in Chapter 17 'Sugars and sugar confectionery' and in SITC group 061 'Sugars, molasses and honey'
17SSS999	Confidential information about trade in Chapter 17 'Sugars and sugar confectionery' and in unknown SITC group
3004S541	Confidential information about trade in HS4 code 3004 'Medicaments (excluding goods of heading 3002, 3005 or 3006) consisting of mixed or unmixed products for therapeutic or prophylactic uses, put up in measured doses (including those in the form of transdermal administration systems) or in forms or packings for retail sale' and in SITC group 541 'Medicinal and pharmaceutical products, other than medicaments of group 542'
30SSS541	Confidential information about trade in Chapter 30 'Pharmaceutical products' and in SITC group 541 'Medicinal and pharmaceutical products, other than medicaments of group 542'
2711S34S	Confidential information about trade in HS4 code 2711 'Petroleum gases and other gaseous hydrocarbons' and in SITC group 34 'gas, natural and manufactured'
2711S999	Confidential information about trade in HS4 code 2711 'Petroleum gases and other gaseous hydrocarbons' and in unknown SITC group
840734SS	Confidential information about trade in HS6 code 8407 34 'Of a cylinder capacity exceeding 1000 cm <sup>3</sup> '
8407S713	Confidential information about trade in HS4 code 8407 'Spark-ignition reciprocating or rotary internal combustion piston engines' and in SITC group 713 'Internal combustion piston engines and parts thereof, n.e.s.'
84SSS713	Confidential information about trade in Chapter 84 'Nuclear reactors, boilers, machinery and mechanical appliances; parts thereof' and in SITC group 713 'Internal combustion piston engines and parts thereof, n.e.s.'
99SSS541	Confidential information about SITC group 541 'Medicinal and pharmaceutical products, other than medicaments of group 542'
99SSS999	Confidential information, unknown product

## 5.8. What data are sent to Eurostat and when?

Once data have been collected, checked and processed by the Member States, they are sent to Eurostat.

The **Intrastat legislation** requires the Member States to provide Eurostat with:

- monthly aggregated data (for each flow: total intra-EU trade value and, for Member States belonging to the euro area (EA) only, total intra-EA trade value plus total extra-EA trade value broken down by 1-digit SITC code) no later than 40 days after the end of the reference month;
- monthly detailed data by 8-digit CN code no later than 70 days after the end of the reference month; and
- annual data by enterprise characteristics no later than 18 months after the end of the reference year.

The **Extrastat legislation** requires the Member States to provide Eurostat with:

- monthly detailed data by 10-digit codes for imports (8 first digits corresponding to the CN subheadings and 10<sup>th</sup> and 11<sup>th</sup> digits to further subdivisions used for the application of EU measures concerning imports) and by 8-digit codes (CN subheading) for exports within 40 days after the end of the reference month;
- detailed annual data by enterprise characteristics (i.e. by size, sector of economic activity or level of concentration) within 18 months after the end of the reference year; and
- aggregated annual data by invoicing currency within three months after the end of the reference year, every two years (first transmission: 2010 data by 31 March 2011; second transmission: 2012 data by 31 March 2013, etc.).

## 5.9. When are data revised and considered final?

International trade in goods statistics, like many published statistics, must balance the need for timely information with the need for accuracy. The detailed data sent for a given month are subject to the possibility of later revision as a consequence of errors, omissions or — particularly with the Intrastat system — late declarations by the providers of the statistical information. When monthly results already sent to Eurostat are subject to revision at national level, the revised results are to be transmitted no later than the month after they become available.

Data are revised frequently according to national needs and practices. However, the Member States should provide Eurostat with final detailed data at the latest by October following the reference year. At that time the data become 'final' and should not be revised further, except in exceptional and well-justified cases.

The impact of a revision depends largely on the data users and what use they make of the data. To aid both the monitoring of revisions and the users' understanding of their impact, Eurostat and the Member States have agreed on thresholds to define different levels of revision at the aggregate level.

Metadata reports are published each month, showing the revisions that were applied to EU and euro area aggregates and to individual Member State data. The reports show how much the data have changed since their previous publication ('Subsequent data publications') as well as since they were first published ('first and last data publications'). The reports contain explanations of the agreed revision levels and indicate, for individual Member States, at which level the revision has been classified. The latest version of those reports can be found on the '[Focus on Comext](#)' page of the 'International trade in goods' section on Eurostat's website.

All the latest revisions sent by the Member States are included in the monthly updates.

## 5.10. What are the main reasons for revising data?

Revisions are made to improve data quality. They generally aim at correcting erroneous data, improving the completeness of the data (by limiting data omissions) and replacing estimates by collected data.

Revisions may also occur as a result of implementing new estimation methods. In ITGS, data are estimated when not collected due to:

- simplification provisions: intra-EU trade below the Intrastat exemption threshold, statistical value and net mass in intra-EU trade;
- failure by the providers of the statistical information: missing or partial Intrastat declarations or partial or incomplete records in customs declarations; or
- missing information from traditional data sources: trade in gas and electricity for which the quantity is collected via statistical declarations or additional data sources but the statistical value needs to be estimated. The partner country may also be subject to adjustments in order to apply the general definition (country of destination for exports, country of consignment for intra-EU imports and country of origin for extra-EU imports).

Finally, revisions may occur when new legal provisions are not fully implemented on time. Such cases are exceptional and represent non-compliance with the EU legislation.

Note that the practice in BoP statistics of re-compiling time series when methodological changes occur does not apply in ITGS. Changes in concepts and definitions introduced by new legal provisions on intra- and extra-EU trade in goods apply only to future reference periods.

## 5.11. What data does Eurostat compile?

Most trade in goods data published by Eurostat are compiled by the Member States, including the estimates for missing data. The only data compiled by Eurostat are the unit value and volume indices. Eurostat also seasonally adjusts some time series in connection with its monthly news release.

### 5.11.1. UNIT VALUE AND VOLUME INDICES

The data provided by the Member States to Eurostat are expressed in current prices, which are prices relevant to the reference period concerned. For several analyses it is satisfactory to work with those values and, if needed, to convert the series of values into an index form following a simple arithmetic operation.

However, the development over time of the value of trade flows is determined by both the quantities sold and by the price variations. For a number of analytical purposes it is then necessary to distinguish between these two elements and, in particular, to measure possible movements in the volume of trade estimated in the constant prices of some previous base years. It is therefore desirable to have an appropriate measure of how price movements in international trade have developed.

Information on values and related quantities is taken from ITGS to estimate a set of deflators which are then used to calculate unit value indices and derive estimates of volumes. Intra- and extra-EU trade statistics are used at their most detailed level — eight-digit CN subheadings by partner country — for calculating indices. The fluctuations in 'unit values', which are derived from current price values divided by quantities for each flow, are used as indicators of price variations.

Although the calculation system uses weights that change annually, for users' convenience, the published indices are based on reference years that are normally changed every five years. The current reference year for the unit value and volume indices is 2010. Data are available monthly as an index (2010=100) showing the percentage change from both the previous month and the same month of the previous year.

Unit value and volume indices are calculated for the various aggregates. Volume indices are also adjusted for working days and seasonal variations.

Indices are compiled separately for imports and exports. Eurostat also provides trade flow ratios.

Unit value indices are available in euro, national currency for Member States not belonging to the euro area and US dollars. The first compilation step consists in compiling unit-value indices from trade values all expressed in euro. The indices in euro are then converted into national currencies and US dollars.

The indices can be found in [Easy Comext](#) and on the [Eurostat website](#).

### 5.11.2. DATA ADJUSTED FOR WORKING DAYS AND SEASONAL COMPONENTS

The data provided by the Member States to Eurostat are not adjusted for seasonal components or the number of working days. However, as with most economic data, the interpretation of monthly or quarterly time series is complicated by regular seasonal fluctuations. For instance, trade in many agricultural products is highly seasonal and month to month fluctuations are often dominated by these seasonal factors. Monthly and quarterly data are also affected by the varying lengths of months (and in particular the number of working days they contain) and the effects of public holidays whose dates may change from year to year: Easter is the prime example.

One partial solution is to compare a month to that of previous year, a solution which however is not completely satisfactory since it cannot provide a proper measure of the fluctuations, because of the calendar impact. The best solution is therefore to "adjust" the data by cleaning the series from seasonal and calendar effects.

To solve this problem, Eurostat has elaborated a range of procedures to estimate the seasonal (including working day and holiday) effects and then remove them from the time series. The series on trade in goods are processed by JDemetra+, a tool developed by the National Bank of Belgium (NBB) in cooperation with Eurostat and Deutsche Bundesbank, in accordance with the [ESS guidelines on seasonal adjustment](#). To extract the components on which each time series can be broken down (trend-cycle, seasonal effects and calendar effects, residuals), the TRAMO-SEATS method is used.

The ITGS time series are computed with the direct method except for the European aggregates referring to intra-EU, extra-EU and World at total level, where the indirect approach is preferred.

Trade data and volume indices are seasonally adjusted, while unit value indices are not adjusted for the number of working days and seasonal variations due to their modest seasonality.

All data adjusted for working days and seasonal components can be found under the '[International trade in goods – short-term indicators](#)' domain on the Eurostat website.

## 5.12. Conversion into other product nomenclatures

The data provided by the Member States to Eurostat are based on the Combined Nomenclature as regards the classification of the goods. In addition, Eurostat disseminates data according to the following product nomenclatures:

- the Standard International Trade Classification (SITC);
- the Classification of Products by Activity (CPA);
- the Broad Economic Activities (BEC); and
- the Standard Goods Classification for transport statistics (NST/R).

All classifications and correspondence tables are available on Eurostat's metadata server [RAMON](#).

# 6

## Data quality

### 6.1. Accuracy

#### 6.1.1. HOW ACCURATE ARE ITGS?

As in all statistical work, a balance has to be struck between the resources devoted to checking and the likely benefit. With many millions of individual data elements forming the basis of trade in goods statistics it is impossible to achieve complete accuracy. This leads to two important recommended actions for users:

- The first is to become aware of the margin of inaccuracies in the data used. This is particularly important for the commodity codes. The structure of the Combined Nomenclature is detailed and, while it is supported by very precise explanatory notes, choosing the right code is not always easy. A further major problem which may lead to inaccurate statistics, and that is certainly a constraint on the use of detailed data, is the practice of hiding confidential information.
- The second recommendation for users of detailed information is that they should consider themselves part of the checking procedure. In practice they will often have specialist knowledge that allows them to assess the plausibility of published data. Eurostat and the national statistical authorities generally welcome any comment on data they publish.

#### 6.1.2. HOW IS THE DATA QUALITY CHECKED AND MONITORED?

The prime responsibility for assuring the accuracy of the published trade data rests with the national statistical authorities. They have access to the detailed data, often at the individual transaction level, which facilitates many checking procedures. They are in contact with the traders to follow up incorrect or doubtful declarations and ask for clarification or correction if needed. Some checks are quite basic. They ensure that the declarations have been fully completed, that the codes entered are valid and the correct units have been used. Other checks are more sophisticated and assess the plausibility of the basic data, sometimes of aggregates, both in themselves and in comparison with other variables (for example past data).

Further checks are carried out by Eurostat each month, essentially to ensure that the requested data have been satisfactorily transmitted. Eurostat has developed an advanced data quality monitoring system, as required by the legislation, to ensure that the ITGS meet a high quality standard. Within this framework, the Member States must document their methods and practices and provide Eurostat with a set of quality indicators each year, which are then published in Eurostat's summary quality reports.

Mirror exercises are other types of checks which can be carried out under the auspices of Eurostat or by Member States. The aim is to compare trade flows between two countries as measured by both of them (comparison of country A's exports to country B with country B's imports from country A). This is a useful method for identifying recurring problem areas which may result from errors in reporting or from methodological differences.

### 6.1.3. WHAT ARE THE MAIN CAUSES OF ERRORS IN REPORTING?

Errors often arise when trying to capture movements of goods or trade activities about which little information is available or which are inherently complex to measure, such as:

- **Goods that by their nature are difficult to classify** — Errors may arise in the product code allocated due to the complexity of the classification. With about 9500 subheadings in the Combined Nomenclature, classifying goods can be a complicated task. When comparing ITGS at the most detailed level, product misclassifications are one of the main causes of asymmetry.
- **Processing trade valuation** — Errors arise when the processing costs are reported rather than the trade value corresponding to the total amount which would be invoiced if the goods were sold or bought.
- **Product with embedded services** — Errors arise when the total amount of the contract (transaction including the supply of goods and services) is reported rather than the value of the goods alone.
- **Repairs versus processing** — Repairs should be excluded from trade in goods statistics but processing should be included. Errors may arise when the distinction between repairs and processing is difficult to make.
- **Quasi transit** — Intrastat declarations may be missing for goods imported from a non-EU country for immediate dispatch to another Member State or goods imported from another Member State for immediate dispatch to a non-EU country.
- **Triangular trade** — trade involving three Member States through sales/purchase contracts but with physical movement of goods between only two of them. A problem arises when the trade is reported according to the sales/purchase contract rather than the physical movement.

### 6.1.4. WHAT IS THE IMPACT OF QUASI-TRANSIT OR THE SO-CALLED 'ROTTERDAM EFFECT'?

The quasi-transit is known to impact mostly the Member States with big ports at the external border to the European Union and in particular the Netherlands. This is why its impact on figures is known as the 'Rotterdam effect'. In case of imports, the goods destined to other EU Member States arriving in Dutch ports are recorded, according to Community rules, as extra-EU imports by the Netherlands (the country where goods are released for free circulation) and as intra-EU exports from the Netherlands to the Member States of actual destination even though there is no link with the economy of the Netherlands.

As a result, trade flows of the EU Member States may be overvalued. At the same time, the trade balance of the concerned Member State is not impacted as the quasi-transit should increase by the same amount as the intra- and extra-EU trade flows (extra-EU imports followed by intra-EU exports to the Member State of actual destination or intra-EU imports from the Member State of actual export followed by extra-EU exports to the non-EU country of actual destination).

The quasi-transit impacts mostly the Member States with sea ports (like the Netherlands and, to a lesser extent, Belgium), but the same effect can also be observed in landlocked countries, like Luxembourg.

In addition, the quasi-transit is known to have a greater impact on imports, although exports are affected as well. In exceptional cases, the customs clearance occurs not in the actual Member State of export but in the Member State of exit, i.e. in the Member State from which the goods are taken out of the EU customs territory.

### 6.1.5. WHAT IS THE IMPACT OF THE INTRASTAT SIMPLIFICATION MEASURES?

The Intrastat legislation completely exempts traders with a low intra-EU trade value from any statistical reporting or allows the collection of simplified information. Member States nevertheless

have to achieve the coverage rate required by the legislation: data must be collected directly from traders for 97 % of the intra-EU exports in value and 93 % of the intra-EU imports (95 % before 2014). The data not collected must be estimated but not at the most detailed level. The EU legislation states that estimates are to be allocated at least by chapter (HS2 codes) and partner Member States.

Member States may also decide not to collect the statistical value of goods. In such cases, the statistical value is to be estimated by the national statistical authority. In general, estimates are based on additional information like the delivery terms or the mode of transport. The information needed may also be collected through trader surveys.

Traders may also be given the possibility to report simplified information for small transactions below EUR 200.

Finally it is allowed not to collect the net mass for goods allocated to CN8 codes with a supplementary unit, like the litre or the number of pieces. The net mass not collected must be estimated by the Member States.

All these measures affect the data accuracy at the most detailed level, but full coverage of trade is still ensured. This amounts to a trade-off between data accuracy and the burden on businesses.

## 6.2. Comparability over space and time and across domains

### 6.2.1. WHY DO ASYMMETRIES ALWAYS EXIST?

Asymmetries occur when the declaration of the importer in country A is not consistent with the declaration of the exporter in country B. Asymmetries come either from errors in reporting or from differences in the concepts and definitions applied by the partner countries. Some of the asymmetries of a methodological nature could disappear thanks to further harmonisation in national practices; others will continue as they are linked to basic principles for compiling ITGS which are unlikely to change (e.g. different valuation principles for import and export).

### 6.2.2. WHAT ARE THE METHODOLOGICAL CAUSES OF ASYMMETRIES?

The most common causes of methodological asymmetries are the following:

- **simplified product reporting** — Where the EU legislation allows simplified codification of goods for certain transactions, some Member States apply the simplifications but others do not;
- **only exports (i.e. deliveries) to be reported** in the case of supplies to ships and aircraft;
- **different approaches for estimating or compiling trade data** for specific goods and movements not covered by customs or statistical declarations, such as gas, electricity, vessels or aircraft;
- **confidentiality** — It is possible that data are considered confidential by only one of the two partners. However, the application of the confidentiality procedures should not impact the results at total trade level;
- **time lag** — The same operation can be recorded under a different reference period because of transport times or processing delays;
- **CIF/FOB valuation** — Imports are valued on a CIF basis and exports on a FOB basis. This causes a systematic asymmetry as the value of the imports should then be higher than the value of the mirror exports;
- **differences in methods and data** used to estimate missing trade;
- different practices in the treatment of revisions;



- currency conversion; and
- **other methodological differences** such as definition of partner country, definition of statistical territory, trade system (special or general).

Users should be aware of these possible causes of asymmetry. The comparison of the selected sources may also be affected by other factors such as how old, how detailed or how up to date the available information is. It is worth noting that Eurostat's database is based on a monthly data flow that allows revisions to be included on a regular basis.

### 6.2.3. WHY IS THE INTRA-EU TRADE BALANCE NOT EQUAL TO ZERO?

Considering that the intra-EU trade data are based on common and largely harmonised rules, one might expect the intra-EU trade balance to be zero or at least close to it. However, it is worth underlining that a perfect match is impossible.

One key factor is the different valuation principle applied to import and export (the CIF/FOB approach), under which the import value should be higher than the mirror export value as it includes extra transport costs. However, the fact that the trading partners within the EU are often neighbouring countries mitigates this risk and a close match could nevertheless be legitimately expected. Another methodological reason preventing the intra-EU trade balance to be zero are deliveries to vessels and aircraft, as in such movements of goods specific legal provisions stipulate that only intra-EU exports are to be reported.

At global level, most methodological reasons for asymmetries disappear. The remaining issues are in data reporting (e.g. missing Intrastat declarations, trade in specific goods like sea-going vessels and aircraft not being properly captured).

### 6.2.4. WHY ARE BREAKS IN TIME SERIES UNAVOIDABLE?

Periodic changes in concepts and definitions are necessary to meet users' needs. When such changes occur, time series are recompiled backwards to the extent possible. Nevertheless, breaks cannot always be avoided.

The continuity of ITGS time series has been affected by the following changes:

**Table 4: Changes affecting comparability over time**

	Type of trade	Event
2020	Intra- and extra-EU	Change in the definition of intra- and extra-EU trade due to the United Kingdom's withdrawal from the European Union on 31 January 2020 <sup>(1)</sup>
2017	Intra- and extra-EU	Combined Nomenclature impacted by the fifth revision of the Harmonised System
2014	Intra-EU	For intra-EU imports, minimum coverage from collected data reduced from 95 % to 93 % of total trade value
2013	Intra- and extra-EU	Change in the definition of intra- and extra-EU trade due to Croatia's EU accession on 1 July 2013
2012	Intra- and extra-EU	Combined Nomenclature impacted by the fourth revision of the Harmonised System
2010	Intra- and extra-EU	Introduction of the concept of change in economic ownership to record trade in vessels and aircraft and determine the partner country allocation for sea products and deliveries to vessels and aircraft (based on the economic ownership of the vessels/aircraft)

	Type of trade	Event
	Intra- and extra-EU	Reporting Member State and partner country for goods delivered to and from offshore installations determined by the exclusive rights of a country to exploit seabed or subsoil of the area (exclusive economic zone) where the offshore installation is established
	Intra-EU	Estimates for non-collected net mass made mandatory
2009	Intra-EU	For intra-EU imports, minimum coverage from collected data reduced from 97 % to 95 % of total trade value
2007	Intra- and extra-EU	Change in the definition of intra- and extra-EU trade due to the EU accession of Bulgaria and Romania on 1 January 2007
	Intra- and extra-EU	Combined Nomenclature impacted by the third revision of the Harmonised System
2006	Extra-EU	Repairs excluded from the scope of extra-EU trade
	Intra-EU	Collection of net mass in Intrastat no longer mandatory if a supplementary quantity is collected
2005	Intra-EU	Repairs excluded from the scope of intra-EU trade
	Intra-EU	Collection of net mass in Intrastat no longer mandatory for a specific list of CN8 codes for which a supplementary quantity is collected
2004	Intra- and extra-EU	Change in the definition of intra- and extra-EU trade due to the EU accession of Cyprus, Czechia, Estonia, Hungary, Latvia, Lithuania, Malta, Poland, Slovakia and Slovenia on 1 May 2004
2002	Intra- and extra-EU	Combined Nomenclature impacted by the second revision of the Harmonised System
1996	Intra- and extra-EU	Combined Nomenclature impacted by the first revision of the Harmonised System

(1) While the United Kingdom's withdrawal from the European Union took place on 31 January 2020, the UK is still part of the internal market until 31 December 2020, date which marks the end of the transition period. During the transition period, data on trade with the UK are still based on statistical concepts applicable to trade between the EU Member States. As a consequence, while imports from any other extra-EU27 trade partner are grouped by country of origin, the UK data reflect country of consignment. In practice this means that the goods imported by the EU27 from the UK were physically transported from the UK but part of these goods could have been of other origin than the UK. For this reason data on trade with the UK are not fully comparable with data on trade with other extra-EU27 trade partners.

### 6.2.5. WHY CAN EUROPEAN DATA DIFFER FROM NATIONAL DATA?

Discrepancies between Eurostat data and national data may exist due to the application of different concepts and definitions. The table below shows the methodological discrepancies by Member State.

When there is no methodological reason for discrepancies, it should nevertheless be kept in mind that data revisions may also alter the comparability of European and national data, at least for a transitional period. According to the EU legislation, revised data should be communicated to Eurostat within one month each time a revision occurs at national level.

**Table 5: Methodological differences between European statistics and national statistics**

	General Trade System <sup>(1)</sup>	Exclusion of quasi transit	Inclusion of repairs	Country of origin	Other <sup>(2)</sup>
Belgium		*			*
Bulgaria					*
Czechia				*	
Denmark	*	*			
Germany				*	*
Estonia					*
Ireland	*		*	*	
Greece					
Spain	*			*	*
France				*	*
Croatia		*			
Italy					
Cyprus	*				
Latvia		*			
Lithuania					
Luxembourg		*	*		
Hungary		*			*
Malta	*	*		*	
Netherlands		*			
Austria		*		*	*
Poland		*		*	
Portugal					
Romania					
Slovenia		*			*
Slovakia		*		*	*
Finland				*	
Sweden					
United Kingdom	*	*	*		*

<sup>(1)</sup> United Kingdom: From May 2016 UK compiles and publishes trade data on a Special Trade basis.

<sup>(2)</sup> The other conceptual differences are the following:

Belgium: Returned goods are excluded from national statistics.

Bulgaria: Extra-EU imports at national level are by country of consignment; goods covered by Single Authorisation for Simplified Procedures (SASP) are included in national statistics.

Germany: Additional statistical procedures are included in national statistics.

Estonia: Extra-EU imports at national level are by country of consignment.

Spain: Ceuta and Melilla are included in national statistics.

France: Goods delivered to sea-going vessels and aircraft are excluded from national statistics.

Hungary: Extra-EU imports at national level are by country of consignment.

Austria: Goods covered by Single Authorisation for Simplified Procedures (SASP) are included in national statistics.

Slovenia: Trade by non-residents which is not connected with activity on the Slovenian market is excluded from national statistics.

Slovakia: Import data are valued on a FOB basis.

United Kingdom: Extra-EU imports at national level are by country of consignment; non-monetary gold is excluded from national statistics until December 2013 as reference month.

Source: National quality and metadata reports transmitted by the countries

### 6.3. Coherence with other statistics <sup>New</sup>

Apart from the ITGS, information on trade flows can be found in national accounts, business statistics and BoP data. These are compiled and produced according to the recommendations (sources and methods) of various international organisations, e.g. Eurostat, International Monetary Fund, United Nations. The table below gives an overall idea of the main differences between these

sources.

**Table 6: Coherence across domains**

	International Trade Statistics	National Accounts	Balance of Payments	Business Statistics
<b>Concepts &amp; Definitions</b>	Community concept and definitions	Aggregation of national statistics based on ESA 2010	Aggregation of national statistics based upon IMF Balance of Payments Manual (Sixth edition) (BPM6). It implies some methodological discrepancies (FOB/FOB, difference of coverage) in comparison to the ITGS concepts. Trade in goods data in BoP statistics are derived from Member States' ITGS. BoP statistics sent to Eurostat are compiled according to the Community concept.	Statistics are based on activity sector.
<b>Statistical unit/ object/ population</b>	ITGS statistics record cross-border movement of goods. Statistical unit concept is not applicable for ITGS.	Not applicable	BoP statistics record cross border transaction with change of economic ownership. Statistical unit concept is not applicable in BoP.	Enterprise, local unit
<b>Classifications (nomenclature)</b>	Combined Nomenclature (CN) for recording products and Geonomenclature for recording of partner countries.	Institutional sectors	BoP classification for BoP items, goods, services and geographical breakdowns	NACE, CPA, Prodcod
<b>Geographical breakdown</b>	Detailed geographical breakdown	Intra-EU, Extra-EU, World	Less detailed geographical breakdown	Less detailed geographical breakdown
<b>Reference period</b>	Monthly	Annual, quarterly	Annual, quarterly, monthly	Annual, quarterly, monthly
<b>Correction methods</b>	National corrections	National corrections	National corrections	National corrections

## 6.4. Why do ITGS differ from trade in goods in BoP and national accounts?

Although most Member States compile the goods account of their balance of payments from their ITGS, adjustments need to be made to meet the different definitions. In practice, these adjustments aim to convert trade in goods statistics to the basis required for National Accounts. This is because, in the manuals relating to national accounts and balance of payments, the flows of goods and services are defined almost identically in terms of coverage. The adjustments address differences in coverage, the treatment of particular operations, the valuation of transactions (conversion of import value from CIF to FOB) and the time of recording of the transactions. In addition, as already mentioned, some Member States make adjustments to deal with the incomplete coverage of their trade statistics.

These adjustments are not discussed further in this guide but are set out in the publication '[Differences between Balance of Payments and Foreign Trade Statistics](#)'. In order to avoid any

confusion, it is of utmost importance to make a clear distinction between the two methods of calculation. Users should keep in mind that ITGS provide the most suitable dataset for measuring the physical flows of goods.

## 6.5. Where can I find more information on the quality of European ITGS?

It should be underlined that 'quality' does not only cover the accuracy and comparability of the statistics but also their relevance, timeliness, punctuality, clarity, accessibility and coherence. The different quality dimensions are covered exhaustively by the [Quality Report on European statistics on international trade in goods](#). The main purpose of this report is to provide users with information on the different factors affecting statistics so that they can assess the data quality for themselves.

# 7

## Data publication

### 7.1. How is the data dissemination organised? <sup>New</sup>

The EU Member States transmit new data files to Eurostat on a monthly basis. These data files cover at least the data relating to the new reference month but also, most of the time, revisions for previous months. Globally Eurostat receives around 5 500 monthly datasets from the Member States a year.

Once validated, the data are uploaded into Comext, Eurostat's reference database for international trade in goods. The latest data uploads in the Comext database can be tracked in [a dedicated table](#).

Once a month the data uploads into Comext are interrupted for a few days to prepare the monthly press release and the update of the public datasets in Easy Comext and in the bulk download facility. Once the news release is published (at 11:00 o'clock sharp) all the updated public datasets are made available.

The data release calendar, which is in line with the news release calendar, is available [here](#).

**It is important to bear in mind that all the datasets are perfectly consistent as they are derived from one single data source.**

### 7.2. What classifications are used? <sup>More</sup>

#### 7.2.1. THE COMBINED NOMENCLATURE AS PRIMARY PRODUCT CLASSIFICATION

The main classification for the European ITGS is the **Combined Nomenclature (CN)**. This is the primary nomenclature as it is the one used by the EU Member States to collect detailed data on their trading of goods.

The CN is based on the Harmonised Commodity Description and Coding System classification managed by the World Customs Organisation (WCO). The Harmonised System (HS) is an international classification at two, four and six-digit level which classifies goods according to their nature. It was introduced in 1988 and, since then, was revised five times: in 1996, 2002, 2007, 2012 and 2017. It is usually revised every five years.

The CN corresponds to the HS plus a further breakdown at eight-digit level defined to meet EU needs. It includes around 9 500 eight-digit codes and is subject to annual revisions that ensure it is kept up to date in the light of changes in technology or patterns of international trade in goods.

#### What's in the CN nomenclature?

The Combined Nomenclature includes:

- preliminary provisions (general rules for classification, rules related to duties or to nomenclatures, etc.);
- descriptions of the goods;
- additional section/chapter notes and footnotes relating to CN subdivisions;
- conventional duty rates – the EU tariff commitments in the WTO, and some EU autonomous duties;
- supplementary units; and
- a set of tariff-related annexes (agriculture, chemistry, etc.) and a special coding system (Chapters 98 and 99).

**In Eurostat's dissemination, the CN is extended with some alphanumeric codes (see Annex 4)** that cover confidential or estimated trade as well as trade for which a breakdown at 8-digit level is not possible because of simplification measures.

### Latest version

Every year, **Annex I** to the basic CN Regulation ([Council Regulation \(EEC\) No 2658/87](#) on the tariff and statistical nomenclature and on the Common Customs Tariff) is updated and **published as a stand-alone regulation** in the EU's Official Journal. Such updates take into account any changes that have been agreed at international level, either at the [World Customs Organization](#) (WCO) with regard to the Harmonized System (HS) nomenclature or within the framework of the World Trade Organization (WTO) with regard to conventional duty rates. Other changes may be required to reflect the evolution of, for example, commercial policy, technological or statistical requirements.

### Interpreting the nomenclature

Eurostat maintains the library of explanatory notes presenting the scope of the various tariff headings. They are not legally binding. They are established by [Council Regulation \(EEC\) No 2658/87 on the tariff and statistical nomenclature and on the Common Customs Tariff](#).

The CN codes refer to the CN version in force at the time of publication of the classification decision or explanatory note. As CN is revised annually some codes may have changed since they were originally published. In these cases users are referred to document 'Update of codes (synoptic table of CN changes from one year to the other since 1988)' or to the annual correspondence tables maintained by Eurostat.

These additional resources can be found under 'further files and information' in Eurostat's metadata server [RAMON](#).

## 7.2.2. OTHER PRODUCT CLASSIFICATIONS

Eurostat manages correspondence tables enabling the transposition of detailed data collected according to the Combined Nomenclature into other classifications like the Standard International Trade Classification (SITC), the Classification of Products by Activity (CPA), the Broad Economic Activities (BEC) or the Standard goods classification for transport statistics (NST/R). All classifications and correspondence tables are available on Eurostat's metadata server [RAMON](#). The most important ones can also be found in the 'Relations' section, in [Easy Comext](#).

<b>Standard International Trade Classification (SITC), Revision 4</b>	This classification is used to provide aggregated data (short-term and long-term indicators). The SITC (managed by the United Nations) is correlated with the subheadings of the Harmonised System. Aggregated data on trade are often presented in the one-and two-digit categories of the SITC. An example of a one-digit category (section) is 'chemical products' and of a two-digit category (division) 'medicinal and pharmaceutical products'. The SITC Rev. 4 was endorsed by the United Nations Statistical Commission at its thirty-seventh session (March 2006). It comprises 2 970 basic headings (items) which are amalgamated into 1 023 subgroups, 262 groups, 67 divisions and 9 sections.
<b>Broad Economic Categories (BEC)</b>	This classification is used to provide aggregated data (short-term indicators). The BEC (like the SITC, managed by the United Nations) allows for the conversion of international trade data based on the SITC into end-use categories. The BEC comprises 19 basic categories that can be aggregated to approximate the three basic classes of goods (capital, intermediate and consumption goods). This enables trade statistics to be considered jointly with other sets of general economic statistics — such as national accounts and industrial statistics — for national, regional or global economic analysis.
<b>Classification of Products by Activity (CPA)</b>	The CPA is a European version of the United Nations' Central Product Classification (CPC), but arranged so that each product heading is assignable to a single heading of the European activity classification (NACE). The CPA enables trade statistics to be considered jointly with other sets of general economic statistics — such as national accounts, employment statistics and industrial statistics — for productivity analysis, links with input-output tables and the impact of trade on employment.
<b>Nimexe</b>	Before the introduction of the Combined Nomenclature in 1988, ITGS were based on a product classification called Nimexe. This is no longer used but users may come across some historic series using this classification.
<b>Standard goods classification for transport statistics (NST/R)</b>	The ' <i>Nomenclature uniforme des marchandises pour les Statistiques de Transport/ révisée</i> ' is used to publish detailed trade in goods data by mode of transport. This classification comprises 3 levels: level 1: 10 chapters identified by one-digit numerical codes (0 to 9), level 2: 52 groups identified by two-digit numerical codes and level 3: 176 headings identified by three-digit numerical codes.
<b>Other classifications</b>	Other classifications are often mapped to the CN to produce data from a given economic perspective (e.g. high tech products).

### More on the Classification of Products by Activity (CPA)

The CPA consists of a hierarchical structure (as established in the CPA Regulation), introductory guidelines and explanatory notes. The structure of the CPA is described in the CPA Regulation as follows:

- (a) a first level, comprising headings identified by an alphabetical code (21 sections);
- (b) a second level, comprising headings identified by a two-digit numerical code (88 divisions);
- (c) a third level, comprising headings identified by a three-digit numerical code (261 groups);
- (d) a fourth level, comprising headings identified by a four-digit numerical code (575 classes);
- (e) a fifth level, comprising headings identified by a five-digit numerical code (1 342 categories); and



(f) a sixth level, comprising headings identified by a six-digit numerical code (3 142 subcategories).

In November 2012, an update of the Classification of Products by Activity (CPA) was launched. The Regulation establishing CPA version 2.1 was adopted in October 2014, entering into force on 1 January 2015. While some sections of the CPA have been aligned to the UN Central Product Classification and its new version 2.1 (commonly referred to as the CPC Ver.2.1) and the explanatory notes have been reviewed, the overall characteristics of the CPA remain unchanged.

The CPA has been aligned to updated concepts, such as the updated Frascati manual, resulting in a new structure of division 72 (Scientific research and development services). Services rendered to households have been introduced in parts of the CPA. Appropriate detail of the Classification of Types of Constructions (commonly referred to as the CC) has been integrated into division 41 (Buildings and building construction works). Detail has also been added to various sections of the updated CPC Ver.2.1.

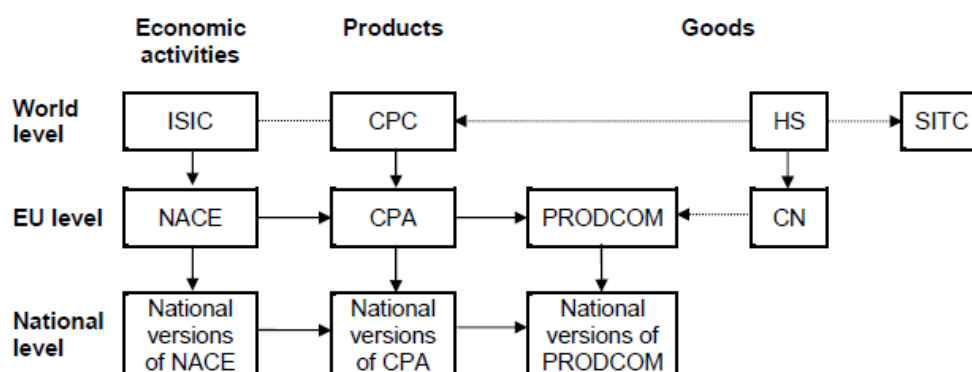
Simultaneously, the structure of the classification down to four digit level has not been changed, in order to maintain consistency with the structure of the activity classification, NACE Rev. 2.

The detail has increased, from 3 142 to 3 218 subcategories. The increase in detail primarily affected the lower level of the classification.

Since CPA version 2.1 is more detailed than CPA 2008, but the coding system remains the same, identical codes can be used in both versions of CPA but with different content, i.e. corresponding to different sections, divisions, groups, classes, categories and subcategories.

### Relationships between the various classifications

The following diagram illustrates how various international, European and national classifications relevant to trade statistics relate to each other. Each arrow indicates a relationship between a reference classification and a classification derived from it. Solid arrows show classifications linked by structure. Dotted arrows and lines show classifications linked through conversion tables.



Where:

**ISIC:** United Nations' International Standard Industrial Classification of all Economic Activities

**NACE:** Statistical classification of economic activities in the EU

**CPC:** United Nations' Central Product Classification

**CPA:** European Classification of Products by Activity

**HS:** Harmonised Commodity Description and Coding System, managed by the World Customs Organisation

**CN:** Combined Nomenclature, the European classification of goods used for trade in goods statistics

**SITC:** United Nations' Standard International Trade Classification, an international classification of goods used for trade in goods statistics

**PRODCOM:** Classification of goods used for statistics on industrial production in the EU

Source: [CPA 2008 introductory guidelines](#)

### 7.2.3. THE GEONOMENCLATURE AS COUNTRY CLASSIFICATION

The 'Nomenclature of countries and territories for the external trade statistics of the Community and statistics of trade between Member States', known as the 'Geonomenclature', is used to collect and

disseminate trade in goods data. It is the only country nomenclature used in Eurostat publications to identify both the reporting country and the partner country.

The Geonomenclature is managed by Eurostat. It is subject to periodic revision to take account of geopolitical changes. Every country — EU Member States and non-EU countries combined — is identified on the basis of two-letter alphabetical codes. Note that the relationship with the 3-digit numerical codes previously applied continues to be maintained for reasons of consistency.

Eurostat has also defined geographical zones (e.g. North America, the Near and Middle East, Oceania and the Polar regions) covering the whole world without overlaps. Countries can also be grouped by common economic features (e.g. EU, euro area, EFTA countries). The evolution of this nomenclature takes into account the tariff policy needs of the European Union. Consequently it may differ from other international geographical classifications.

The GEONOM implementing act on the *nomenclature of countries and territories for the European statistics on international trade in goods and on the geographical breakdown for other business statistics* was published in the Official Journal of the EU on 13 October 2020 as Commission Implementing Regulation (EU) 2020/1470. The GEONOM implementing act will enter into force on 1 January 2021.

#### 7.2.4. THE NACE AS CLASSIFICATION BY ACTIVITY

The Statistical Classification of Economic Activities, commonly referred to as NACE, is the classification by activities used in the EU. It is used to produce data by enterprise characteristics (e.g. by size in terms of number of employees or by level of concentration).

The NACE was introduced in 1993. It is derived from the United Nations' International Standard Industrial Classification of all Economic Activities (ISIC) but is more detailed. NACE Revision 2 (referred to as 'NACE Rev. 2') has been in force since 2008 for most statistical domains.

The NACE is correlated with the CPA: each CPA product — whether transportable or non-transportable goods or services — is assigned to one single NACE activity. This linkage to NACE activities gives the CPA a structure parallel to that of the NACE at all levels. It allows trade in goods data to be presented by activity sector. However, results of transformations from product to activity classification should be interpreted with caution given that any business belonging to a given NACE code can produce goods belonging to another CPA code (for example, a hotel that provides restaurant services). The [trade by enterprise characteristics \(TEC\)](#) datasets show the results of combining NACE- and CN-based data.

### 7.3. What is the difference between 'aggregated' and 'detailed' published data?

The difference mainly lies in the nomenclature used to classify the traded goods and in the level of detail. Moreover, aggregated data include special compilations of data like indices and seasonally adjusted data.

**Aggregated data** refer to macroeconomic indicators for the EU and euro area. Data are aggregated by broad product categories, both monthly (**short-term indicators**) and annually (**long-term indicators**). Broad product categories are defined as one-digit codes of the Standard International Trade Classification (SITC) or aggregates (CAP: capital goods, INT: intermediate goods, CNS: consumption goods and CTR: consumption goods plus motor spirit and passenger motor cars) of the Broad Economic Categories (BEC).

**Detailed data** refer to the most detailed level of the following product nomenclatures: the Combined Nomenclature (CN), the SITC, the BEC, the Classification of Products by Activity (CPA) and the Standard Goods Classification for Transport Statistics/Revised (NST/R). Detailed data also contain aggregations at higher levels.

## 7.4. Which indicators are available for aggregated data?

### 7.4.1. AGGREGATED DATA — SHORT-TERM INDICATORS

- Short-term indicators**
- gross and seasonally adjusted value (in million euro) for exports, imports and trade balances;
  - growth rates for exports and imports based on gross and seasonally adjusted values;
  - unit-value indices;
  - gross and seasonally adjusted volume indices;
  - ratio of export and import indices; and
  - growth rates for gross and seasonally adjusted indices.

### 7.4.2. AGGREGATED DATA — LONG-TERM INDICATORS

Data available in the long-term indicators datasets are of interest for users needing annual data for the European Union, the euro area or the individual Member States.

- Long-term indicators**
- trade value (in billion euro);
  - shares by reporting country or by main trading partners;
  - unit-value indices;
  - volume indices; and
  - shares by invoicing currency.

## 7.5. Which indicators are available for detailed data?

The following indicators are available for imports and exports:

- trade value (in euros);
- net mass (in kilograms); and
- trade quantity in supplementary units like, for example, litres or square metres. The supplementary quantity is only available for certain goods defined in the Combined Nomenclature and only at CN8 level.

For more details, see item [4.11. What are the measurement units?](#)

## 7.6. What are the basic statistical fields? <sup>More</sup>

Eurostat publishes ITGS in different datasets. The frequency at which the data are compiled (data periodicity) and the product nomenclature differ, depending on the dataset, but the following statistical fields are always available:

- reporting country: country or geo-economic area, such as EU-27 or euro area;
- partner country: EU Member State, non-EU country or geo-economic area;
- reference period: month or year;
- trade flow: import or export;

- product according to the relevant classification.

For more details, please refer to item [4.10 What information is recorded for each transaction?](#)

## 7.7. What additional statistical information is available?

### 7.7.1. STATISTICAL PROCEDURE <sup>MORE</sup>

#### Definition

In extra-EU trade, goods may be transferred from a Member State to a non-EU country, or the other way round, under customs control, and then return to the country of departure. EU legislation requires these movements to be classified under specific statistical procedures derived from customs procedures. For instance, this breakdown allows users to distinguish, for a given imported product, the share of the import which is transformed and re-exported and the share which is imported definitively.

**Table 7:** Conceptual overview of the relation between statistical and customs procedures

Statistical procedure	Customs procedures and formalities
1 — normal imports or exports	release for free circulation end-use export
2 — imports or exports covered by the customs inward processing procedure	inward processing re-exportation of processed goods
3 — imports or exports covered by the customs outward processing procedure	outward processing re-importation of processed goods
9 — imports or exports not recorded from customs declarations	Not applicable

Prior to any analysis and interpretation, it should be noted that the application of a procedure is independent of the nature of the transaction concerned (purchase/sale, processing under contract, etc.). In particular, some of the goods traded for processing, in the more general economic sense of the term, are included under normal imports and exports.

#### List of statistical procedures

- **Code 1 — normal imports and exports** are mainly goods exported definitively, or released into free circulation, either directly or via a customs warehouse.
- **Code 2 — The inward processing procedure** makes it possible to import goods temporarily so that they can be processed (transformed) and then to export the resulting products, while benefiting from an exemption from duties, levies or checks which would be carried out under the trade policy normally applicable to imported goods. Data are available separately on (i) imports for inward processing and (ii) exports after inward processing. Note that code 2 has replaced codes 5 'Inward processing (suspension)' and 6 'Inward processing (drawback)' from January 2010 as reference period.
- **Code 3 — The outward processing procedure** makes it possible to export goods temporarily for processing and to import the resulting products with a full or partial exemption from duties and levies. Data are available separately on (i) imports after outward processing and (ii) exports for outward processing.

- **Code 9 — The ‘not recorded from customs declaration’ procedure** relates solely to **imports or exports** for which the customs declaration is not the data source. It is especially relevant under the ‘specific movements’ provisions, for example on sea-going vessels and aircraft, where the flows relate to the change of economic owner (and not the physical movement as is generally the case) and the data are therefore obtained from data sources other than customs declarations.

## Tip for Comext users

Codes 5 ‘Inward processing (suspension)’ and 6 ‘Inward processing (drawback)’ were closed in December 2009 to be replaced by code 2 ‘inward processing’. Code 7 ‘Economic processing arrangements for textiles’ was also closed in December 2009.

Users interested in getting total trade values whatever the reference period should aggregate all statistical procedure codes from 1 to 9 (including so codes 5, 6 and 7). There will be no double counting as there is no code overlapping.

### More on inward and outward processing? <sup>New</sup>

In trade with non-EU countries the processing activities may be identified through the inward or the outward processing customs procedure.

- **Inward processing** is a customs procedure that allows imported raw materials or semi-manufactured goods to be processed for re-export within the EU, without a requirement that the (EU) manufacturers have to pay customs duty and VAT on the goods being used.
- **Outward processing** is a customs procedure allowing the export of Union goods for processing abroad and the re-import of the processed products under total or partial duty relief.

If goods move across countries’ borders in connection with processing transactions, they are in the scope of ITGS (both intra-EU and extra-EU trade statistics). This holds for both the raw materials and the semi-finished products sent out to be processed and the processed goods returning after processing if they are part of processing even if there is no change of ownership.

As it is not possible to establish from customs procedures whether a change of ownership of the goods to the processor took place, this information is provided by the Nature of transaction (NoT) coding (see Annex 2).

In general, processing covers activities with the aim to obtain a new or really improved commodity. A processing activity is not inherently connected with a reclassification of the goods within the Combined Nomenclature. However, if the commodity code changes, the operation should be recorded as processing.

The following operations are frequently considered to be processing activities. Note that the list is not exhaustive, as countries might treat some other operations as processing as well:

- Manufacturing/assembly of goods (e.g., semiconductors);
- Oil refining, gold refining, etc.;
- Conservation (e.g., by the addition of preservatives);
- Treatment (e.g., against parasites or rust);
- Mixing goods of different qualities to produce goods of a new quality;
- Labelling of goods, providing the labels are part of a sale transaction; if not, labelling is a service;
- Bottling of liquid (e.g., wine from barrels);
- Canning of goods (e.g., tinned food);
- Making up of textiles into products (e.g., clothing, handbags, curtains);
- Dilution or concentration of liquids (e.g., orange juice);
- Uranium enrichment.

## 7.7.2. MODE OF TRANSPORT

Trade data by mode of transport are very important for many purposes, including formulation of transportation policy, monitoring of international transport routes and assessment of the impact of trade on the environment.

### Definitions

- For extra-EU trade, the mode of transport corresponds to the active means of transport (e.g. road, rail, sea) by which, on export, the goods are presumed to have left the statistical territory of the European Union and, on import, the goods are presumed to have entered the statistical territory of the European Union.
- For intra-EU trade, the mode of transport corresponds to the active means of transport by which on export, the goods leave the national statistical territory of the exporting Member State and, on import, the goods enter the national statistical territory of the importing Member State.

### The following codes are used for the data on the mode of transport:

- Code 1 = Sea transport
- Code 2 = Rail transport
- Code 3 = Road transport
- Code 4 = Air transport
- Code 5 = Postal consignment
- Code 7 = Fixed transport installations
- Code 8 = Inland waterway transport
- Code 9 = Own propulsion

NB: Code 0 is indicated when the mode of transport is unknown or not applicable.

**More on code 5 ‘Postal consignment’** — Code 5 is reported in cases where the means of transport is unknown and goods are transferred by a postal service, i.e. postal operators authorised by a Member State to provide services governed by the Universal Postal Union Convention. Goods transported by private courier services are also included into this category in cases where the active means of transport is unknown.

**More on code 7 ‘Fixed transport installations’** — Code 7 applies to installations for continuous transport such as pipelines or electric power lines.

**More on code 9 ‘Own propulsion’** — Code 9 applies to means of transport (mainly aircraft and ships) which are themselves the subject of the trade transaction and cross the border under their own propulsion. In cases where these means of transport are carried on other means of transport (e.g. lorries, vessels, trains), the code corresponding to the other means of transport is reported.

### Data availability

- For extra-EU trade, data by mode of transport are available from January 1999 according to the ‘Standard goods classification for transport statistics (NST/R)’ and from January 2000 according to the Harmonised System (HS6, HS4 and HS2 codes). Note that data relating to the EU aggregate correspond to the aggregation of the extra-EU trade values (in euros) and quantities (in tonnes and 100 kg) as reported by the EU Member States.
- For intra-EU trade, data by mode of transport are available from January 2010 according to the ‘Standard goods classification for transport statistics (NST/R)’, but only for the following reporting Member States: Belgium, Bulgaria, Cyprus, Czechia, Germany, Estonia, Spain, Finland, Greece, Hungary, Ireland, Italy, Latvia, Lithuania, Luxembourg, Malta, Poland, Portugal, Romania and Slovakia.

### 7.7.3. ELIGIBILITY AND TARIFF REGIMES <sup>MORE</sup>

Imports by tariff regime are of particular interest to users monitoring trade policies and looking for information on the share of duty-free imports and/or preferential imports into the EU. Tariff preferences are applied to extra-EU imports with, in particular, a distinction made between the most favoured nation (MFN) tariffs and preferential ones.

Goods can be imported into the EU under different trade regimes depending on the product and the country of origin. The main trade regime is the MFN which applies, in principle, to all countries. But there are other regimes that provide a specific country or group of countries with a preferential tariff for all or part of their products. The best known is the [Generalised System of Preferences for developing countries](#) but there are also other [bilateral or multilateral agreements](#).

#### What is the Generalised Scheme of Preferences?

The EU's current [Generalised System of Preferences \(GSP\) Regulation \(EU\) 978/2012](#) has applied since 1 January 2014. The three arrangements of the scheme — the **general GSP scheme**, the "**GSP+**" **incentive scheme**, and the "[Everything but Arms](#)" scheme (EBA) — are reinforced by re-adjusting the preferences and ensuring a higher impact.

The conditions to apply for the [special incentive arrangement for sustainable development and good governance, GSP+](#), are defined in Regulation (EU) No 978/2012 and Commission Delegated Regulation (EU) No 155/2013.

It is important to note that there are basic differences in the GSP schemes offered by different donor countries. Goods complying with the conditions of the USA GSP rules of origin, for example, do not necessarily comply with the EU GSP [rules of origin](#).

To provide information on the share of duty-free and/or preferential imports into the EU from a theoretical and practical perspective, data are presented under two classifications: the **Eligibility** and **Tariff regime**. The cross-tabulation of these classifications provides data from both perspectives, showing which regime the goods could be imported under (MFN or preferential) and which regime/duty they were actually imported under (zero, non-zero). It could be the case that EU importers do not ask for benefitting from preferences because they are not informed or they do not dispose of the certificate of origin or, considering the small value of the import, they prefer to pay the normal rate — no preference or MFN rate — instead of producing administrative documents.

**Eligibility** The eligibility reflects the tariff status as indicated in the TARIC database on the first day of each month. NB: Changes occurring during the course of the month are not taken into account.

Eligibility codes in the Comext database are the following:

- E1 = ONLY MFN (MFN rate equal to zero or no preference)
- E2 = ONLY GSP (GSP rate equal to zero or no preference)
- E3 = ONLY PREFERENCES
- E5 = GSP and PREFERENCES
- EZ = UNKNOWN

**Tariff regime or Use** The tariff regime (or use) reflects the preference as reported in data transmitted by the Member States to Eurostat (source: customs declarations, box 36 of the Single Administrative Document) combined with the duty rate and possibly adjusted.

Tariff regime codes in the Comext database are the following:

- U10 = MFN ZERO
- U11 = MFN NON-ZERO
- U20 = GSP ZERO
- U21 = GSP NON-ZERO
- U30 = PREFERENCE ZERO
- U31 = PREFERENCE NON ZERO
- UZZ = UNKNOWN

The tariff regime is adjusted in order to correct any inconsistencies like, for instance, a request of GSP tariff rate for imports from USA. The following adjustments apply:

- When the product is eligible for 'MFN zero' rate, 'GSP zero' and 'Preference zero' are converted into the tariff regime 'MFN zero';
- When the combination of eligibility and reported preference is most likely to be wrong, the tariff regime becomes 'Unknown';

### Tip for Comext users

- In the Comext database, the tariff regime is made available under the dimension 'IMPORT\_REGIME'.
- In the bulk download facility the information can be found in the 'Preferences' dataset.

#### 7.7.4. TRADE BY ENTERPRISE CHARACTERISTICS (TEC) <sup>REV</sup>

TEC data combine ITGS with the characteristics of businesses actively engaged in importing and exporting such as size, sector of economic activity or level of concentration. This allows for deeper analysis of the impact of trade on employment, production and value added, essential in a globalised world where economies are increasingly interconnected.

The reporting of ITGS by enterprise characteristics requires Member States to produce a dataset independent of their monthly trade statistics. This requirement was included in the revised Intrastat and Extrastat Regulations that came into force from the reference years 2009 and 2010 respectively. Statistics on trade by enterprise characteristics are compiled once a year by linking intra- and extra-EU trade micro-data with [business register](#) data.

##### Available datasets

**1. Trade by activity sector and enterprise size class** — Trade by activity sector and employment size class shows the contributions of economic activities and size classes (measured in terms of number of employees) to total trade. This allows the impact of international trade on employment to be analysed and the importance of small and medium-size enterprises (SMEs) to be estimated.

**2. Concentration of trade by activity** — International trade being typically dominated by a few businesses, this indicator shows the share of the total trade accounted for by the top 5, 10, 20, etc. companies.



**3. Trade by partner country and activity** — Trade by partner country shows how many companies were trading with certain partner countries or country zones, and the value they accounted for. This indicator enables the most typical export or import markets to be identified.

**4. Trade by number of partner countries and activity** — Trade by number of partner countries shows how geographically diversified the export markets are. For imports, it shows the number of countries from which goods are imported.

**5. Trade by commodity and activity** — Trade by commodity and activity sector allocates the trade of each commodity to the activity of the trading enterprise. This indicator shows which sectors were involved in the trading of each product group.

**6. Trade by type of trader** — This indicator provides information on how traders are involved in international trade. It shows the number of companies trading within only one flow or in both flows and the trade value these companies account for.

**7. Trade by type of ownership** — The type of ownership is referring to the concept of control and to affiliation of an enterprise. It indicates whether an enterprise is domestically or foreign controlled and, if domestically controlled, whether it has affiliates abroad or not. This indicator can be used to analyse the impact of globalisation on international trade and to estimate the importance of multinational companies for trade.

**8. Trade by export intensity** — Export intensity categorises enterprises according to the importance of foreign markets in their sales. It refers to the share of exports in total turnover.

**9. Trade by activity sector** — In comparison with trade by activity and enterprise size class (first dataset), this indicator provides more details on the activity sector (2- or 3-digit level) but does not contain information about the enterprise size.

**10. Trade by partner country and size class** — This indicator aims to give insights into the internationalisation of small- and medium sized enterprises. It complements indicator 3 on trade by partner country and activity by applying the same detailed breakdown of partner countries but categorising enterprises by size class instead of activity sector.

### Reporting countries

Data are available for all the EU Member States as well as for the following non-EU countries:

- United Kingdom;
- All EFTA countries except Liechtenstein for which a derogation applies: Iceland, Norway and Switzerland; and
- Some enlargement countries: Bosnia and Herzegovina, Serbia and Turkey.

Note that only datasets 1 to 6 are provided by all the reporting countries. The country coverage is partial in datasets 7 to 10 as the information is provided on a voluntary basis.

### Timeliness

Annual data by enterprise characteristics shall be provided by the reporting countries to Eurostat no later than 18 months after the end of the reference year. This means that data relating to reference year Y (e.g. 2018) shall be provided by 30 June Y+2 (e.g. June 2020). The transmitted data are disseminated by Eurostat with a time lag of a couple of months.

### Reference periods

The first reference year for which statistics by enterprise characteristics are available is 2012.

### Classifications

- **Classification of economic activities** – Economic activities are classified according to the 'statistical classification of economic activities' (NACE Rev. 2). NACE Rev. 2 is based on the fourth revision of the United Nations' International Standard Industrial Classification of All

Economic Activities (ISIC Rev. 4). Within the international trade in goods statistics, the NACE classification refers to the economic activity of enterprises that are active in international trade in goods.

- **Product classification** – As the TEC domain aims to categorise trade flows according to economic activities, product classifications which are based on the industrial origin of the goods are more suitable for analysis than classifications based on material of goods. For this reason, the Classification of Products by Activity (CPA) is used as the product classification in TEC. CPA is a European version of the United Nations' Central Product Classification (CPC), but arranged so that each product heading is assignable to a single heading of the European activity classification, the NACE Rev. 2. CPA version 2008 is used for TEC data relating to the reference years 2012-2015. CPA version 2.1 is used since 2016 as reference year.
- **Country classification** – The reporting and partner countries are classified according to the Nomenclature of countries and territories for the ITGS, known as the 'Geonomenclature'. An alpha-2 coding applies, which means that each country is identified with a two-letter alphabetical code. See the publication '[Geonomenclature applicable to European statistics on international trade in goods](#)' for more information. Exceptions: code CN\_X\_HK instead of CN for China (except Hong Kong); code UK instead of GB for United Kingdom; code EL instead of GR for Greece.

All classifications and correspondence tables are available on Eurostat's metadata server RAMON.

#### Where to find more information on TEC data

All reference documents and relevant information on TEC data can be found on the '[Focus on enterprise characteristics \(TEC\)](#)' page of the 'International trade in goods' section on Eurostat's website. In particular, the **Compilers guide on ITGS by enterprise characteristics** provides the necessary definitions, instructions and methodological guidance for the regular compilation of TEC statistics.

### 7.7.5. INVOICING CURRENCY

The invoicing currency is the currency in which the commercial invoice is drawn up. Data by invoicing currency can be used for instance to explore the use of the euro in the EU's international trade, to compare it with the role of the United States dollar (USD) or to analyse the role of the euro in the euro area and in the EU. These statistics are very useful to central banks, including the European Central Bank, for comparing the euro with other major international currencies. These data are also used by financial market segments or foreign investors.

The data source is the information recorded from customs declarations according to Article 4(1) of Regulation (EC) No 471/2009. If the invoicing currency for exports is not available on the customs declaration and in order to obtain statistics with accurate results, the Member States shall carry out a survey on exports broken down by invoicing currency.

Data are available

- by three product groups: Raw materials without oil (SITC sections 0-4, excluding division 33), Oil (SITC division 33) and Manufactured products (SITC sections 5-8);
- and by four currencies: euro, national currencies of EU Member States not belonging to the euro area, US dollar and 'other' (i.e. aggregated group of currencies of all non-EU countries except the United States).

Shares by invoicing currency are calculated, within each product group, on the total flow (extra-EU trade for the Member States and total trade for EFTA and enlargement countries).

These statistics are compiled by the Member States and supplied to Eurostat every year as follows: on a mandatory basis in even reference years and on a voluntary basis in odd reference years.

The first reference year for which statistics by invoicing currency are available is 2010.

Note that data by invoicing currency are made available under 'long-term indicators', under this [link](#).

## 7.8. When are data updated?

- **Short-term indicators** are updated monthly, on the date of the news release (about 46 days after the end of the reference month). The first release of short-term indicators is announced in advance in the [Release Calendar for Euro Indicators](#).
- **Long-term indicators** are updated generally twice a year — once when complete results are available for the last reference year (usually in March of the following year) and once when the annual data become more stable (towards the end of the following year).
- **Statistics by statistical procedure and mode of transport** are updated every month, on the date of the news release. The **Easy Comext update calendar** can be consulted on the Eurostat website, on the page '[Focus on Comext](#)'. The Comext database contains a separate dataset which is updated daily, giving users immediate access to the most recently revised data.
- **Statistics by tariff regime** are updated twice a year (usually in April and September). They include monthly data for the latest half-year.
- **Statistics by other partner** (country of origin vs country of consignment) are updated once a year. They include annual data for the latest year.
- **Statistics by enterprise characteristics** are updated once a year (usually in October, 18 months after the reference year). Historical data are exceptionally revised.
- **Statistics by invoicing currency** are updated every two years (usually in April) with a new reference year. Historical data are exceptionally revised.

## 7.9. Does Eurostat publish ITGS only for EU Member States? <sup>Rev</sup>

**No** – Eurostat's mission is to be the leading provider of high quality statistics on Europe. Nevertheless, thanks to specific agreements, Eurostat also publishes trade in goods data for the non-EU countries listed below:

<b>EFTA countries</b>	Aggregated and detailed data are published monthly for Iceland, Liechtenstein, Norway and Switzerland.  Macro series are available from 1995 (Liechtenstein from 2008). Detailed data by SITC are available from 1995 and by HS from 2003 (except for Liechtenstein, from 2009).
<b>Enlargement countries</b> (candidate and potential candidate countries)	Aggregated and detailed data are published monthly for Albania, North Macedonia, Montenegro, Serbia, Turkey, as well as for Bosnia and Herzegovina, and Kosovo (under United Nations Council Security Resolution 1244/99).  Macro series (raw data and growth rates) are available from 1999 (TR), 2002 (AL, MK), 2004 (XK), 2005 (ME, XS) and 2008 (BA) respectively.  Detailed data by CN are available from 2002 (AL, MK, TR), 2004 (XK) and 2005 (ME, XS, BA)

<b>Mediterranean countries</b>	<p>Detailed data are published for Algeria, Egypt, Israel, Jordan, Morocco, the Occupied Palestinian Territory, Syria and Tunisia. Data are published monthly, except for those on the Occupied Palestinian Territory which are published annually.</p> <p>The available reference periods are variable, the earliest starting in 2000.</p>
<b>United Kingdom</b>	<p>Since February 2020 (reference month) separate datasets are available for reporter UK</p>

# 8

## Data access

Eurostat is responsible for publishing ITGS for the European Union and the euro area to meet the needs of a wide spectrum of users. These range from businesses, media, universities and private individuals to other departments of the European Commission, other European institutions, national authorities and the European Central Bank.

All data, metadata and electronic publications are accessible free of charge via the Eurostat website.

### 8.1. How can I access data online?

The Eurostat website is the only place where the European ITGS are published. The data are accessible via different paths, the main one being the 'Data' page of the 'International trade in goods' dedicated section.

The screenshot shows the Eurostat website navigation menu with options: News, Data, Publications, About Eurostat, and Help. Below the menu is a breadcrumb trail: European Commission > Eurostat > International trade in goods > Data. The main content area is titled 'INTERNATIONAL TRADE IN GOODS' and 'DATA'. The left sidebar contains a navigation menu with the following items: Overview, DATA (highlighted with a triangle), Main tables, Database, Focus on Comext, Focus on enterprise characteristics (TEC), FAQ, Visualisations, Publications, Methodology (with a triangle), EU and national metadata, Manuals and guidelines, Quality monitoring, Classifications, Legislation, and Links. The main content area contains the following text:

The ITGS '**Main tables**' are predefined tables focusing on annual (long-term) and monthly (short-term) indicators. They are refreshed automatically when data are loaded into the databases. Data are available only for a limited range of products (e.g. SITC aggregates).

The '**Database**' entry point offers users a more advanced tool for selecting and extracting data, with the possibility of creating tailor-made tables and to customise the navigation tree to display newly added datasets, latest updates or the most recently visited datasets. All trade in goods data can be accessed through 'Database', i.e. not only the detailed data but also all short and long-term indicators.

Accessible through the 'Database' entry point but also through direct links, **Comext** deserves a special focus as Eurostat's reference database for detailed statistics on international trade in goods.

A special focus is also given to **ITGS by enterprise characteristics** as bringing new perspectives on international trade in goods.

#### Information available in all datasets

International trade in goods statistics are published via different datasets. The frequency at which the data are compiled (data periodicity) and the product nomenclature differ depending on the dataset, but the following statistical fields are always available:

- reporting country: country or geo-economic area such as EU or the euro area;
- reference period: month or year;
- trade flows: import and export;
- product according to the relevant classification; and
- partner country: EU Member State, non-EU country or geo-economic area.

#### Indicators available for aggregated and detailed data

**Aggregated data** refer to macroeconomic indicators for the EU and the euro area. Data are aggregated by broad product categories, both monthly (**short-term indicators**) and annually (**long-term indicators**). Broad product categories are defined as one-digit codes of the Standard International Trade Classification (SITC) or aggregates of the Broad Economic Categories (BEC).

**Detailed data** refer to the most detailed level of the following product nomenclatures: the Combined Nomenclature (CN), the SITC, the BEC, the Classification of Products by Activity (CPA) and the Standard Goods Classification for Transport Statistics/Revised (NSTR). Detailed data also contain aggregations at higher levels.

### 8.1.1. 'MAIN TABLES' VERSUS 'DATABASE'

The 'Data' section on the Eurostat webpage provides the statistical data in a hierarchical structure (navigation tree) made up of themes, categories and subcategories, with datasets attached at the lowest category level. Each category and sub-category in a theme of the navigation tree can be expanded. The navigation tree can be customised to display newly added datasets, latest updates or the most recently visited datasets.

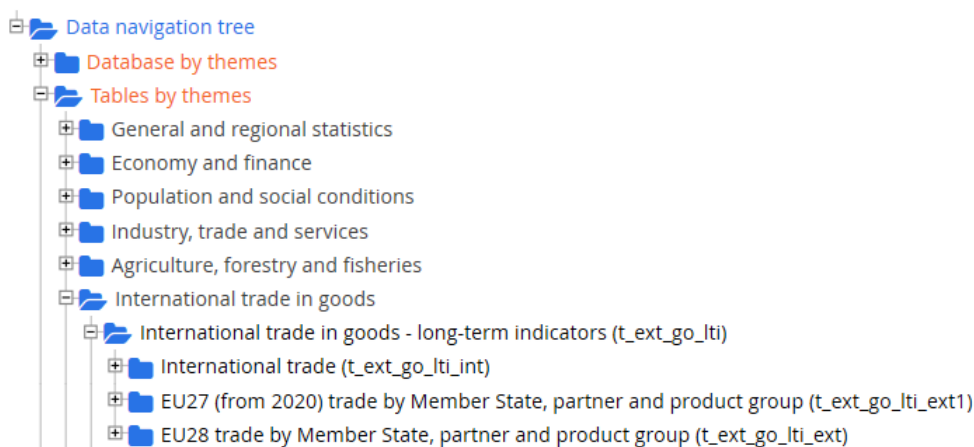
The '**Main tables**' are predefined tables focusing on key indicators. They are refreshed automatically when data are loaded into the databases. They include key indicators for the EU, its Member States and the euro area both annual (long-term indicators) and monthly (short-term indicators). Data are available by EU27 and EU28 aggregates, for a limited range of products (e.g. SITC aggregates).

The '**Database**' entry point offers users a more advanced tool for selecting and extracting data. All trade in goods data, i.e. not only the detailed data but also the short and long-term indicators are accessible via the 'Database' link. The data can be extracted using the Data Browser interface or the Easy Comext interface (detailed statistics).

### 8.1.2. ITGS 'MAIN TABLES' — LONG-TERM INDICATORS









































































Long-term indicators refer to annual data aggregated according to the major SITC groups (1-digit codes from 0 to 9). The data are available from 2008 as reference year.

#### MAIN TABLES



- ZIP Trade in goods, by main world traders - EU27 (from 2020) (tet00071) ⓘ
      - ZIP Trade in goods, by main world traders (tet00018) ⓘ
      - ZIP International trade, by reporting country, total product (tet00002) ⓘ
      - ZIP International trade of food, drinks and tobacco (SITC 0+1), by reporting country (tet00005) ⓘ
      - ZIP International trade of raw materials (SITC 2+4), by reporting country (tet00006) ⓘ
      - ZIP International trade of mineral fuels, lubricants and related materials (SITC 3), by reporting country (tet00007) ⓘ
      - ZIP International trade of chemicals and related products (SITC 5), by reporting country (tet00008) ⓘ
      - ZIP International trade of machinery and transport equipment (SITC 7), by reporting country (tet00009) ⓘ
      - ZIP International trade of other manufactured goods (SITC 6+8), by reporting country (tet00010) ⓘ
    - ZIP Trade volume indices, by reporting country (tet00001) ⓘ
    - ZIP Trade unit value indices, by reporting country (tet00028) ⓘ
    - ZIP Share of trade with the EU27 (from 2020) (tet00037) ⓘ
    - ZIP Share of trade with the EU28 (tet00036) ⓘ
  - ZIP Extra-euro area (EA19) trade, by main partners, total product (tet00065) ⓘ
  - ZIP Extra-euro area (EA19) trade, by product group (tet00066) ⓘ
- ZIP Intra-EU27 (from 2020) trade, by Member State, total product (tet00011) ⓘ
    - ZIP Extra-EU27 (from 2020) trade, by Member State, total product (tet00012) ⓘ
    - ZIP Extra-EU27 (from 2020) trade, by product group (tet00013) ⓘ
    - ZIP Extra-EU27 (from 2020) trade of food, drinks and tobacco (SITC 0+1), by Member State (tet00014) ⓘ
    - ZIP Extra-EU27 (from 2020) trade of raw materials (SITC 2+4), by Member State (tet00015) ⓘ
    - ZIP Extra-EU27 (from 2020) trade of mineral fuels, lubricants and related materials (SITC 3), by Member State (tet00016) ⓘ
    - ZIP Extra-EU27 (from 2020) trade of chemicals and related products (SITC 5), by Member State (tet00017) ⓘ
    - ZIP Extra-EU27 (from 2020) trade of machinery and transport equipment (SITC 7), by Member State (tet00019) ⓘ
    - ZIP Extra-EU27 (from 2020) trade of other manufactured goods (SITC 6+8), by Member State (tet00020) ⓘ
    - ZIP Extra-EU27 (from 2020) trade, by main partners, total product (tet00021) ⓘ
    - ZIP Extra-EU27 (from 2020) trade of food, drinks and tobacco (SITC 0+1), by main partners (tet00022) ⓘ
    - ZIP Extra-EU27 (from 2020) trade of raw materials (SITC 2+4), by main partners (tet00023) ⓘ
    - ZIP Extra-EU27 (from 2020) trade of mineral fuels, lubricants and related materials (SITC 3), by main partners (tet00024) ⓘ
    - ZIP Extra-EU27 (from 2020) trade of chemicals and related products (SITC 5), by main partners (tet00025) ⓘ
    - ZIP Extra-EU27 (from 2020) trade of machinery and transport equipment (SITC 7), by main partners (tet00026) ⓘ
    - ZIP Extra-EU27 (from 2020) trade of other manufactured goods (SITC 6+8), by main partners (tet00027) ⓘ

EU28 trade by Member State, partner and product group (t\_ext\_go\_lti\_ext)

			Intra-EU28 trade, by Member State, total product (tet00047) 
			Extra-EU28 trade, by Member State, total product (tet00055) 
			Extra-EU28 trade, by product group (tet00062) 
			Extra-EU28 trade of food, drinks and tobacco (SITC 0+1), by Member State (tet00063) 
			Extra-EU28 trade of raw materials (SITC 2+4), by Member State (tet00064) 
			Extra-EU28 trade of mineral fuels, lubricants and related materials (SITC 3), by Member State (tet00056) 
			Extra-EU28 trade of chemicals and related products (SITC 5), by Member State (tet00058) 
			Extra-EU28 trade of machinery and transport equipment (SITC 7), by Member State (tet00059) 
			Extra-EU28 trade of other manufactured goods (SITC 6+8), by Member State (tet00060) 
			Extra-EU28 trade, by main partners, total product (tet00035) 
			Extra-EU28 trade of food, drinks and tobacco (SITC 0+1), by main partners (tet00034) 
			Extra-EU28 trade of raw materials (SITC 2+4), by main partners (tet00033) 
			Extra-EU28 trade of mineral fuels, lubricants and related materials (SITC 3), by main partners (tet00032) 
			Extra-EU28 trade of chemicals and related products (SITC 5), by main partners (tet00031) 
			Extra-EU28 trade of machinery and transport equipment (SITC 7), by main partners (tet00030) 
			Extra-EU28 trade of other manufactured goods (SITC 6+8), by main partners (tet00029) 
			Extra-EU imports by Member State, shares by invoicing currency (tet00067) 
			Extra-EU exports by Member State, shares by invoicing currency (tet00068) 



### 8.1.3. ITGS 'MAIN TABLES' — SHORT-TERM INDICATORS

Short-term indicators refer to monthly data aggregated according to the major SITC groups (1-digit codes from 0 to 9) and high-level BEC products (CAP, CNS, CTR and INT). Data are available from January 1999 as reference month.

#### MAIN TABLES

Data navigation tree

- Database by themes
  - Tables by themes
    - General and regional statistics
    - Economy and finance
    - Population and social conditions
    - Industry, trade and services
    - Agriculture, forestry and fisheries
    - International trade in goods
      - International trade in goods - long-term indicators (t\_ext\_go\_lti)
      - International trade in goods - short-term indicators (t\_ext\_go\_sti)
        - ZIP Imports of goods - total (teiet110) ⓘ
        - ZIP Imports of goods - food, drinks and tobacco (teiet120) ⓘ
        - ZIP Imports of goods - raw materials (teiet130) ⓘ
        - ZIP Imports of goods - mineral fuels, lubricants and related materials (teiet140) ⓘ
        - ZIP Imports of goods - chemicals and related products (teiet150) ⓘ
        - ZIP Imports of goods - other manufactured products (teiet160) ⓘ
        - ZIP Imports of goods - machinery and transport equipment (teiet170) ⓘ
        - ZIP Exports of goods - total (teiet010) ⓘ
        - ZIP Exports of goods - food, drinks and tobacco (teiet020) ⓘ
        - ZIP Exports of goods - raw materials (teiet030) ⓘ
        - ZIP Exports of goods - mineral fuels, lubricants and related materials (teiet040) ⓘ
        - ZIP Exports of goods - chemicals and related products (teiet050) ⓘ
        - ZIP Exports of goods - other manufactured products (teiet060) ⓘ
        - ZIP Exports of goods - machinery and transport equipment (teiet070) ⓘ
        - ZIP Balance of trade - EU and euro area aggregates (teiet210) ⓘ
        - ZIP Unit value of exports (teiet300) ⓘ
        - ZIP Unit value of imports (teiet310) ⓘ

### 8.1.4. ITGS ‘DATABASE’ — LONG-TERM INDICATORS

Long-term indicators refer to annual data aggregated according to the major SITC groups (1-digit codes from 0 to 9). Data for most datasets are available from 2002 as reference year.

**DATABASE**

- International trade in goods
  - International trade in goods - aggregated data (ext\_go\_agg) **M**
  - International trade in goods - long-term indicators (ext\_go\_lti)
    - International trade (ext\_go\_lti\_int)
      - ZIP Share of European Union EU27 (from 2020) in the World Trade (ext\_lt\_introeu27\_2020) **i**
      - ZIP Share of EU in the World Trade (ext\_lt\_introle) **i**
      - ZIP International trade of EU, the euro area and the Member States by SITC product group (ext\_lt\_intertrd) **i**
      - ZIP International trade of EFTA and enlargement countries (ext\_lt\_intercc) **i**
      - ZIP Extra-Euro area trade by partner and by SITC product group (ext\_lt\_mainez) **i**
    - EU trade by Member State, partner and product group (ext\_go\_lti\_ext)
      - ZIP Intra and Extra-EU trade by Member State and by product group (ext\_lt\_intratrdr) **i**
      - ZIP Extra-EU trade by partner (ext\_lt\_maineu) **i**
      - ZIP Extra-EU trade of food, drinks and tobacco (SITC 0+1) by partner (ext\_lt\_mainagri) **i**
      - ZIP Extra EU trade of raw materials (SITC 2+4), by partner (ext\_lt\_mainrawm) **i**
      - ZIP Extra-EU trade of mineral fuels, lubricants and related materials (SITC 3) by partner (ext\_lt\_mainmine) **i**
      - ZIP Extra-EU trade of chemicals and related products (SITC 5) by partner (ext\_lt\_mainchem) **i**
      - ZIP Extra-EU trade of other manufactured goods (SITC 6+8) by partner (ext\_lt\_mainmanu) **i**
      - ZIP Extra-EU trade of machinery and transport equipment (SITC 7) by partner (ext\_lt\_mainmach) **i**
      - ZIP Extra-EU trade by Member State, shares by invoicing currency (ext\_lt\_invcur) **M** **i**

### 8.1.5. ITGS ‘DATABASE’ — SHORT-TERM INDICATORS

Short-term indicators refer to monthly data aggregated according to the major SITC groups (1-digit codes from 0 to 9) and high-level BEC products (CAP, CNS, CTR and INT). Data are available from January 1999 as reference month.

**DATABASE**

- International trade in goods
  - International trade in goods - aggregated data (ext\_go\_agg) **M**
  - International trade in goods - long-term indicators (ext\_go\_lti)
  - International trade in goods - short-term indicators (ext\_go\_sti)
    - ZIP EU27 (from 2020) trade by SITC product group (ext\_st\_eu27\_2020sitc) **i**
    - ZIP EU28 trade by SITC product group (ext\_st\_eu28sitc) **i**
    - ZIP Euro area19 trade by SITC product group since 1999 (ext\_st\_ea19sitc) **i**
    - ZIP EU27 (from 2020) trade by BEC product group (ext\_st\_eu27\_2020bec) **i**
    - ZIP EU28 trade by BEC product group (ext\_st\_eu28bec) **i**
    - ZIP Euro area19 trade by BEC product group since 1999 (ext\_st\_ea19bec) **i**
    - ZIP Member States EU27 (from 2020) trade by BEC product group since 1999 (ext\_st\_27\_2020msbec) **i**
    - ZIP Member States (EU28) trade by BEC product group since 1999 (ext\_st\_28msbec) **i**
    - ZIP Macro series for EFTA and enlargement countries (raw data and growth rates) (ext\_st\_eftacc) **i**

### 8.1.6. ITGS 'DATABASE' — TRADE BY ENTERPRISE CHARACTERISTICS

Statistics on trade by enterprise characteristics are compiled once a year by linking intra- and extra-EU trade micro-data with business register data. The following datasets are available:

**DATABASE**

- International trade in goods
  - International trade in goods - aggregated data (ext\_go\_agg) **M**
  - International trade in goods - trade by enterprise characteristics (TEC) (ext\_tec) **M**
    - Trade by NACE Rev. 2 activity and enterprise size class (ext\_tec01) **i**
    - Concentration of trade by NACE Rev. 2 activity (ext\_tec02) **i**
    - Trade by partner country and NACE Rev. 2 activity (ext\_tec03) **i**
    - Trade by number of partner countries and NACE Rev. 2 activity (ext\_tec04) **i**
    - Trade by commodity and NACE Rev. 2 activity (ext\_tec05) **i**
    - Trade by type of trader (ext\_tec06) **i**
    - Trade by type of ownership (optional table) (ext\_tec07) **i**
    - Trade by exports intensity (optional table) (ext\_tec08) **i**
    - Trade by NACE Rev. 2 activity sector (optional table) (ext\_tec09) **i**
    - Trade by partner country and enterprise size class (optional table) (ext\_tec10) **i**

### 8.1.7. ITGS 'DATABASE' — DETAILED DATA

Detailed data for the EU Member States, the EFTA countries and the candidate countries are directly accessible from the navigation tree. The data can be extracted using the Data Browser or the Easy Comext interface.

- International trade in goods - detailed data (ext\_go\_detail) **M**
  - EU trade since 1988 by CN8 (DS-016890)
  - EU trade since 1988 by HS6 (DS-016893)
  - EU trade since 1988 by HS2-HS4 (DS-016894)
  - EU trade since 1988 by HS2,4,6 and CN8 (DS-645593)
  - EU trade since 2015 of COVID-19 medical supplies (DS-1180622)
  - EU trade since 1999 by HS2,4,6 and CN8 - daily updated (DS-575274)
  - EU trade since 1988 by SITC (DS-018995)
  - EU trade since 1988 by BEC (DS-032655)
  - EU trade since 1988 by CPA 2008 (DS-1060915)
  - EU trade since 1988 by CPA 2.1 (DS-1062396)
  - EXTRA EU trade since 1999 by mode of transport (NSTR) (DS-022469)
  - EXTRA EU trade since 2000 by mode of transport (HS6) (DS-043328)
  - EXTRA EU trade since 2000 by mode of transport (HS2-HS4) (DS-043327)
  - Adjusted EU-EXTRA imports by tariff regime, by CN8 (DS-059042)
  - Adjusted EU-EXTRA imports by tariff regime, by HS6 (DS-059043)
  - Adjusted EU-EXTRA imports by tariff regime, by HS2-HS4 (DS-059044)
  - UK trade since February 2020 by HS2,4,6 and CN8 (DS-1165455)
  - EFTA trade since 1995 by SITC (DS-043227)
  - Full access to detailed statistics on international trade in goods (Comext) (comext)

### 8.1.8. EASY COMEXT AND COMEXT ANALYTICAL INTERFACES <sup>MORE</sup>

The 'Database' entry point gives access to several datasets classified under the folders 'International trade in goods':

- aggregated data' (short and long-term indicators);
- International trade in goods – trade by enterprise characteristics'; and
- International trade in goods – detailed data.

The last heading under the third subfolder provides access to the Easy Comext database, a tailor-made application for ITGS and Prodcom statistics. Easy Comext can also be accessed directly at <http://epp.eurostat.ec.europa.eu/newxtweb/> or via an internet search for 'Easy Comext'. On-line video tutorials provide the user with a step-by-step guidance through the data extraction process.

**Users needing to extract huge amounts of data are recommended to use the 'Analytical Client' interface which is accessible from the Easy Comext main page. Note that this function requires prior registration.**

Both Easy Comext and Comext Analytical are powerful tools of particular value to regular users performing frequent extractions, often with a large volume of data or with very precise needs. Users can create and filter tailor-made queries which can be saved and modified at any time. Users can also define aggregates and (advanced) functions (e.g. calculation of the value to quantity ratio to approximate the price). The extracted data can be visualised in the form of tables or graphics, downloaded or sent automatically by e-mail.

#### COMEXT in figures










































- The COMEXT users downloaded about 110 billion lines from the COMEXT reference database in 2019.
- The COMEXT reference database contains roughly 4.5 billion records, 25% of which are updated on a daily basis.
- On 1 January 2020 Easy Comext counted about 26.000 registered users across the world. That is without considering the numerous unregistered users who regularly or occasionally access Easy Comext via the web.
- If in batch mode, the registered users can download up to 30 million cells in one go.

The Easy Comext datasets are shown hereafter. A description of their content is given in [Annex 6](#).

Available datasets




INTERNATIONAL TRADE

Datasets to be archived end of February 2021







- EU trade since 1988 by HS2-4-6 and CN8 (DS-045409)   
- EU trade since 2015 of COVID-19 medical supplies by categories (DS-059283)   
- Extra-EU imports since 2010 by country of origin and country of consignment, by HS2-4-6 and CN8 (DS-059071)  
- EU trade since 1995 by CN sections (DS-058342)   
- EU trade since 1999 by HS2-4-6 and CN8 (daily updated) (DS-057380)  
- EU trade since 1988 by SITC (DS-018995)   
- EU trade since 1988 by BEC/rev.4 (DS-057555)   
- EU trade since 1988 by CPA 2002 (DS-056992)   
- EU trade since 1988 by CPA 2008 (DS-057009)   
- EU trade since 2002 by CPA 2.1 (DS-059268)   
- EU trade since 1988 by BEC/rev.4 and CPA 2008 (DS-058397)   
- Extra-EU trade since 1999 by mode of transport, by NST/R (DS-022469)   
- Intra-EU trade since 2010 by mode of transport, by NST/R (DS-058814)   
- Extra-EU trade since 2000 by mode of transport, by HS2-4-6 (DS-058213)  
- Adjusted extra-EU imports since 2000 by tariff regime, by HS2-4-6 and CN8 (DS-059281)  




Non-EU Datasets




Trade of the United Kingdom (UK) since February 2020

- UK trade since February 2020 by HS2-4-6 and CN8 (DS-059271)   

EFTA trade














- EFTA trade since 1995 by SITC (DS-043227)   
- EFTA trade since 2003 by HS2-4-6 (DS-044225)   

Western Balkan and candidate countries trade since 2002, by HS2-4-6 and CN8 (DS-056697)   







South Mediterranean trade since 2000, by HS6 (DS-057705)   




Non-EU Datasets




Trade of the United Kingdom (UK) since February 2020

- UK trade since February 2020 by HS2-4-6 and CN8 (DS-059271)   
- UK trade since February 2020 by BEC/rev.4 (DS-059278)  
- UK trade since February 2020 by SITC (DS-059279)  
- UK trade since February 2020 by CPA 2.1 (DS-059280)  
- UK trade since February 2020 by mode of transport, by NST/R (DS-059275)  
- UK trade since February 2020 by mode of transport (HS2-4-6) (DS-059277)  










































EFTA trade

- EFTA trade since 1995 by SITC (DS-043227)   
- EFTA trade since 2003 by HS2-4-6 (DS-044225)   

Western Balkan and candidate countries trade since 2002, by HS2-4-6 and CN8 (DS-056697)   

South Mediterranean trade since 2000, by HS6 (DS-057705)   

Easy Comext also gives access to the indices compiled by Eurostat, to trade data by enterprise characteristics (TEC) and by invoicing currency (TIC), to statistics on the production of manufactured goods (Europroms) as well as to various nomenclatures and correlations.

- Indices
  - BEC/rev.4 classification (DS-001707)   
  - CPA 2008 classification (1-digit) (DS-001715)   
  - CPA 2008 classification (2-digit) (DS-008151)   
  - SITC classification (1-digit) (DS-001722)   
  - SITC classification (2-digit) (DS-001727)   
- Trade in goods by Invoicing Currency (TIC) since 2010
  - Shares of trade by invoicing currency (DS-059270)  
- Trade in goods by Enterprise Characteristics (TEC) since 2012
  - DS01: Trade by NACE Rev. 2 activity and enterprise size class (DS-059258)  
  - DS02: Concentration of trade by NACE Rev. 2 activity (DS-059259)  
  - DS03: Trade by partner country and NACE Rev. 2 activity (DS-059260)  
  - DS04: Trade by number of partner countries and NACE Rev. 2 activity (DS-059261)  
  - DS05: Trade by commodity and NACE Rev. 2 activity (DS-059262)  
  - DS06: Trade by type of trader (DS-059263)  
  - DS07: Trade by type of ownership (optional table) (DS-059264)  
  - DS08: Trade by exports intensity (optional table) (DS-059265)  
  - DS09: Trade by NACE Rev. 2 activity sector (optional table) (DS-059266)  
  - DS10: Trade by partner country and enterprise size class (optional table) (DS-059267)  
- Statistics on the production of manufactured goods and international trade (Europroms)
  - Annual detailed data since 1995 by PRODCOM list (NACE/rev.2)
    - Sold production, exports and imports (DS-056120)  
    - Total production (DS-056121)  
- Available nomenclatures
- Available relations

### 8.1.9. THE BULK DOWNLOAD FACILITY <sup>REV</sup>

The [Bulk Download facility](#) allows the users to download Eurostat datasets in a format which can be easily imported into a chosen tool for further analysis.

International trade in goods statistics are available in csv format from the [Comext domain](#). They are accompanied by metadata and methodological notes.

Name	Size	Type	Date	
↑ up one level				
[COMEXT_DATA]		DIR	27/08/2020 17:27:06	
[COMEXT_HISTORICAL_DATA]		DIR	21/08/2020 09:20:11	
[COMEXT_METADATA]		DIR	02/02/2018 13:22:10	
[COMEXT_OTHER_DATA]		DIR	18/07/2019 13:13:05	
<a href="#">Instructions on how to use the bulkdownload facility.pdf</a>	356.71 KB	pdf	27/08/2020 17:30:57	<a href="#">Download</a>

### Where to find the latest data for the EU Member States

The latest data can be found in the COMEXT\_DATA section. The data are presented in four subfolders:

- Subfolder PREFERENCES: Annual trade values (in euros) and quantities (in kg and, if applicable, in supplementary quantity), by eligibility and tariff regime, according to the product codes of the Combined Nomenclature, by extra-EU partner country.
- Subfolder PRODUCTS: Monthly trade values (in euros) and quantities (in kg and, if applicable, in supplementary quantity), according to the product codes of the Combined Nomenclature, the SITC, the CPA (2002, 2008 and 2.1), BEC and SECTIONS classifications, by intra- and extra-EU partner country. All the classifications are grouped in one single file.
- Subfolder TRANSPORT\_HS: Trade values (in euros) and quantities (in kg) by mode of transport, according to the product codes of the Harmonised System (HS6), by extra-EU partner country.
- Subfolder TRANSPORT\_NSTR: Trade values (in euros) and quantities (in kg) by mode of transport, container mode and nationality of the means of transport, according to product codes of the NST/R, by extra-EU partner country.

### Tips for bulk download users

- The declarant and the partner country are available both in numeric and in alpha-2 format for all the files.
- The records contain no pre-calculated aggregates, except for the 'TOTAL' product codes.
- The UK data as from February 2020 are available under COMEXT\_OTHER\_DATA / NON\_EU\_DATASETS

### Where to find historical Comext data

Historical ITGS data can be found in the dataset 1976-1987 Nimexe — the latter contains annual intra and extra-EU trade data from 1976 to 1987, broken down by product according to the Nimexe classification. The Nimexe classification was used to collect trade statistics before the implementation of the Combined Nomenclature, in January 1988.

### Where to find metadata

Additional information about the content and structure of the data in the bulk facility can be found under this [link](#):

Name	Size	Type	Date
<a href="#">↑ up one level</a>			
<a href="#">[CLASSIFICATIONS_AND_RELATIONS]</a>		DIR	11/01/2018 11:51:37
<a href="#">[DOCS_AND_GUIDES]</a>		DIR	21/08/2020 09:42:44
<a href="#">[MONTHLY_METADATA]</a>		DIR	16/09/2020 11:35:27

## 8.2. Publications

International trade publications in PDF format are provided free of charge to the general public. They can be found in the '[International trade in goods](#)' dedicated section on the Eurostat website.

### 8.2.1. NEWS RELEASES

- The international trade **Euro indicators News Release** gives the first results (including estimates) on euro area and EU trade flows. It is published online around 46 days after the reference month. The precise dates of the monthly releases are announced on the [Eurostat website](#). The headline indicators are the non-seasonally adjusted euro area and EU trade balances for the latest reference month. Detailed results by main products, main partners and Member State are given for the cumulated period, i.e. from January to the month preceding the latest reference month. Seasonally and working day adjusted aggregates (imports, exports and trade balance) are also available for the euro area and the EU. Note that the seasonally adjusted trade balance is one of the **Principal European Economic Indicators** (PEEIs) used to give an overall picture of the macroeconomic situation in the EU and the euro area.
- In addition to the monthly news release, Eurostat publishes a yearly news release in the second half of March covering the main developments in the EU trade of the previous year. The exact date can be found [here](#).

The complete collection of news releases can be found under this [link](#).

### 8.2.2. NEWS ITEMS

News items are short news releases relating to important EU events, international days and topical subjects. Additionally, they are used to summarise the main points of Statistics Explained articles. All news items can be found [here](#).

### 8.2.3. STATISTICS EXPLAINED

'Statistics Explained' is an official Eurostat website presenting all statistical topics in an easily understandable way. Together, the articles make up an encyclopaedia of European statistics, completed by a statistical glossary and numerous links to further information and the very latest data and metadata. The website is a portal for occasional and regular users alike. All 'Statistics Explained' relating to ITGS can be accessed under this [link](#).



A series of articles are brought together in an [online publication](#) with six chapters: overview, trade by partners, trade by products, special topics, methodology and statistics for beginners.

Statistics explained articles focussing on globalisation can be found [here](#).

The articles in 'Statistics Explained' are regularly updated (usually once a year) and can be included in 'virtual' publications, such as the Eurostat Yearbook.

### 8.3. Where can I find reference metadata?

Eurostat publishes a wide array of descriptive and methodological notes to help users understand the scope of ITGS. They can be found in the following pages of the 'International trade in goods' section on the Eurostat website:

- [EU and national metadata](#)
- [Manuals and guidelines](#)

### 8.4. Multilingual user support

Together with the members of the European Statistical System Eurostat has established a network of multilingual support centres in all the EU Member States as well as in some EFTA countries. Their mission is to provide help and guidance to users of European statistical data. Details of this user support network can be found in the [Help section](#) of Eurostat's website. Eurostat also provides specific support to journalists via its [Press centre](#).

Users can obtain special ITGS related assistance by sending their questions or requests to [comextsupport@ec.europa.eu](mailto:comextsupport@ec.europa.eu)

## Annex 1 — List of goods and movements excluded from ITGS

The lists of exclusions or exemptions from ITGS are given in Annex 1 of Commission Regulation (EU) No 113/2010 for extra-EU trade and in Annex 1 of Commission Regulation (EC) No 1982/2004 for intra-EU trade. The exclusions or exemptions apply to the following items:

- a) monetary gold;
  - b) means of payment which are legal tender and securities, including means which are payment for services such as postage;
  - c) goods for or following temporary use (e.g. hire, loan, operational leasing), provided all the following conditions are met:
    - no processing is or was planned or carried out;
    - the expected duration of the temporary use was or is not intended to be longer than 24 months;
    - no change of ownership took place or is intended to take place.
  - d) goods moving between:
    - the Member State and its territorial enclaves in non-EU countries or other Member States and the host Member State and territorial enclaves of non-EU countries, other Member States or international organisations;
    - territorial enclaves include embassies and national armed forces stationed outside the territory of the mother country.
  - e) goods used as carriers of customised information including software;
  - f) software downloaded from the internet;
  - g) goods supplied free of charge which are themselves not the subject of a commercial transaction, provided that their movement is with the sole intention of preparing or supporting an intended subsequent trade transaction by demonstrating the characteristics of goods or services such as:
    - advertising material;
    - commercial samples;
  - h) goods for and after repair and replacement parts that are incorporated in the framework of the repair and the replaced defective parts;
  - i) means of transport travelling in the course of their work, including spacecraft launchers at the time of launching;
- In addition, for extra-EU trade only:
- j) goods declared orally to customs authorities which are either of a commercial nature, provided that their value does not exceed the statistical threshold of EUR 1 000 and 1 000 kg, or of a non-commercial nature; and
  - k) goods released for free circulation after being subject to the customs procedures of inward processing or, until April 2016, of processing under customs control.

## Annex 2 — List of Nature of Transaction codes <sup>New</sup>

A	B
1. Transactions involving actual or intended transfer of ownership from residents to non-residents against financial or other compensation (except the transactions listed under 2, 7 and 8)	1. Outright purchase/sale 2. Supply for sale on approval or after trial, for consignment or with the intermediation of a commission agent 3. Barter trade (compensation in kind) 4. Financial leasing (hire-purchase) <sup>(1)</sup> 9. Other
2. Return and replacement of goods free of charge after registration of the original transaction	1. Return of goods 2. Replacement for returned goods 3. Replacement (e.g. under warranty) for goods not being returned 9. Other
3. Transactions involving transfer of ownership without financial or in kind compensation (e.g. aid shipments)	
4. Operations with a view to processing <sup>(2)</sup> under contract (no transfer of ownership to the processor)	1. Goods expected to return to the initial Member State of dispatch 2. Goods not expected to return to the initial Member State of dispatch
5. Operations following processing under contract (no transfer of ownership to the processor)	1. Goods returning to the initial Member State of dispatch 2. Goods not returning to the initial Member State of dispatch
6. Particular transactions recorded for national purposes	
7. Operations under joint defence projects or other joint intergovernmental production programs	
8. Transactions involving the supply of building materials and technical equipment under a general construction or civil engineering contract for which no separate invoicing of the goods is required and an invoice for the total contract is issued	
9. Other transactions which cannot be classified under other codes	1. Hire, loan, and operational leasing longer than 24 months 9. Other

<sup>(1)</sup> Financial leasing covers operations where the lease instalments are calculated in such a way as to cover all or virtually all of the value of the goods. The risks and rewards of ownership are transferred to the lessee. At the end of the contract the lessee becomes the legal owner of the goods.

<sup>(2)</sup> Processing covers operations (transformation, construction, assembling, enhancement, renovation ...) with the objective of producing a new or really improved item. This does not necessarily involve a change in the product classification. Processing activities on a processor's own account are not covered by this item and should be registered under item 1 of column A.

## Annex 3 — Specific goods and movements

### VESSELS AND AIRCRAFT – TRANSFER OF ECONOMIC OWNERSHIP

<b>Scope</b>	Transfer of economic ownership
<b>Reference period</b>	Month when transfer of ownership takes place
<b>Flow</b>	Intra-EU/extra-EU imports and exports
<b>Partner country</b>	<b>For imports</b> — Country of construction for new vessels and aircraft, otherwise residence country of previous economic owner <b>For exports</b> — Residence country of new economic owner
<b>Commodity codes</b>	<b>Vessels:</b> seagoing vessels, tugs, warship and floating structure; commodity codes: 8901 10 10, 8901 20 10, 8901 30 10, 8901 90 10, 8902 00 10, 8903 91 10, 8903 92 10, 8904 00 10, 8904 00 91, 8905 10 10, 8905 20 00, 8905 90 10, 8906 10 00 and 8906 90 10. <b>Aircraft:</b> 8802 30 00 and 8802 40 00
<b>Trade value</b>	Value that would be invoiced in case of sale/purchase of the whole vessel and aircraft.
<b>Quantity</b>	<b>Net mass:</b> only for aircraft <b>Supplementary quantity:</b> in number of items

## VESSELS AND AIRCRAFT – PROCESSING OPERATION

<b>Scope</b>	Processing operation (based on physical movements)
<b>Reference period</b>	<b>Intra-EU trade:</b> month of import or export (when vessel or aircraft is brought to/leaves the premises of processor) <b>Extra-EU trade:</b> month of acceptance of customs declaration
<b>Flow</b>	Intra-EU/extra-EU imports and exports
<b>Partner country</b>	<b>Imports in view of processing:</b> residence country of economic owner <b>Imports after processing:</b> country of processing <b>Exports in view of processing:</b> country of processing <b>Exports after processing:</b> residence country of economic owner
<b>Commodity codes</b>	<b>Vessels:</b> seagoing vessels, tugs, warship and floating structure; commodity codes: 8901 10 10, 8901 20 10, 8901 30 10, 8901 90 10, 8902 00 10, 8903 91 10, 8903 92 10, 8904 00 10, 8904 00 91, 8905 10 10, 8905 20 00, 8905 90 10, 8906 10 00 and 8906 90 10. <b>Aircraft:</b> 8802 30 00 and 8802 40 00
<b>Trade value</b>	<b>Movement in view of processing:</b> value of unprocessed goods that would be invoiced in case of sale/purchase <b>Movement after processing:</b> value of unprocessed goods plus value added by processing
<b>Quantity</b>	<b>Net mass:</b> only for aircraft <b>Supplementary quantity:</b> in number of items

## GOODS DELIVERED TO VESSELS AND AIRCRAFT

<b>Scope</b>	Physical delivery of goods in a Member State's port/airport on board a vessel/aircraft whose economic owner does not reside in that Member State.
<b>Reference period</b>	Month when the goods are delivered
<b>Flow</b>	Intra-EU/extra-EU exports
<b>Partner country</b>	Residence country of economic owner of the vessel/aircraft or, if not determined, QR 'Stores and provisions within the framework of intra-EU trade' or QS 'Stores and provisions within the framework of extra-EU trade'
<b>Commodity codes</b>	9930 24 00, 9930 27 00 or 9930 99 00 converted in 8-digit codes containing the letter B (see Annex 4) in data published by Eurostat
<b>Trade value</b>	Standard definition including statistical value in case of processing
<b>Quantity</b>	<b>Net mass:</b> mandatory for goods belonging to CN chapter 27, otherwise optional <b>Supplementary quantity:</b> optional

## GOODS DELIVERED TO AND FROM OFFSHORE INSTALLATIONS

<b>Scope</b>	<p>Physical movement of goods:</p> <ul style="list-style-type: none"> <li>• between a Member State and another Member State's or a non-EU country's offshore installation ; or</li> <li>• between a Member State's offshore installation and another Member State's or a non-EU country's offshore installation</li> </ul> <p>Note: An offshore installation is considered an offshore installation of a country if it is located in the exclusive economic zone of that country.</p>
<b>Reference period</b>	Month when the goods are delivered
<b>Flow</b>	Intra-EU/extra-EU imports and exports
<b>Partner country</b>	<ul style="list-style-type: none"> <li>• Member State or non-EU country from/to which goods are delivered</li> <li>• Member State or a non-EU country from/to whose exclusive economic zone goods are delivered</li> </ul> <p>Note: The codes QV 'Countries and territories not specified in the framework of intra-EU trade' or QW 'Countries and territories not specified within the framework of extra-EU trade' may be used instead of real partner country.</p>
<b>Commodity codes</b>	<ul style="list-style-type: none"> <li>• For goods delivered to offshore installations, i.e. delivery of products for the crew and for the operation of engines, machines and other equipment of the offshore installation, the following simplified codes may be used: 9931 24 00, 9931 27 00 or 9931 99 00 converted in 8-digit codes containing the letter F (see Annex 4) in data published by Eurostat.</li> <li>• For goods obtained from or produced by offshore installations, i.e. products extracted from the seabed or subsoil, or manufactured by the offshore installations — The standard CN8 codes shall be used.</li> </ul>
<b>Trade value</b>	Standard definition
<b>Quantity</b>	<p><b>Net mass:</b> Mandatory for goods belonging to CN chapter 27, otherwise optional</p> <p><b>Supplementary quantity:</b> Mandatory for goods belonging to CN chapter 27, otherwise optional</p>

## SEA PRODUCTS

<b>Scope</b>	<p><b>Imports</b> — Acquisition of sea products by a Member State's vessel from another Member State's/country's vessel</p> <p><b>Exports</b> — Landing of sea products in a Member State's port by another Member State's/country's vessel</p> <p>Note: A vessel is deemed a country's vessel if the economic owner of the vessel is established in that country.</p>
<b>Reference period</b>	Month when the sea products are landed in a Member State's port and month when the sea products are acquired by a processing Member State's vessel
<b>Flow</b>	Intra-EU/extra-EU imports and exports
<b>Partner country</b>	<p><b>For imports</b> — Member State/country from whose vessels the sea products were acquired. In case of extra-EU imports, the partner country is the country of origin defined on the basis of the vessel's flag (Customs definition). In case of intra-EU imports, the partner country is the country of consignment defined as the country of residence of the economic owner of the vessel.</p> <p><b>For exports</b> — Member State/country where the port is located</p>
<b>Commodity codes</b>	Any relevant CN8 codes covering fishes and salvages
<b>Trade value</b>	Standard definition
<b>Quantity</b>	<p><b>Net mass:</b> Mandatory</p> <p><b>Supplementary quantity:</b> Mandatory</p>



## SPACECRAFT

<b>Scope</b>	Acquisition of economic ownership of a new spacecraft by the first economic owner
<b>Reference period</b>	Month when the spacecraft is launched
<b>Flow</b>	Intra-EU/extra-EU imports and exports
<b>Partner country</b>	<b>For imports</b> — Member State/country of construction <b>For exports</b> — Member State/country of residence of the first economic owner of the new spacecraft
<b>Commodity code</b>	8802 60 10
<b>Trade value</b>	Value of the spacecraft excluding transport and insurance costs
<b>Quantity</b>	<b>Net mass:</b> Mandatory <b>Supplementary quantity:</b> Mandatory

## ELECTRICITY AND GAS **More**

<b>Scope</b>	Physical movement through the national frontier with the exception of the simple transit (*)
<b>Reference period</b>	Month of import and export
<b>Flow</b>	Intra-EU/extra-EU imports and exports
<b>Partner country</b>	<b>For imports</b> — Member State of consignment for intra-EU imports and country of origin for extra-EU imports <b>For exports</b> — Member State/country of destination
<b>Commodity codes</b>	<b>Electricity:</b> 2716 00 00 <b>Gas:</b> 2711 21 00
<b>Trade value</b>	Standard definition but may be based on estimates
<b>Quantity</b>	<b>Net mass:</b> no net mass for electricity (null value) / mandatory for gas <b>Supplementary quantity:</b> Mandatory both for electricity and gas

(\*) According to the European International Trade in Goods Statistics (ITGS), goods in transit are not included. However, in the specific case of natural gas and electricity, which is transmitted via pipelines, to identify transit is technically very difficult, because the physical movement of goods is disconnected from the financial flow. The gas can be sold several times on the market, whereas only one transmission via pipelines is taking place. As ITGS is recording the physical movement, the primary source are the grid operators. They provide the information on the physically transmitted gas, which includes transit. (They do not possess any information on which part of the gas relates to transit). Therefore, the Member States use various other data sources which allow them to estimate transited quantities and values. The availability of additional (required) data sources is not the same in all Member States, therefore some of them cannot estimate and exclude transit trade from their ITGS data.

## Annex 4 — Alphanumeric product codes in Comext <sup>Rev</sup>

Alphanumeric codes are used in intra- and extra-EU trade statistics to identify confidential or adjusted data and trade for which a breakdown of the results at a detailed level of the product classification is not possible. This usually concerns goods for which some Member States allow a simplified declaration to be made. In principle, the results relating to the alphanumeric codes are included under the relevant chapter of the CN (e.g. 63III000 Selections of goods of Chapter 63). If the chapter cannot be identified, the results are included under Chapter 99 (e.g. 99III000 Selections of goods not specified elsewhere).

Code 99AAA000	Intra-EU trade involving transactions falling below the 'small scale transaction threshold' or residual products collected under the simplification scheme
Codes containing the letter B	Deliveries of products for the crew and passengers, and for the operation of the engines, machines and other equipment of sea-going vessels or aircraft
Codes containing the letter C	Corrections due to the reporting of erroneous codes
Codes containing the letter E	Selections of goods for which a simplified declaration applies
Codes containing the letter F	Goods destined for the operators of an offshore installation or for the operation of the engines, machines and other equipment of the offshore installation
Codes containing the letter I	Components of industrial plant for which a simplified declaration applies. 'Industrial plant' is a combination of machines, apparatus, appliances, equipment, instruments and materials which together make up large-scale, stationary units producing goods or providing services
Codes containing the letter M	Estimates for missing data, broken down by chapter
Codes containing the letter P	Goods transported by post for which a simplified declaration applies
Codes containing the letter S	Confidential data
Code 87VVV000	Motor vehicle components for which a simplified declaration applies
Code 88WWW000	Aircraft components for which a simplified declaration applies
Code 99YYY000	Estimates for missing data not broken down by chapter
Code 99RRR100	Returned goods for which a simplified declaration applies

## Annex 5 — National authorities involved in ITGS

		Leading administration	Primary data collection	Data processing and control	Dissemination
Belgium	Intrastat	National Bank	National Bank	National Bank	National Bank
	Extrastat	National Bank	Customs	National Bank	National Bank
Bulgaria	Intrastat	NSI	VAT Offices	NSI	NSI
	Extrastat	NSI	Customs	NSI	NSI
Czechia	Intrastat	NSI	Customs	NSI	NSI
	Extrastat	NSI	Customs	NSI	NSI
Denmark	Intrastat	NSI	NSI	NSI	NSI
	Extrastat	NSI	Customs	NSI	NSI
Germany	Intrastat	NSI	NSI	NSI	NSI
	Extrastat	NSI	Customs	NSI/Customs	NSI
Estonia	Intrastat	NSI	NSI	NSI	NSI
	Extrastat	NSI	Customs	NSI	NSI
Ireland	Intrastat	NSI	Revenue & Customs	Revenue & Customs/NSI	NSI
	Extrastat	NSI	Revenue & Customs	Revenue & Customs/NSI	NSI
Greece	Intrastat	NSI	NSI/VAT Offices	NSI	NSI
	Extrastat	NSI	Customs	NSI	NSI
Spain	Intrastat	Customs	Customs	Customs	Customs
	Extrastat	Customs	Customs	Customs	Customs
France	Intrastat	Customs	Customs	Customs	Customs
	Extrastat	Customs	Customs	Customs	Customs
Croatia	Intrastat	NSI	Customs	Custom/NSI	NSI
	Extrastat	NSI	Customs	NSI	NSI
Italy	Intrastat	NSI	Customs	NSI	NSI
	Extrastat	NSI	Customs	NSI	NSI
Cyprus	Intrastat	NSI	VAT Offices	NSI	NSI
	Extrastat	NSI	Customs	NSI	NSI
Latvia	Intrastat	NSI	NSI	NSI	NSI
	Extrastat	NSI	Customs	NSI	NSI
Lithuania	Intrastat	NSI	Customs	NSI	NSI
	Extrastat	NSI	Customs	NSI	NSI
Luxembourg	Intrastat	NSI	NSI	NSI	NSI
	Extrastat	NSI	Customs	NSI	NSI
Hungary	Intrastat	NSI	NSI	NSI	NSI
	Extrastat	NSI	Customs	NSI	NSI
Malta	Intrastat	NSI	VAT offices/NSI	NSI	NSI
	Extrastat	NSI	Customs	NSI	NSI
Netherlands	Intrastat	NSI	NSI	NSI	NSI
	Extrastat	NSI	Customs	NSI	NSI
Austria	Intrastat	NSI	NSI	NSI	NSI
	Extrastat	NSI	Customs	NSI	NSI
Poland	Intrastat	NSI	Customs	Customs	NSI/Customs
	Extrastat	NSI	Customs	Customs	NSI/Customs

		Leading administration	Primary data collection	Data processing and control	Dissemination
<b>Portugal</b>	<b>Intrastat</b>	NSI	NSI	NSI	NSI
	<b>Extrastat</b>	NSI	Customs	NSI	NSI
<b>Romania</b>	<b>Intrastat</b>	NSI	NSI	NSI	NSI
	<b>Extrastat</b>	NSI	Customs	Customs	NSI
<b>Slovenia</b>	<b>Intrastat</b>	NSI	Customs	Customs/NSI	NSI
	<b>Extrastat</b>	NSI	Customs	NSI	NSI
<b>Slovakia</b>	<b>Intrastat</b>	NSI	Customs	NSI	NSI
	<b>Extrastat</b>	NSI	Customs	NSI	NSI
<b>Finland</b>	<b>Intrastat</b>	Customs	Customs	Customs	Customs
	<b>Extrastat</b>	Customs	Customs	Customs	Customs
<b>Sweden</b>	<b>Intrastat</b>	NSI	NSI	NSI	NSI
	<b>Extrastat</b>	NSI	Customs	NSI	NSI

Notes:

- NSI: National Statistical Institute
- In the context of this table Intrastat/Extrastat should be understood as data collection system for intra-EU/extra-EU trade statistics.
- By data processing is meant validity and credibility checks, estimation of missing trade, adjustments and quality related analysis.

## Annex 6 — Overview of the Easy-Comext datasets <sup>More</sup>

### EU datasets

#### EU trade since 1988 by CN, SITC, BEC and CPA

These datasets contain monthly and annual time series for the imports and exports of the European Union, the euro area and the EU Member States. The available indicators are the trade value in euros, the quantity (net mass) in 100 kg and the supplementary quantity wherever relevant. Data are given by trading partner (all countries of the Geonomenclature plus the intra- and extra-EU areas and the World) and by product according to the different levels of the following product nomenclatures: Combined Nomenclature (CN8, HS6, HS4 and HS2), Standard International Trade Classification (SITC), the Broad Economic Categories (BEC) and the Classification of Products by Activity (CPA).

The starting date of the time series is

- January 1988 for the EU (evolutionary definition), Belgium, Denmark, France, Germany, Greece, Ireland, Italy, Luxembourg, Netherlands, Portugal, Spain and the United Kingdom;
- January 1995 for Austria, Finland and Sweden;
- January 1999 for the Euro Area (EU19 and evolutionary definition), the EU28 and EU27\_2020 aggregates, Bulgaria, Croatia, Cyprus, Czechia, Estonia, Hungary, Lithuania, Latvia, Malta, Poland, Romania, Slovenia and Slovakia;
- January 2002 for all the reporters in dataset by CPA\_2.1

As from reference month February 2020 the UK is no longer included as a reporting country. The aggregate EU27\_2020 succeeds to EU28, which is maintained, although only for reference periods before February 2020.

#### EU trade since 2015 of COVID-19 medical supplies, by categories

This datasets was created in April 2020 following the outbreak of the COVID19 pandemic. It covers more than 120 medical and non-medical products, in line with the list of the most referred products to be admitted free of import duties and value-added tax (Commission Decision C(2020)2146) and the Joint WCO/WHO classification reference for Covid-19 medical supplies. The products are classified in categories and sub-categories, according to the CN8, HS6 or HS4 (depending on the commodity). The available indicators are the trade value in euros, the quantity (net mass) in 100 kg and the supplementary quantity wherever relevant.

#### Extra-EU imports since 2010 by country of origin and country of consignment, by HS2-4-6 and CN8

This dataset contains annual data on extra-EU imports since 2010. It has the particularity of containing two partner dimensions – the country of origin and the country of consignment – which makes it notably useful for comparing EU mirror data with non-EU countries data.

The declaring countries are the Member States of the EU according to the selected reference period: 27 Member States from January 2010 to June 2013, 28 Member States (EU27\_2013 plus Croatia) from July 2013 to the latest available reference year (2019).

The available indicators are the trade value in euros, the quantity (net mass) in 100 kg and the supplementary quantity wherever relevant. Data are given by trading partner (all non-EU countries of the Geonomenclature plus the extra-EU area for the first partner dimension and all the countries for the second partner dimension) and by product according to the different levels of the Combined Nomenclature (CN8, HS6, HS4 and HS2).

The **partner country in the first partner dimension** is:

- a) The country of origin for goods originating from non-EU countries;
- b) The country of consignment for goods belonging to Chapter 97 'works of art, collectors' pieces and antiques', goods imported after outward processing, returned goods, and goods of Community or unknown origin.

The '**other partner country**' (**second partner dimension**) is the country of consignment except if the above b) case is applicable.

Examples:

- imports from US of a product originated in France - partner is US, other partner is France.
- imports from US of a product originated in Canada - partner is Canada, other partner is US.

Given that the dataset is very sparse (few values will be found for the full combinations of reporter, partner, other partner, detailed product) and given that Easy Comext imposes a limited number of cells for each extraction (10 million) we advise to use Analytical Client (no limit) for queries on this dataset.

### EU trade since 1995 by CN sections

This dataset contains monthly and annual time series for the imports and exports of the European Union, the euro area and the EU Member States. The available indicators are the trade value in euros and the quantity (net mass) in 100 kg. Data are given by trading partner (all countries of the Geonomenclature, the intra- and extra-EU/EA areas and the world) and by product according to the 21 sections of Part two of the Combined Nomenclature.

The starting date of the time series is

- January 1995 for the EU (evolutionary definition), Austria, Belgium, Denmark, Finland, France, Germany, Greece, Ireland, Italy, Luxembourg, Netherlands, Portugal, Spain, Sweden and the United Kingdom;
- January 1999 for the euro area (EU19 and evolutionary definition), the EU28 and EU27\_2020 aggregates and for Bulgaria, Croatia, Cyprus, Czechia, Estonia, Hungary, Lithuania, Latvia, Malta, Poland, Romania, Slovenia and Slovakia.

As from reference month February 2020 the UK is no longer included as a reporting country. The aggregate EU27\_2020 succeeds to EU28, which is maintained, although only for reference periods before February 2020.

### EU trade since 1999 by HS2-4-6 and CN8 (daily updated)

This dataset contains monthly time series for the imports and exports of the EU Member States. The available indicators are the trade value in thousands of euros, the quantity in tonnes (net mass) and the supplementary quantity wherever relevant. Data are given by trading partner (all countries of the Geonomenclature) and by product according to the different levels of the Combined Nomenclature (CN8, HS6, HS4 and HS2).

The starting date of the time series depends on the reporting country:

- from January 1999 for Austria, Belgium, Denmark, Finland, France, Germany, Greece, Ireland, Italy, Luxembourg, Netherlands, Portugal, Spain, Sweden and the United Kingdom;
- from May 2004 for Cyprus, Czechia, Estonia, Hungary, Latvia, Lithuania, Malta, Poland, Slovakia, and Slovenia;
- from January 2007 for Bulgaria and Romania;
- from July 2013 for Croatia.

From reference month February 2020 the UK is no longer included as a reporting country.

### EU trade since 1988 by BEC/Rev.4 and CPA\_2008

This dataset contains monthly and annual time series for the imports and exports of the European Union, the euro area and the EU Member States. The available indicators are the trade value in euros and the quantity (net mass) in 100 kg. Data are given by trading partner (all countries of the Geonomenclature, the intra- and extra-EU/EA areas and the world) and by product according to the BEC/Rev.4 (3 digits) and the CPA\_2008 (2 digits) classifications.

The starting date of the time series is

- January 1988 for the EU (evolutionary definition), Belgium, Denmark, France, Germany, Greece, Ireland, Italy, Luxembourg, Netherlands, Portugal, Spain and the United Kingdom;
- January 1995 for Austria, Finland and Sweden;
- January 1999 for the Euro Area (EU19 and evolutionary definition), the EU28 and EU27\_2020 aggregates, Bulgaria, Croatia, Cyprus, Czechia, Estonia, Hungary, Lithuania, Latvia, Malta, Poland, Romania, Slovenia and Slovakia;

As from reference month February 2020 the UK is no longer included as a reporting country. The aggregate EU27\_2020 succeeds to EU28, which is maintained, although only for reference periods before February 2020.

### Extra-EU trade by mode of transport (since 1999 by NST/R, since 2000 by HS2-4-6)

These datasets contain monthly and annual time series for the imports and exports of the European Union and each EU Member State from January 1999 or 2000 depending on the dataset and until the last month available. The available indicators are the trade value in euros and the quantity (net mass) in 100 kg and tons. Data are given by trading partner (all non-EU countries of the Geonomenclature plus the extra-EU area) and by product according to the different levels of the Standard goods classification for transport statistics (NST/R) or the Harmonised System (HS2-4-6).

In addition to the basic information, these datasets include one more dimension: the mode of transport. The mode of transport is classified according to the following codification: 0: Unknown mode of transport, 1: Sea transport, 2: Rail transport, 3: Road transport, 4: Air transport, 5: Postal consignment, 7: Fixed transport installations; 8: Inland waterway transport and 9: Own propulsion.

As from reference month February 2020 the UK is no longer included as a reporting country. The aggregate EU27\_2020 succeeds to EU28, which is maintained, although only for reference periods before February 2020.

### Intra-EU trade since 2010 by mode of transport (by NST/R)

This dataset contains monthly and annual time series for the imports and exports of the following EU Member States: Belgium, Bulgaria, Cyprus, Czechia, Germany, Estonia, Spain, Finland, Greece, Hungary, Ireland, Italy, Latvia, Lithuania, Luxembourg, Malta, Poland, Portugal, Romania and Slovakia. Time series start from January 2010 until the last month available. The available indicators are the trade value in euros and the quantity (net mass) in 100 kg and tons. Data are given by trading partner (all individual EU Member States plus the intra-EU area) and by product according to the Standard goods classification for transport statistics (NST/R).

In addition to the basic information, these datasets include one more dimension: the mode of transport. The mode of transport is classified according to the following codification: 0: Unknown mode of transport, 1: Sea transport, 2: Rail transport, 3: Road transport, 4: Air transport and 8: Inland waterway transport.

### Adjusted extra-EU imports since 2000 by tariff regime, by HS2-4-6 and CN8

This dataset contains monthly and annual time series for the imports of the EU Member States. The available indicators are the trade value in euros, the quantity (net mass) in 100 kg and tons, and the



supplementary quantity wherever relevant. Data are given by trading partner (all non-EU countries of the Geonomenclature plus the extra-EU area) and by product according to the different levels of the Combined Nomenclature (CN8, HS6, HS4 and HS2).

The starting date of the time series depends on the reporting country:

- from January 2000 for Austria, Belgium, Denmark, Finland, France, Germany, Greece, Ireland, Italy, Netherlands, Portugal, Spain, Sweden and the United Kingdom;
- from May 2004 for Cyprus, Czechia, Estonia, Hungary, Latvia, Lithuania, Malta, Poland, Slovakia, and Slovenia;
- from January 2007 for Bulgaria and Romania and
- from July 2013 for Croatia.

In addition to the basic information, these datasets include two more dimensions:

- the eligibility which reflects the tariff status as indicated in the TARIC database on the first day of each month; and
- the tariff regime (or use) which reflects the preference as reported in data transmitted by the Member States to Eurostat (source: customs declarations, box 36 of the Single Administrative Document) combined with the duty rate and possibly adjusted.

It should be noted that from reference month February 2020 the UK is no longer included as a reporting country.

## **Non-EU datasets**

### **Trade of the United Kingdom (UK) since February 2020**

This **folder** contains the data for reporter GB 'United Kingdom' as from February 2020. Trading partners are all EU and non-EU countries of the Geonomenclature. The available indicators are the trade value in euros, the quantity (net mass) in 100 kg and the supplementary quantity wherever relevant.

The following datasets are available:

- UK trade since February 2020, by HS2-4-6 and CN8
- UK trade since February 2020, by BEC/rev4
- UK trade since February 2020, by SITC
- UK trade since February 2020, by CPA 2.1
- UK trade since February 2020 by mode of transport, by NST/R
- UK trade since February 2020 by mode of transport (HS2-4-6)

### **EFTA trade**

This **folder** contains two datasets for the trade of the EFTA countries (Iceland, Liechtenstein, Norway and Switzerland). The available indicators are the trade value in euros and the quantity (net mass) in 100 kg and tons. Data are given by trading partner (all countries of the Geonomenclature) and by product, according to the classification of the dataset.

- EFTA trade since 1995\* by SITC
- EFTA trade since 2003\* by HS2-4-6

\*: 2009 for Liechtenstein

### Western Balkans and candidate countries trade since 2002, by HS2-4-6 and CN8

This dataset contains monthly time series for the imports and exports of the candidate and potential candidate countries. The available indicators are the trade value in thousands of euros, the quantity (net mass) in 100 kilos and tons, and the supplementary quantity wherever relevant. Data are given by trading partner (all countries of the Geonomenclature) and by product according to the different levels of the Combined Nomenclature (CN8, HS6, HS4 and HS2).

The starting date of the series depends on the reporting country:

- from 2002 for Albania, Croatia (until June 2013), North Macedonia and Turkey;
- from 2004 for Kosovo;
- from 2005 for Bosnia and Herzegovina, Montenegro and Serbia.

### South Mediterranean trade since 2000, by HS2-4-6

This dataset contains monthly and annual time series for the imports and exports of the South Mediterranean countries. The available indicators are the trade value in thousands of euros, the quantity (net mass) in tons and the supplementary quantity wherever relevant. Data are given by trading partner (all countries of the Geonomenclature) and by product according to the different levels of the Harmonised System (HS6, HS4 and HS2).

The starting date of the series depends on the reporting country:

- from 2000 for Algeria, Egypt, Jordan, Morocco and Tunisia;
- from 2002 for Syria;
- from 2005 for Israel;
- from 2007 for the Occupied Palestinian Territory.

Note that the data transmissions are irregular and that recent data are mostly unavailable.

### Indices by SITC, BEC and CPA

These datasets contain monthly and annual time series for the imports and exports of the European Union, the euro area and each EU Member State from January 2000 until the last month available. The available indicators are the unit value indices (UVI) in euros, national currencies and US dollars and the volume indices in euros. Data are given by trading partner (mainly economic and geographical areas but also some individual countries) and by product according to the Standard International Trade Classification (1- and 2-digit SITC (rev.3 and rev.4) codes), the Broad Economic Categories (BEC rev.4) and the Classification of Products by Activity (1- and 2-digit codes of the CPA 2008).

### Trade in goods by Invoicing Currency (TIC) since 2010

The 'Shares of trade by invoicing currency' dataset under this folder contains annual time series from 2010 for the EU aggregate, the Member States, the EFTA countries (except Liechtenstein) and the enlargement (candidate and potential candidate) countries. TIC statistics are compiled by the Member States and supplied to Eurostat on a mandatory basis in even reference years and on a voluntary basis in odd reference years. The available indicator is the 'Observation value', expressing the share of trade by invoicing currency. The data are available by product group and currency as follows:

- by three product groups: Raw materials without oil (SITC sections 0-4, excluding division 33), Oil (SITC division 33) and Manufactured products (SITC sections 5-8)
- by four currencies: euro, national currencies of EU Member States not belonging to the euro area, US dollar and 'other' (i.e. aggregated group of currencies of all non-EU countries except the United States).

Shares by invoicing currency are calculated, within each product group, on the total Extra-EU trade for the EU Member States and on world imports and exports for the EFTA and enlargement countries.

The TIC data are also published under aggregated data/long-term indicators/EU trade by Member State, partner and product group [here](#).

### Trade in goods by Enterprise Characteristics (TEC) since 2012

Statistics on trade by enterprise characteristics are compiled once a year by linking intra- and extra-EU trade micro-data with business register data.

This folder contains the following tables:

- DS01: Trade by NACE Rev.2 activity and enterprise size class
- DS02: Concentration of trade by NACE Rev.2 activity
- DS03: Trade by partner country and activity
- DS04: Trade by number of partner countries and NACE Rev.2 activity
- DS05: Trade by commodity and NACE Rev.2 activity
- DS06: Trade by type of trader
- DS07: Trade by type of ownership
- DS08: Trade by export intensity
- DS09: Trade by NACE Rev.2 activity sector
- DS10: Trade by partner country and enterprise size class

All the datasets contain annual time series for the imports and exports of the EU Member States from reference year 2012. The available indicators are the number of enterprises and the trade value in thousands of euros. Data are given by trading partner (mainly intra- and extra-EU areas) and by activity according to the EU Statistical Classification of Economic Activities (NACE).

### Statistics on industrial production and international trade (PRODCOM)

PRODCOM statistics combine international trade in goods statistics with industrial production statistics collected via a business survey.

The two following datasets are available:

- Sold production, exports and imports
- Total production

Both datasets contain annual data from 1995 for the EU Member States, EFTA countries and candidate countries. Data for the potential candidate countries are incomplete. The products are classified according to the PRODCOM nomenclature.

Indicators for the first dataset are the Value and Quantity for production, imports and exports.

The second dataset contains data on annual total production (sold production plus any production retained by the producing enterprise for further processing). Total production is only reported by volume, because goods that are not sold cannot be valued. In addition, there is no relation between total production and external trade, so imports and exports are not shown.

## Annex 7 — Supplementary unit in the bulk download files

Code	Start	End	Label
1	1992	2500	terajoules (gross calorific value)
2	1992	2500	number of cells
3	1993	2500	hundred items
4	1993	2500	thousand litres
5	1994	2500	kilogram of methylamines (met.am.)
6	1995	2500	kilogram drained net weight
A	1958	2500	number of items
B	1958	2500	thousand items
C	1958	2500	till 1992: hectolitre; from 1993: litre
D	1958	2500	till 1992: hl. pure alcohol; from 1993: litre pure (100%) alcohol
E	1958	2500	till 1992: mwh; from 1993: thousand kilowatt hours
F	1958	2500	metre
G	1958	1983	thousand metres
G	1997	2500	gross tonnage
H	1958	2500	square metre
I	1958	1983	thousand square metres
J	1981	2500	till 1992: kilogram of fissile isotopes; from 1993: gram of fissile isotopes
K	1958	2500	cubic metre
L	1958	2500	thousand cubic metres
M	1958	2500	gram
N	1958	2500	till 1992: t of p2o5; from 1993: kg of diphosphorus pentaoxide (p2o5)
O	1958	2500	till 1992: t of naoh; from 1993: kg of sodium hydroxide (naoh)
P	1958	2500	number of pairs
Q	1958	2500	till 1992: tof n; from 1993: kg of nitrogen (n)
R	1958	2500	till 1992: t of k2o; from 1993: kg of potassium oxide (k2o)
S	1958	2500	till 1992: t of 90% dry; from 1993: kg of substance 90% dry
T	1958	2500	till 1992: tof koh; from 1993: kg of potassium hydroxide (koh)
U	1958	1992	kilogram
U	1997	2500	kilogram of choline chloride (c5h14clno)
V	1958	1996	grt
W	1958	2500	carrying capacity in tonnes
X	1958	2500	kilogram of hydrogen peroxide (h2o2)
Y	1977	2500	carats
Z	1981	2500	kilogram of uranium (u)

## Glossary

<b>Balance of payments</b>	The statistical system through which economic transactions between an economy and the rest of the world over specific time periods can be summarized in a systematic way. The sixth edition of the IMF Balance of Payments Manual (BPM6) provides conceptual guidelines for compiling balance of payments statistics according to international standards.
<b>CIF-type value</b>	Valuation principle when the value includes the transaction value of the goods, the value of services performed to deliver goods to the border of the exporting country and the value of the services performed to deliver the goods from the border of the exporting country to the border of the importing country.
<b>Combined Nomenclature</b>	A systematic list of goods descriptions based on the Harmonised System, used for the purposes of the Common Customs Tariff, external trade statistics and other Community policies (Article 1 of Regulation (EEC) No 2658/87, OJ L 256, 1987, p.1).
<b>Country of origin</b>	The country where the goods originate. Goods that are wholly obtained or produced in a country originate in that country. Goods whose production involved more than one country are deemed to originate in the country where they underwent their last, substantial, economically justified processing or processing resulting in the manufacture of a new product.
<b>Customs declaration</b>	The act whereby a person indicates, in the prescribed form and manner, a wish to place goods under a given customs procedure, with an indication, where appropriate, of any specific arrangements to be applied.
<b>Customs procedure</b>	The Union Customs Code provides for three customs procedures: <ul style="list-style-type: none"> <li>• release for free circulation;</li> <li>• special procedures; and</li> <li>• export.</li> </ul>
<b>Comext</b>	Comext is the name given to the database in which all trade in goods data are stored.
<b>Exports</b>	Goods which subtract from to the stock of material resources of a country by leaving its economic territory.
<b>Goods</b>	All movable property, including electricity.
<b>FOB-type value</b>	Valuation principle when the value includes the transaction value of the goods and the value of services performed to deliver goods to the border of the exporting country.
<b>Imports</b>	Goods which add to the stock of material resources of a country by entering its economic territory.
<b>Industrial plant</b>	A combination of machines, apparatus, appliances, equipment, instruments and materials which together make up large-scale, stationary units producing goods or providing services.
<b>National statistical authority (NSA)</b>	Within the meaning of the Extrastat and Intrastat Regulations, the national statistical institutes and other bodies responsible in each Member State for producing international trade in goods statistics.

<b>Provider of statistical information (PSI)</b>	Any business, 'institutional' body (e.g. public and non-profit institution, school, hospital) or individual who provides statistical information.
<b>Transit</b>	Operation/movements of goods when the goods are transported through the reporting economy on the way to their final destination without any halt or with a halt only inherent to the transport.
<b>Quantity of the goods</b>	The quantity of the goods can be expressed in two ways: <ul style="list-style-type: none"> <li>• as net mass, i.e. the actual mass of the goods excluding all packaging; or</li> <li>• in supplementary units, i.e. units measuring quantity other than net mass, as detailed in the annual Commission regulation updating the Combined Nomenclature.</li> </ul>
<b>Reference period</b>	The calendar year and month in which the goods are imported or exported.  When the customs declaration is the source of records on imports and exports, the reference period indicates the calendar year and month when the declaration is accepted by customs authorities.
<b>Staggered consignments</b>	Staggered consignments means the delivery of components of a complete item in an unassembled or disassembled state, which are shipped during more than one reference period for commercial or transport-related reasons.
<b>Statistical value</b>	The statistical value is based on the value of the goods at the time and place they cross the border of the Member State of destination on import or of the Member State of actual export on export.  Statistical value includes the transport and insurance costs incurred in delivering the goods from the place of their departure to the border of the importing or exporting Member State.
<b>Quasi transit</b>	Operation when goods are imported by non-residents into the reporting economy from outside the EU and subsequently re-exported to another Member State as well as when the goods exported from a Member State to a non-EU country are cleared for export in another Member State.
<b>Union Customs Code</b>	Regulation (EU) No 952/2013 of the European Parliament and of the Council setting the general rules and procedures applicable to goods brought into or out of the customs territory of the EU.  This new code aims to facilitate trade by simplifying and computerising customs procedures and ensuring the interoperability between the IT systems of the 28 customs administrations, while ensuring a high level of safety and security at the external borders.
<b>Union goods</b>	<ul style="list-style-type: none"> <li>• Goods entirely obtained in the customs territory of the European Union, without the addition of goods from non-EU countries or territories which are not part of the customs territory of the Community;</li> <li>• Goods from non-EU countries or territories which are not part of the customs territory of the European Union which have been released for free circulation in a Member State; and</li> <li>• Goods obtained in the customs territory of the European Union either exclusively from the goods referred to in point a or from those referred to in points a and b;</li> </ul>
<b>Union status</b>	A product is said to have Union status if it meets the criteria of the 'Union

good' as described above.

**VIIES**

The VAT Information Exchange System (VIIES) enables:

- businesses rapidly to obtain confirmation of the VAT numbers of their intra-EU trading partners; and
- Tax administrations to monitor and control the flow of intra-EU trade to detect all kinds of irregularity.

**Note:** [Eurostat's Concepts and Definitions Database \(CODED web site\)](#) contains definitions of key terminology and concepts used within the European Statistical System (ESS).





## **GETTING IN TOUCH WITH THE EU**

### **In person**

All over the European Union there are hundreds of Europe Direct information centres. You can find the address of the centre nearest you at: [https://europa.eu/european-union/contact\\_en](https://europa.eu/european-union/contact_en)

### **On the phone or by email**

Europe Direct is a service that answers your questions about the European Union. You can contact this service:

- by freephone: 00 800 6 7 8 9 10 11 (certain operators may charge for these calls),
- at the following standard number: +32 22999696 or
- by email via: [https://europa.eu/european-union/contact\\_en](https://europa.eu/european-union/contact_en)

## **FINDING INFORMATION ABOUT THE EU**

### **Online**

Information about the European Union in all the official languages of the EU is available on the Europa website at: [https://europa.eu/european-union/index\\_en](https://europa.eu/european-union/index_en)

### **EU publications**

You can download or order free and priced EU publications at: <https://op.europa.eu/en/publications>. Multiple copies of free publications may be obtained by contacting Europe Direct or your local information centre (see [https://europa.eu/european-union/contact\\_en](https://europa.eu/european-union/contact_en)).

### **EU law and related documents**

For access to legal information from the EU, including all EU law since 1952 in all the official language versions, go to EUR-Lex at: <http://eur-lex.europa.eu>

### **Open data from the EU**

The EU Open Data Portal (<http://data.europa.eu/euodp/en>) provides access to datasets from the EU. Data can be downloaded and reused for free, for both commercial and non-commercial purposes.

# User guide on European statistics on international trade in goods

The purpose of this guide is to explain to a wide range of users how the statistics relating to trade in goods, both between EU Member States and with non-EU countries, are collected, compiled, processed and published at European level. The different issues are tackled in a question and answer format.

---

**For more information**

**<http://ec.europa.eu/eurostat/>**

