







TABLE OF CONTENTS

 INTRODUCTION	9
Further improvements	11
The regions of the European Union	11
The regions of the candidate countries	11
For further information	12
 AGRICULTURAL STATISTICS	13
Introduction	15
Regional diversity in agriculture	15
The agricultural workforce	19
Agriculture as a business	20
 POPULATION	25
Introduction	27
Population density	27
Population change	28
Dependency ratios	34
 REGIONAL GROSS DOMESTIC PRODUCT	39
Introduction	41
Method of estimating regional GDP	41
Regional GDP as a measure of prosperity	42
Methodology	42
Major regional differences in per capita GDP	43
Regional GDP as a measure of productivity	45
Regional GDP and employment	46
 LABOUR FORCE SURVEY	51
Introduction	53
Methodological notes	53
Part-time work	54
Working women	56
Older people	57
The employment rate (general)	57
The employment rate for women	59
 SCIENCE AND TECHNOLOGY	61

Introduction	63
Methodological notes	63
R & D expenditure and personnel	65
Patent applications	68
Employment in high technology sectors	70
 TOURISM	73
Introduction	75
Methodological notes	75
Tourist infrastructure	75
Occupancy data	80
Conclusion	82
 TRANSPORT	83
Introduction	85
Methodological notes	85
Transport infrastructure	85
Transport equipment	87
Transport of goods and passengers	90
Road transport	90
Sea transport	91
Air transport	94
Safety	94
Conclusion	95
 REGIONAL UNEMPLOYMENT	97
Unemployment trends in Europe	99
Estimation procedures for determining regional unemployment rates	99
Margins of variation within the Member States	101
Youth unemployment	102
The gap between the sexes	105
The problem of long-term unemployment	107
Regional unemployment and economic growth	108
 EUROPEAN UNION: NUTS 2 REGIONS	111
 REGIONS IN THE CANDIDATE COUNTRIES	113
 INSTALLATION OF THE CD-ROM	115