

Asylum applicants considered to be unaccompanied minors

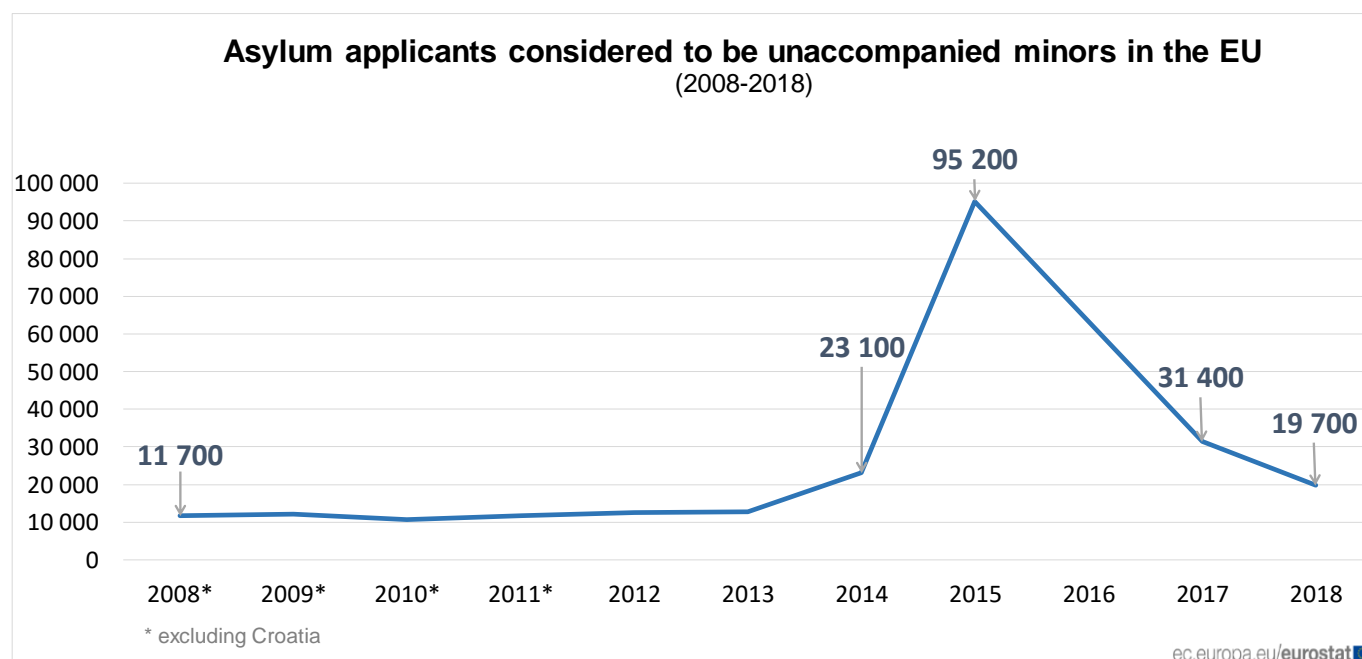
Almost 20 000 unaccompanied minors among asylum seekers registered in the EU in 2018

One fourth are Afghans or Eritreans

In 2018, 19 700 asylum seekers applying for international protection in the Member States of the **European Union** (EU) were considered to be unaccompanied minors. This is down by more than one third compared with 2017 (31 400) and below the 2014 level (23 100), when the first increase was observed after remaining at a relatively constant level of around 12 000 per year between 2008 and 2013. In 2018, at the EU level, unaccompanied minors accounted for 10% of all asylum applicants aged less than 18.

In 2018, a majority of unaccompanied minors were males (86%). Three quarters were aged 16 to 17 (14 800 persons), while those aged 14 to 15 accounted for 17% (3 400 persons) and those aged less than 14 for 7% (1 400 persons). Over half of asylum applicants considered to be unaccompanied minors in the **EU** in 2018 were the citizens of six countries: **Afghanistan** (16%), **Eritrea** (10%), **Pakistan** or **Syria** (both 7%) and **Guinea** or **Iraq** (both 6%).

This information is issued by **Eurostat, the statistical office of the European Union**.



Four in ten unaccompanied minors applied for asylum in Germany or Italy

In 2018, the highest number of asylum applicants considered to be unaccompanied minors was registered in **Germany** (4 100 unaccompanied minors, or 21% of all those registered in the EU Member States), followed by **Italy** (3 900, or 20%), the **United Kingdom** (2 900, or 15%) and **Greece** (2 600, or 13%). Among the Member States with more than 1 000 asylum seekers considered to be unaccompanied minors in 2018, numbers rose most compared with the previous year in the **United Kingdom** (700 more unaccompanied minors in 2018 than in 2017, or +30%) ahead of **Greece** (200 more unaccompanied minors in 2018 than in 2017, or +8%). By contrast, the largest decreases among Member States with more than 1 000 asylum seekers were recorded in **Italy** (6 100 fewer unaccompanied minors in 2018 than in 2017, or -61%) and **Germany** (5 000 fewer, or -55%).

Over half of asylum seekers below 18 years old were unaccompanied minors in Slovenia and Bulgaria

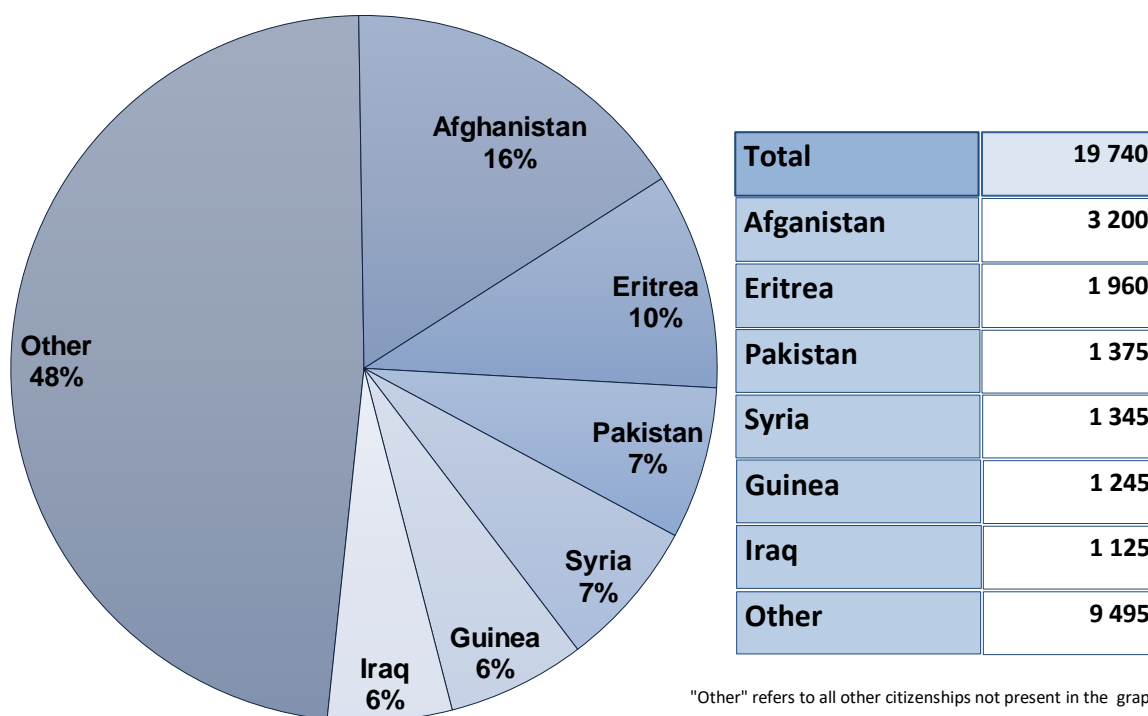
The largest shares of unaccompanied minors among all minor asylum applicants in 2018 were recorded in **Slovenia** (70%) and **Bulgaria** (57%), followed by the **United Kingdom** (31%), **Romania** (25%), **Cyprus** (24%), **Denmark**, the **Netherlands** and **Slovakia** (all 22%).

Above half of unaccompanied minors were citizens of six countries: Afghanistan, Eritrea, Pakistan, Syria, Guinea or Iraq

Of the 3 200 **Afghans** considered to be unaccompanied minors in the EU in 2018, almost half were registered in two countries: **Greece** (800 applicants) or **Germany** (700). **Afghans** represented the most numerous citizenship of asylum seekers considered to be unaccompanied minors in eight EU Member States.

Of the 2 000 **Eritreans** seeking protection in the EU Member States and considered to be unaccompanied minors in 2018, 3 in 10 applied in the **United Kingdom** (600), while of the 1 400 **Pakistanis**, 6 out of 10 applied for asylum in **Greece** (800). Of the 1 300 **Syrians** registered as unaccompanied minors 3 in 10 applied in **Greece** (400), while of the 1 200 **Guineans** more than 70% applied in **Germany** (500) or **Italy** (400). More than half of the 1 100 **Iraqis** registered as unaccompanied minors, applied in the **United Kingdom** or **Germany** (both 300).

Asylum applicants considered unaccompanied minors in the EU, 2018
(number of applicants by country of citizenship, share in the EU total)



The source dataset can be found [here](#).

Geographical information

The **European Union** (EU) includes Belgium, Bulgaria, Czechia, Denmark, Germany, Estonia, Ireland, Greece, Spain, France, Croatia, Italy, Cyprus, Latvia, Lithuania, Luxembourg, Hungary, Malta, the Netherlands, Austria, Poland, Portugal, Romania, Slovenia, Slovakia, Finland, Sweden and the United Kingdom.

Methods and definitions

Data on asylum are provided to Eurostat by the Ministries of Interior, Justice or immigration agencies of the Member States according to the provisions of Article 4 of the Regulation (EC) 862/2007 of 11 July 2007 on Community statistics on migration and international protection.

An **asylum applicant considered to be an unaccompanied minor** is a minor (aged less than 18) who arrives on the territory of the Member States unaccompanied by an adult responsible for him or her whether by law or by the practice of the Member State concerned, and for as long as he or she is not effectively taken into the care of such a person. It includes a minor who is left unaccompanied after he or she has entered the territory of the Member States. 'Asylum applicants considered to be unaccompanied minors' refer to all applicants for international protection who are considered by the national authority to be unaccompanied minors during the reference period. The age of unaccompanied minors reported by Member States shall refer to the age accepted by the national asylum authority. In case the national authority carries out an age assessment procedure in relation to the applicant claiming to be an unaccompanied minor, the age reported shall be the age determined by the age assessment procedure.

'**Application for international protection**' means an application for international protection as defined in Art. 2(h) of Council Directive 2011/95/EU, i.e. including requests for refugee status or for subsidiary protection status, irrespective of whether the application was lodged on arrival at the border, or from inside the country, and irrespective of whether the person entered the territory legally (e.g. as a tourist) or illegally.

For more information

Eurostat [database](#) on asylum and managed migration

Eurostat [metadata](#) on asylum applications statistics

Eurostat [news release 46/2019](#) of 14 March 2019 on asylum applicants in 2018.

Eurostat [news release 71/2019](#) of 25 April 2019 on asylum decisions in 2018.

Eurostat [Statistics Explained article](#) on asylum quarterly data.

Eurostat [Statistics Explained article](#) on asylum annual data.

Issued by: **Eurostat Press Office**


Renata PALEN
Tel: +352-4301-33 444
eurostat-pressoffice@ec.europa.eu

 ec.europa.eu/eurostat/
 [@EU_Eurostat](https://twitter.com/EU_Eurostat)
 [EurostatStatistics](https://www.facebook.com/EurostatStatistics)

Production of data:

Gabor KURZ
Tel: +352 4301-32 859
Gabor.KURZ@ec.europa.eu

Piotr JUCHNO
Tel: +352-4301-36 240
piotr.juchno@ec.europa.eu

 **Media requests:** Eurostat media support / Tel: +352-4301-33 408 / eurostat-mediasupport@ec.europa.eu

Asylum applicants considered unaccompanied minors in the EU Member States, 2018

	Total number 2017	Total number 2018	of which:		Share in all minor applicants (%)	Share in EU total (%)
			Males (%)	Aged below 14 (%)		
EU	31 395	19 740	85.8	7.3	10.3*	100.0
Belgium	735	810	83.4	10.4	12.3	4.1
Bulgaria	440	480	95.4	8.3	57.1	2.4
Czechia	0	0	-	-	-	-
Denmark	460	240	89.2	12.0	21.8	1.2
Germany	9 085	4 085	79.9	9.1	4.8	20.7
Estonia	0	0	-	-	-	-
Ireland	30	15	88.2	0.0	2.0	0.1
Greece	2 455	2 640	92.6	6.8	12.1	13.4
Spain	20	75	76.6	10.4	0.7	0.4
France	590	740	75.6	5.3	3.1	3.8
Croatia	40	25	91.7	20.8	10.7	0.1
Italy	10 005	3 885	91.2	0.9	-**	19.7
Cyprus	225	260	73.7	3.9	23.7	1.3
Latvia	10	5	-	-	-	-
Lithuania	0	0	-	-	-	-
Luxembourg	50	35	88.9	16.7	5.9	0.2
Hungary	230	40	97.6	33.3	11.7	0.2
Malta	5	5	-	-	-	-
Netherlands	1 180	1 225	82.3	10.7	22.2	6.2
Austria	1 350	390	84.4	12.8	5.9	2.0
Poland	115	125	56.8	72.8	6.7	0.6
Portugal	40	40	73.7	5.3	12.6	0.2
Romania	265	135	77.9	28.7	24.6	0.7
Slovenia	390	555	98.4	3.2	70.3	2.8
Slovakia	10	10	-	-	-	-
Finland	175	105	71.0	18.7	9.6	0.5
Sweden	1 285	930	73.4	22.0	14.6	4.7
United Kingdom	2 205	2 870	88.6	2.4	31.3	14.5
Iceland	10	5	-	-	-	-
Liechtenstein	0	0	-	-	-	-
Norway	175	145	74.1	20.3	17.8	-
Switzerland	765	435	83.7	10.8	7.0	-

Data are rounded to the nearest five. Parts may not add up to total due to rounding. 0 means 2 or fewer.

Provided percentages are based on exact data, excluding the category "unknown" for both sex and age.

* Provisional.

** Calculation of share not made due to underestimation of the total number of minor asylum applicants in Italy.

- Not applicable or not available (no calculations made if rounded number of unaccompanied minors is 10 or less).

The source dataset can be found [here](#) by sex and [here](#) by age group.

Asylum applicants considered unaccompanied minors, by country of citizenship, 2018

	Applicants	Three main citizenships of asylum applicants considered unaccompanied minors								
	#	First citizenship	#	%	Second citizenship	#	%	Third citizenship	#	%
EU	19 740	Afghanistan	3 200	16	Eritrea	1 960	10	Pakistan	1 375	7
Belgium	810	Afghanistan	275	34	Guinea	105	13	Eritrea	80	10
Bulgaria	480	Afghanistan	365	75	Iraq	75	16	Pakistan	20	4
Czechia	0	-	-	-	-	-	-	-	-	-
Denmark	240	Morocco	75	30	Algeria	30	12	Afghanistan	20	9
Germany	4 085	Afghanistan	715	18	Somalia	575	14	Guinea	525	13
Estonia	0	-	-	-	-	-	-	-	-	-
Ireland	15	Albania	5	-	-	-	-	-	-	-
Greece	2 640	Pakistan	800	30	Afghanistan	790	30	Syria	365	14
Spain	75	Guinea	15	19	Eritrea	10	-	Sudan	5	-
France	740	Afghanistan	250	34	Democratic Republic of the Congo	60	8	Guinea	55	8
Croatia	25	Afghanistan	10	-	-	-	-	-	-	-
Italy	3 885	Gambia	645	17	Nigeria	415	11	Guinea	385	10
Cyprus	260	Syria	100	39	Somalia	65	24	Cameroon	35	13
Latvia	5	Vietnam	5	-	-	-	-	-	-	-
Lithuania	0	-	-	-	-	-	-	-	-	-
Luxembourg	35	Eritrea	5	-	Afghanistan	5	-	Albania	5	-
Hungary	40	Afghanistan	25	60	Pakistan	10	-	Syria	5	-
Malta	5	-	-	-	-	-	-	-	-	-
Netherlands	1 225	Eritrea	430	35	Syria	170	14	Morocco	145	12
Austria	390	Afghanistan	165	42	Nigeria	45	11	Syria	40	10
Poland	125	Russia	75	60	Afghanistan	20	15	Vietnam	10	-
Portugal	40	Democratic Republic of the Congo	10	-	Guinea	10	-	Guinea-Bissau	5	-
Romania	135	Iraq	100	72	Bangladesh	15	11	Afghanistan	5	-
Slovenia	555	Pakistan	220	40	Afghanistan	130	24	Algeria	75	14
Slovakia	10	Afghanistan	5	-	Pakistan	5	-	-	-	-
Finland	105	Iraq	20	19	Afghanistan	10	-	Somalia	10	-
Sweden	930	Syria	135	15	Morocco	115	12	Somalia	105	11
United Kingdom	2 870	Eritrea	620	22	Sudan	460	16	Vietnam	310	11
Iceland	5	-	-	-	-	-	-	-	-	-
Liechtenstein	0	-	-	-	-	-	-	-	-	-
Norway	145	Syria	40	27	Afghanistan	35	24	Eritrea	30	22
Switzerland	435	Afghanistan	105	24	Eritrea	50	12	Somalia	50	12

Data are rounded to the nearest five. Parts may not add up to total due to rounding. 0 means 2 or fewer.

Countries of citizenship are ranked based on exact data; in case of same value the selection of countries of citizenship is based on alphabetical order. Provided percentages are based on exact data.

- Not applicable or not available (no calculations made if rounded number of unaccompanied minors is 10 or less).

The source dataset can be found [here](#).