

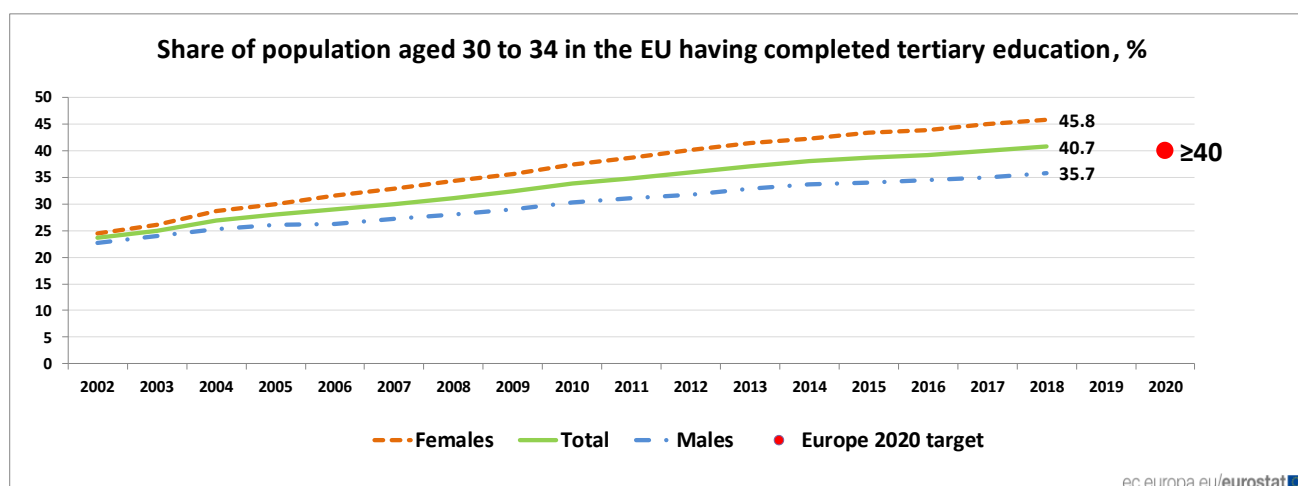
Europe 2020 education indicators in 2018

The EU has reached its target for share of persons aged 30 to 34 with tertiary education

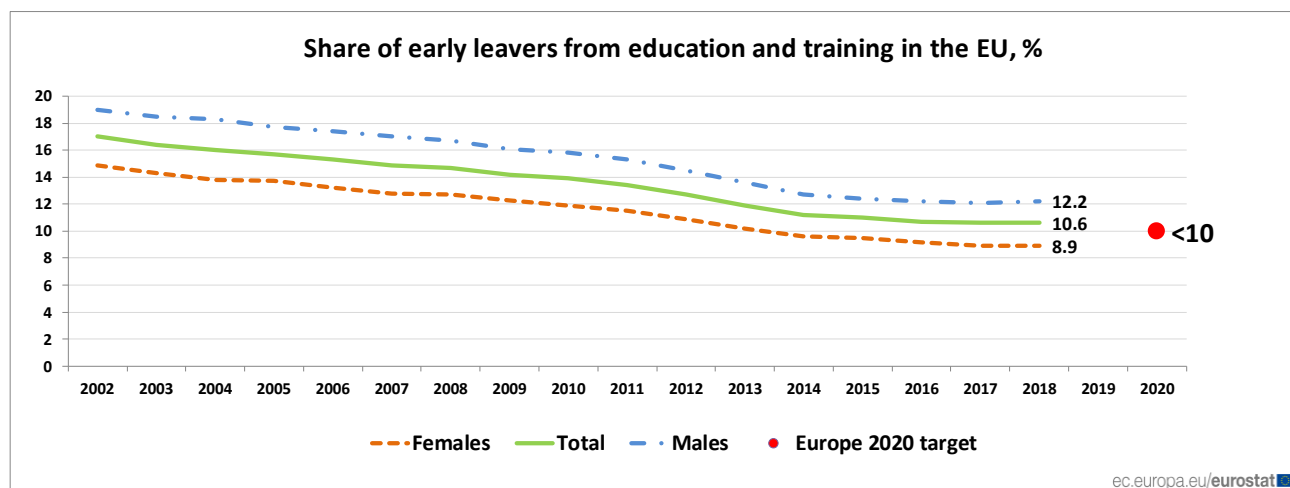
...only 0.6 pp away from the target for early leavers from education and training

Today, **Eurostat, the statistical office of the European Union**, publishes the most recent data for the EU and its Member States on achievement against the two Europe 2020 education headline targets.

The Europe 2020 strategy's target is that at least 40% of 30-34-year-olds in the **European Union (EU)** should have completed tertiary education by 2020. Reaching the level of 40.7%, the **EU** crossed this threshold in 2018. Since 2002 when the series started at 23.6%, there has been a steady increase. This growth pattern was even more significant for women (from 24.5% in 2002 to 45.8% in 2018) than for men (from 22.6% to 35.7%), meaning women are above and men still below the overall Europe 2020 target.



Meanwhile, the share of early leavers from education and training (aged 18-24) has steadily decreased in the **EU**, from 17.0% in 2002 to 10.6% in 2018. Young women (8.9%) are less affected than young men (12.2%). The Europe 2020 target is to reduce the rates of early school leaving in the **EU** to below 10% by 2020.



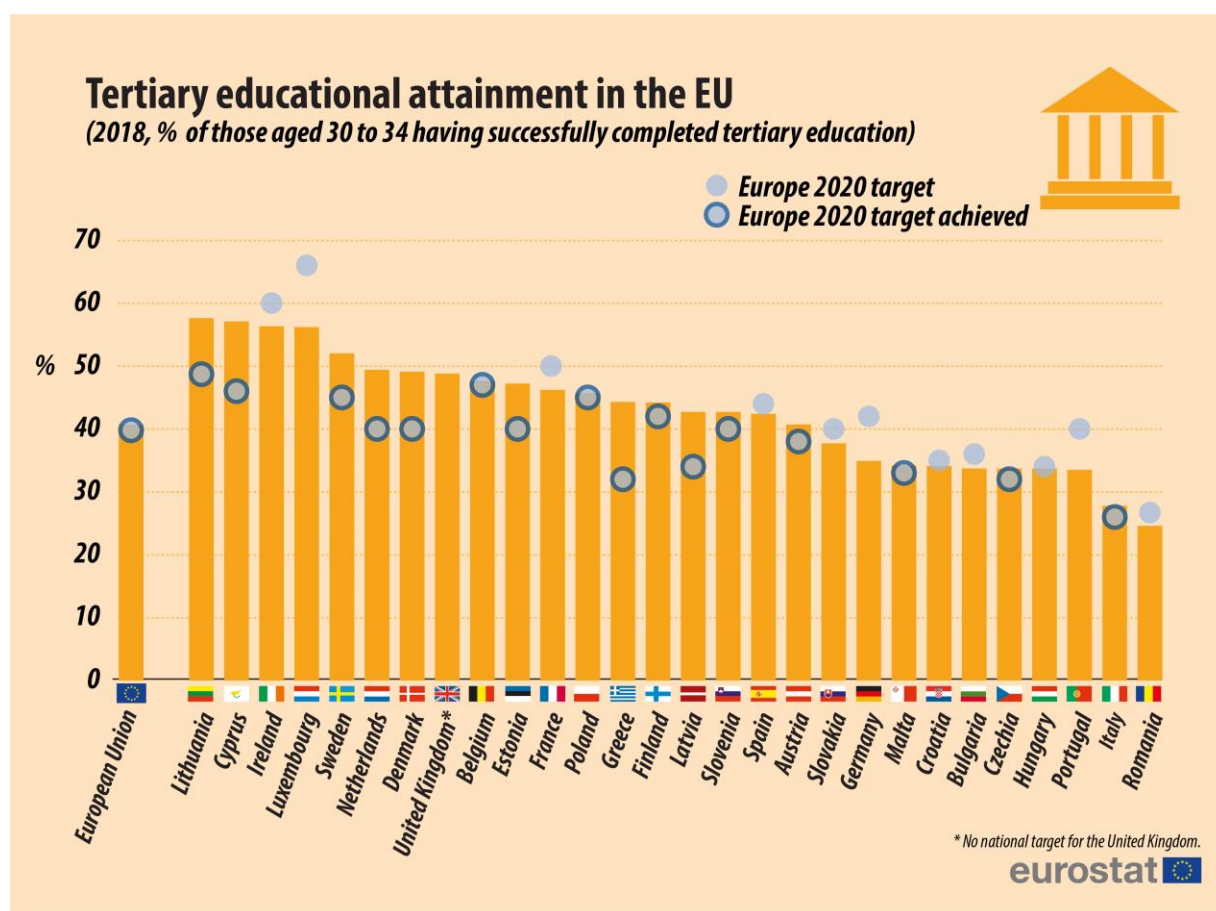
Highest share of those aged 30-34 with tertiary education in Lithuania and Cyprus, lowest in Romania and Italy

In 2018, the proportion of those aged 30 to 34 who had completed tertiary education increased compared with 2002 in every Member State for which the time-series is available.

In 2018, at least half of the population aged 30 to 34 had completed tertiary education in **Lithuania** (57.6%), **Cyprus** (57.1%), **Ireland** (56.3%), **Luxembourg** (56.2%) and **Sweden** (52.0%). At the opposite end of the scale, the lowest proportions were observed in **Romania** (24.6%) and **Italy** (27.8%).

Sixteen Member States have already met or exceeded their 2020 national target for this indicator: **Belgium, Czechia, Denmark, Estonia, Greece, Italy, Cyprus, Latvia, Lithuania, Malta, the Netherlands, Austria, Poland, Slovenia, Finland** and **Sweden**.

In 2018, the share of persons aged 30 to 34 who have completed tertiary education is higher for women than men in all Member States.



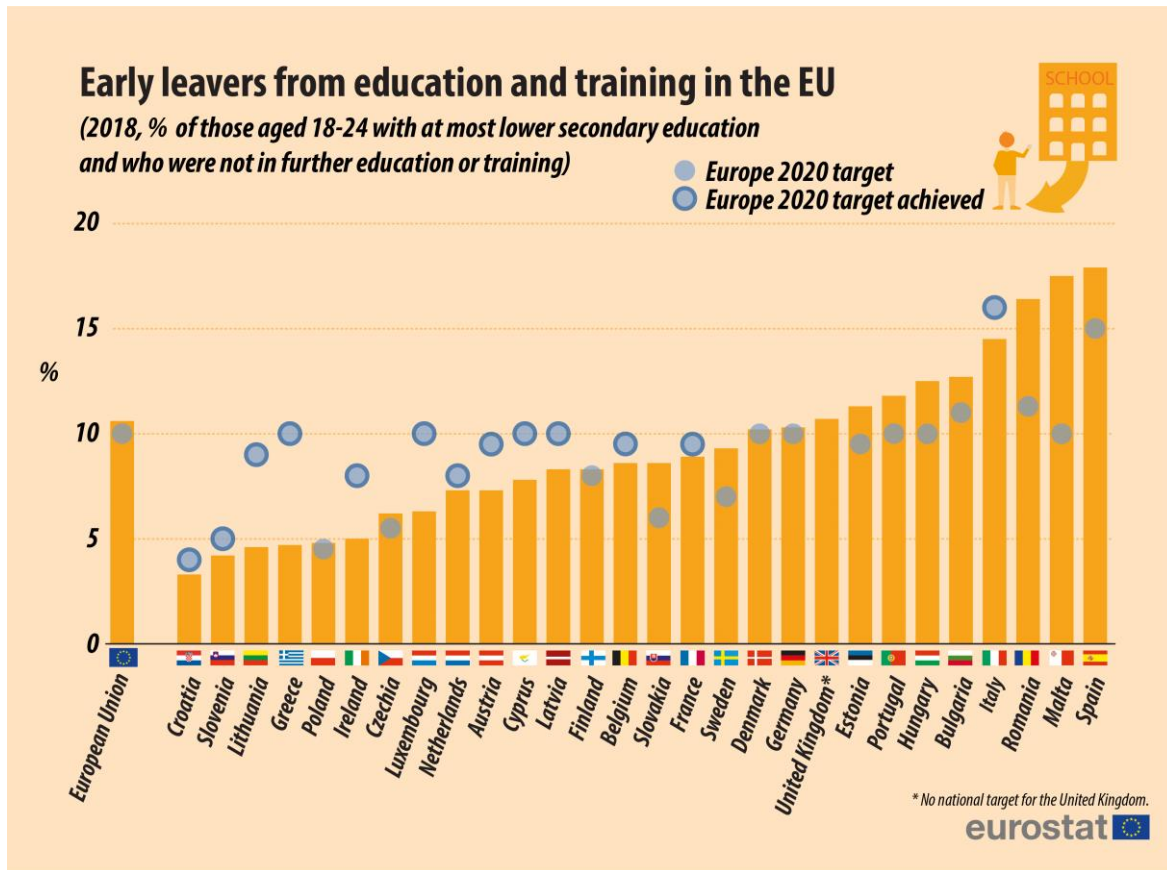
The national target for Germany includes post-secondary non-tertiary education (International Standard Classification of Education 1997 level 4).

Lowest share of 'early school leavers' in Croatia, highest in Spain, Malta and Romania

Compared with 2006, the proportion of early leavers from education and training decreased in 2018 in all Member States, for which the time-series is available, except **Czechia** (increase from 5.1% to 6.2%), **Slovakia** (from 6.6% to 8.6%) and **Sweden** (from 8.6% to 9.3%).

In 2018, the lowest proportions of 'early school leavers' were observed in **Croatia** (3.3%), **Slovenia** (4.2%), **Lithuania** (4.6%), **Greece** (4.7%), **Poland** (4.8%) and **Ireland** (5.0%), while the highest shares were recorded in **Spain** (17.9%), **Malta** (17.5%) and **Romania** (16.4%).

Thirteen Member States have already fulfilled their 2020 national target for this indicator: **Belgium, Ireland, Greece, France, Croatia, Italy, Cyprus, Latvia, Lithuania, Luxembourg, the Netherlands, Austria** and **Slovenia**. In 2018, the share of early leavers from education and training was lower for women than men in every EU Member State, except **Bulgaria** and **Slovakia**.



Geographical information

The **European Union (EU)** includes Belgium, Bulgaria, Czechia, Denmark, Germany, Estonia, Ireland, Greece, Spain, France, Croatia, Italy, Cyprus, Latvia, Lithuania, Luxembourg, Hungary, Malta, the Netherlands, Austria, Poland, Portugal, Romania, Slovenia, Slovakia, Finland, Sweden and the United Kingdom.

Methods and definitions

Europe 2020 education indicators presented in this news release are based on the EU Labour Force Survey.

The indicator related to **tertiary educational attainment** is defined as the percentage of the population aged 30-34 who have successfully completed tertiary studies (e.g. university, higher technical institution, etc.). This educational attainment refers to ISCED (International Standard Classification of Education) 2011 level 5-8 for data from 2014 onwards and to ISCED 1997 level 5-6 for data up to 2013. The change of ISCED has no impact on the comparability over time of this indicator for all Member States, except Austria.

The indicator **early leavers from education and training** is defined as the percentage of the population aged 18-24 with at most lower secondary education and who were not in further education or training during the last four weeks preceding the survey. Lower secondary education refers to ISCED (International Standard Classification of Education) 2011 level 0-2 for data from 2014 onwards and to ISCED 1997 level 0-3C short for data up to 2013. The change of ISCED has no impact on the comparability over time of this indicator for all Member States, except Estonia.

For more information

Eurostat [website section](#) dedicated to EU benchmarks indicators on education and training.

Eurostat [database](#) on education and training.

Eurostat [Statistics Explained on-line publication](#) on facts and figures about education and training in the EU.

[Eurostat news release 72/2019](#) of 25 April 2019 on Europe 2020 employment indicators.

The European Commission [website](#) dedicated to the Europe 2020 strategy.

Issued by: **Eurostat Press Office:**

Renata PALEN
Tel: +352-4301-33 444
eurostat-pressoffice@ec.europa.eu

Production of data:

Sabine GAGEL
Tel: +352-4301-36 734
sabine.gagel@ec.europa.eu

Élodie CAYOTTE
Tel: +352-4301-34 416
elodie.cayotte@ec.europa.eu

[f](#) EurostatStatistics [t](#) @EU Eurostat [www](#) ec.europa.eu/eurostat

[?](#) Media requests: Eurostat media support / Tel: +352-4301-33 408 / eurostat-mediasupport@ec.europa.eu

ec.europa.eu/eurostat

Tertiary educational attainment
(% of those aged 30 to 34 having successfully completed tertiary education)

	2002			2018			Headline target Europe 2020
	Total	Men	Women	Total	Men	Women	
EU	23.6	22.6	24.5	40.7	35.7	45.8	40.0
Belgium	35.2	31.5	39.0	47.6	40.6	54.5	47.0
Bulgaria	23.2	17.7	28.8	33.7	27.0	40.8	36.0
Czechia	12.6	13.7	11.4	33.7	27.3	40.6	32.0
Denmark	34.2	28.7	39.4	49.1	41.8	56.6	40.0
Germany	24.2	26.8	21.4	34.9	34.5	35.4	42.0*
Estonia	27.7	22.7	32.7	47.2	37.7	57.5	40.0
Ireland	32.0	30.9	33.0	56.3	51.7	60.4	60.0
Greece	23.5	22.2	24.9	44.3	37.5	51.3	32.0
Spain	34.4	31.7	37.2	42.4	36.1	48.6	44.0
France	31.5	29.0	34.0	46.2	41.0	51.2	50.0
Croatia	16.2	(14.8)	17.6	34.1	26.5	41.9	35.0
Italy	13.1	12.0	14.2	27.8	21.7	34.0	26.0
Cyprus	36.0	35.9	36.1	57.1	49.2	64.4	46.0
Latvia	17.3	12.6	21.9	42.7	30.6	55.2	34.0
Lithuania	23.4	(17.0)	29.6	57.6	47.5	68.2	48.7
Luxembourg	:	:	:	56.2	52.5	59.8	66.0
Hungary	14.4	12.8	16.1	33.7	27.3	40.5	34.0
Malta	9.3	10.3	8.2	34.2	31.7	37.0	33.0
Netherlands	28.6	27.8	29.3	49.4	46.2	52.6	40.0
Austria	:	:	:	40.7	37.2	44.2	38.0
Poland	14.4	12.2	16.7	45.7	36.3	55.5	45.0
Portugal	12.9	9.0	16.7	33.5	24.1	42.5	40.0
Romania	9.1	9.1	9.0	24.6	21.4	28.1	26.7
Slovenia	20.7	12.9	29.1	42.7	31.6	56.3	40.0
Slovakia	10.5	9.7	11.2	37.7	31.1	44.6	40.0
Finland	41.2	33.4	49.3	44.2	36.2	52.5	42.0
Sweden	28.3	25.5	31.2	52.0	45.3	59.1	45.0
United Kingdom	31.5	32.4	30.7	48.8	45.5	52.0	x
Iceland	33.6	33.7	33.5	51.7	41.2	63.6	-
Norway	43.4	40.2	46.8	50.6	44.8	56.6	-
Switzerland	30.0	39.3	20.8	55.0	55.1	54.9	-
Montenegro	:	:	:	32.4	29.3	35.5	-
North Macedonia	:	:	:	33.3	26.4	40.4	-
Serbia	:	:	:	32.8	26.4	39.4	-
Turkey	:	:	:	28.8	30.2	27.4	-

National targets as reported in European Semester 2017.

* The national target for Germany includes post-secondary non-tertiary education (ISCED 1997 level 4).

: Break in the series for Luxembourg in 2009 and 2015 and for Austria in 2014. Data not comparable before those years and therefore not shown.

() Data with reduced reliability due to sample size.

x No national target for the United Kingdom.

- Not applicable

The source dataset can be found [here](#).

Early leavers from education and training

(% of the population aged 18-24 with at most lower secondary education and who are currently not in further education or training)

	2006			2018			Headline target Europe 2020
	Total	Men	Women	Total	Men	Women	
EU	15.3	17.4	13.2	10.6	12.2	8.9	10.0
Belgium	12.6	15.1	10.0	8.6	10.6	6.5	9.5
Bulgaria	17.3	17.7	17.0	12.7	12.6	12.8	11.0
Czechia	5.1	5.4	4.9	6.2	6.4	6.1	5.5
Denmark	:	:	:	10.2	12.5	7.8	10.0
Germany	13.7	14.0	13.4	10.3	11.5	9.1	10.0
Estonia	:	:	:	11.3	16.1	6.4	9.5
Ireland	12.3	15.5	8.9	5.0	6.1	3.9	8.0
Greece	15.1	19.6	10.6	4.7	5.7	3.6	10.0
Spain	30.3	36.7	23.6	17.9	21.7	14.0	15.0
France	:	:	:	8.9	10.8	6.9	9.5
Croatia	(4.7)	(5.3)	(4.1)	3.3	(3.5)	(3.1)	4.0
Italy	20.4	23.8	17.0	14.5	16.5	12.3	16.0
Cyprus	14.9	22.5	8.2	7.8	9.9	6.0	10.0
Latvia	15.6	19.3	11.5	8.3	11.4	5.0	10.0
Lithuania	8.8	(11.5)	(6.0)	4.6	6.1	(3.0)	9.0
Luxembourg	:	:	:	6.3	6.8	5.9	10.0
Hungary	12.5	13.7	11.3	12.5	12.6	12.3	10.0
Malta	32.2	36.1	28.1	17.5	19.4	15.5	10.0
Netherlands	12.9	15.5	10.2	7.3	9.3	5.3	8.0
Austria	10.0	10.3	9.8	7.3	8.9	5.7	9.5
Poland	5.4	6.9	3.9	4.8	5.8	3.7	4.5
Portugal	38.5	46.1	30.7	11.8	14.7	8.7	10.0
Romania	17.9	17.8	18.0	16.4	16.7	16.1	11.3
Slovenia	5.6	7.1	(4.0)	4.2	(5.3)	(3.0)	5.0
Slovakia	6.6	7.3	5.8	8.6	8.3	8.8	6.0
Finland	9.7	11.8	7.8	8.3	9.2	7.4	8.0
Sweden	8.6	10.1	7.1	9.3	10.4	8.0	7.0
United Kingdom	:	:	:	10.7	12.2	9.1	x
Iceland	(25.6)	(29.0)	(21.8)	21.5	27.6	14.5	-
Norway	17.8	22.5	13.1	9.9	12.3	7.3	-
Switzerland	9.6	10.7	8.4	4.4	5.4	3.3	-
Montenegro	:	:	:	4.6	(4.4)	(4.9)	-
North Macedonia	22.8	19.9	25.9	7.1	5.6	8.5	-
Serbia	:	:	:	6.8	6.8	6.8	-
Turkey	48.8	41.3	55.6	31.0	30.4	31.6	-

National targets as reported in European Semester 2017.

Due to breaks in the series, data before 2006 have a limited comparability at Member State level.

: Break in the series for Denmark and the United Kingdom in 2007, for Luxembourg in 2009 and 2015, for France in 2013 and for Estonia in 2014. Data not comparable before those years and therefore not shown.

() Data with reduced reliability due to sample size.

x No national target for the United Kingdom.

- Not applicable

The source dataset can be found [here](#).