

17/2019 - 23 January 2019

Tourism in the EU

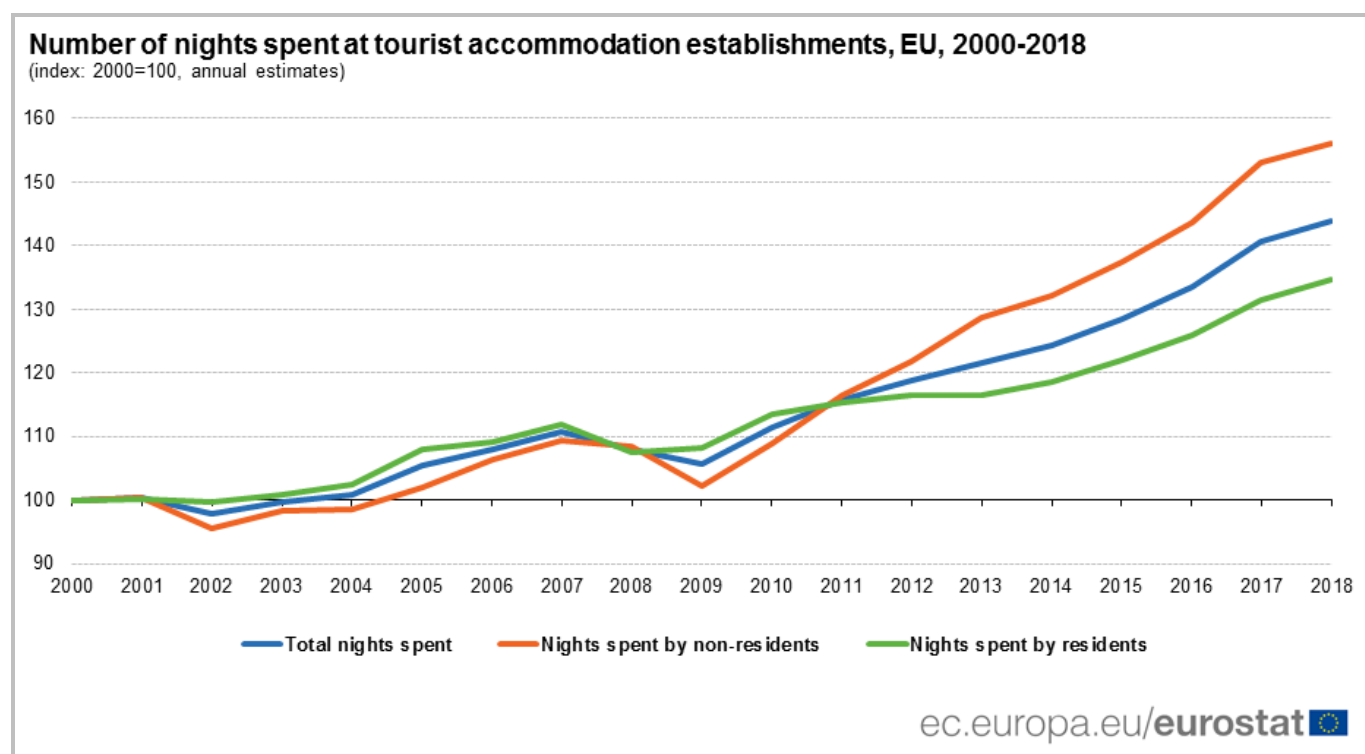
Number of nights spent in the EU up by 2% in 2018

Largest increases in Latvia, Lithuania and Malta

In 2018, the number of nights spent in tourist accommodation establishments in the **European Union (EU)** is expected to have reached more than 3.1 billion, up by 2.2% compared with 2017. Since 2009, there has been a steady increase in the number of nights spent in tourist accommodation establishments in the **EU**, notably driven by the rise in the nights spent by non-residents of the country visited.

In 2018, **Spain** (467 million nights, -0.9% compared with 2017) retained its lead, ahead of **France** (444 mn, +2.4%), **Italy** (429 mn, +1.9%) and **Germany** (419 mn, +4.3%).

These early estimates, which include nights spent whether for business or leisure, come from an [article](#) issued by **Eurostat, the statistical office of the European Union**.



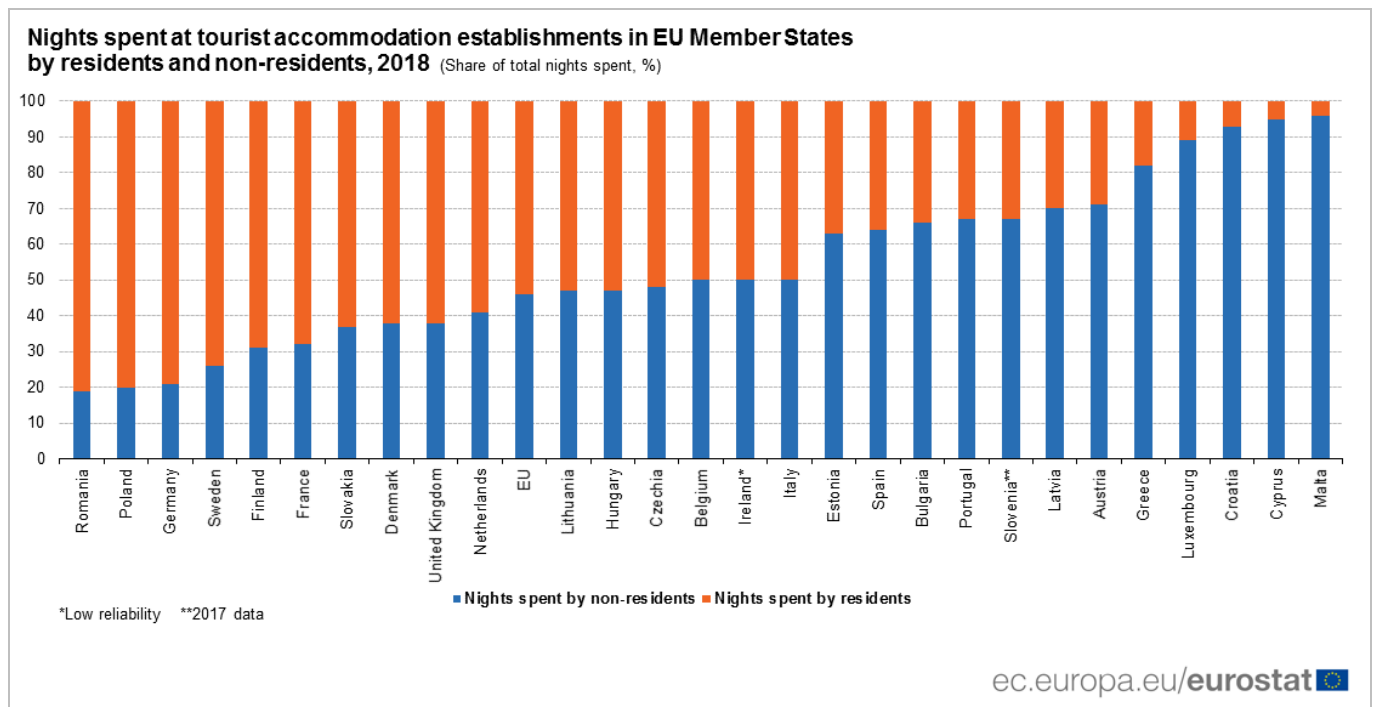
Highest growth in tourism nights in Latvia, Lithuania and Malta

The number of nights spent in tourist accommodation in 2018 grew in nearly all Member States, with the largest increases being observed in **Latvia** (+8.3%), **Lithuania** (+7.7%) and **Malta** (+6.5%), followed by **Poland** (+5.8%), **Romania** (+5.5%) and **Belgium** (+5.4%). In contrast, decreases were registered in **Luxembourg** (-4.3%), **Ireland** (-1.5%) and **Spain** (-0.9%).

Share of nights spent by residents highest in Romania, nights spent by non-residents highest in Malta

In the **EU**, the number of nights spent in tourist accommodation by residents grew slightly faster (+2.3%) between 2017 and 2018 than those spent by non-residents (+2.0%). Almost every EU Member State recorded an increase in the number of tourism nights spent by residents, with the exception of **Greece** (-7.3%) and **Luxembourg** (-4.5%). The highest increases were registered in **Cyprus** (+10.6%), **Malta** (+8.6%) and **Croatia** (+8.4%). Similarly, the number of tourism nights spent by non-residents rose in nearly all Member States, except **Ireland** (-7.4%), **Luxembourg** (-4.2%), **Spain** (-1.6%) and **Portugal** (-0.1%). The largest increases in 2018 were registered in **Latvia** (+10.1%), **Belgium** (+8.9%) and **Lithuania** (+8.0%).

Within the EU Member States, the largest shares of nights spent by residents were recorded in **Romania** (81% of total nights spent), **Poland** (80%), **Germany** (79%) and **Sweden** (74%). In contrast, the largest shares of nights spent by non-residents were registered in **Malta** (96% of total nights spent), **Cyprus** (95%) and **Croatia** (93%).



Nights spent at tourist accommodation establishments

	2018, in millions			Share of nights spent by non-residents in total nights spent, 2018, %	Change 2018/2017, %		
	Total	of which:			Total	of which:	
		Non-residents	Residents			Non-residents	Residents
EU*	3 123.2	1 444.8	1 678.4	46	2.2	2.0	2.3
Belgium	40.8	20.3	20.5	50	5.4	8.9	2.3
Bulgaria	26.9	17.8	9.1	66	3.2	3.9	1.9
Czechia	55.6	26.8	28.8	48	4.5	2.2	6.7
Denmark	33.2	12.6	20.6	38	2.7	5.1	1.3
Germany	418.5	86.7	331.8	21	4.3	4.4	4.3
Estonia	6.6	4.2	2.4	63	2.0	1.0	3.8
Ireland**	33.4	16.6	16.8	50	-1.5	-7.4	5.1
Greece	111.9	91.5	20.4	82	0.5	2.5	-7.3
Spain	467.0	300.9	166.0	64	-0.9	-1.6	0.5
France	443.5	141.3	302.2	32	2.4	5.8	0.9
Croatia	89.4	83.0	6.4	93	3.9	3.5	8.4
Italy	428.7	214.1	214.5	50	1.9	1.7	2.2
Cyprus	17.4	16.5	0.9	95	3.6	3.2	10.6
Latvia	5.4	3.8	1.6	70	8.3	10.1	4.5
Lithuania	7.9	3.7	4.2	47	7.7	8.0	7.5
Luxembourg	2.8	2.5	0.3	89	-4.3	-4.2	-4.5
Hungary	32.8	15.3	17.5	47	3.8	2.7	4.9
Malta	10.2	9.8	0.4	96	6.5	6.4	8.6
Netherlands	117.0	47.5	69.4	41	4.7	7.6	2.8
Austria	124.6	88.7	36.0	71	2.9	3.0	2.5
Poland	88.7	17.7	71.1	20	5.8	5.8	5.8
Portugal	73.3	48.8	24.4	67	1.7	-0.1	5.5
Romania	28.4	5.3	23.1	19	5.5	1.3	6.6
Slovenia***	11.9	8.0	3.9	67	:	:	:
Slovakia	15.1	5.5	9.6	37	3.3	4.3	2.7
Finland	22.2	6.8	15.4	31	1.5	1.2	1.6
Sweden	59.3	15.5	43.8	26	3.0	6.6	1.8
United Kingdom	350.7	133.5	217.2	38	0.9	0.6	1.1
Iceland	9.1	7.8	1.3	86	3.4	2.1	12.1
Liechtenstein	0.2	0.2	0.0	98	8.2	8.8	14.4
Norway	33.9	10.2	23.7	30	1.8	2.2	1.6
Switzerland	55.2	26.6	28.6	48	3.6	4.4	2.9
Montenegro	4.2	3.7	0.4	89	7.5	7.9	3.7
Former Yug. Rep. of Macedonia	2.2	1.5	0.7	67	18.9	22.0	13.1
Serbia	9.3	3.7	5.7	39	12.4	15.5	10.6
Kosovo****	0.3	0.2	0.1	69	11.7	6.9	24.2

Figures may not add up due to rounding

: Data not available

* EU aggregate estimated for the purpose of this publication using available data

** Low reliability

*** 2017 data instead of 2018

**** This designation is without prejudice to positions on status, and is in line with UNSCR 1244/1999 and the ICJ Opinion on the Kosovo declaration of independence.

The source dataset can be found [here](#).

Methods and definitions

Data are collected by the competent national authorities of the Member States and are compiled according to a harmonised methodology established by EU regulations before transmission to Eurostat. Surveys on the occupancy of accommodation establishments are generally conducted on a monthly basis, and cover at least all tourist accommodation establishments having ten or more bed places (for Member States accounting for less than 1% of the total annual number of nights spent at tourist accommodation establishments in the EU: twenty or more bed places).

In this publication, estimates for the entire year 2018 were obtained by extrapolating the evolution for the first ten or eleven months of the year to the remaining months.

Under the Statistical classification of economic activities (NACE Rev. 2), **tourist accommodation establishments** include:

Hotels and similar accommodation (NACE 55.1): Provision of accommodation, rented typically on a daily or weekly basis, principally for short stays by visitors. This includes the provision of furnished accommodation in guest rooms and suites. Services include daily cleaning and bed-making. A range of additional services may be provided such as food and beverage services, parking, laundry services, swimming pools and exercise rooms, recreational facilities as well as conference and convention facilities. It includes accommodation provided by hotels (and similar establishments, for instance operating under the name 'bed & breakfast'), resort hotels, suite/apartment hotels and motels.

Holiday and other short-stay accommodation (NACE 55.2): Provision of accommodation, rented typically on a daily or weekly basis, principally for short stays by visitors, in self-contained space consisting of complete furnished rooms or areas for living/dining and sleeping, with cooking facilities or fully equipped kitchens. This may take the form of apartments or flats in small free-standing multi-storey buildings or clusters of buildings, or single storey bungalows, chalets, cottages and cabins. Very minimal complementary services, if any, are provided. It includes accommodation provided by holiday homes for children and other holiday homes, visitor flats and bungalows, cottages and cabins without housekeeping services and youth hostels and mountain refuges.

Camping grounds, recreational vehicle and trailer parks (NACE 55.3): Accommodation in campgrounds, trailer parks, recreational camps and fishing and hunting camps for short stay visitors, provision of space and facilities for recreational vehicles and protective shelters or plain bivouac facilities for placing tents and/or sleeping bags.

The number of **nights** includes nights spent by both residents and non-residents, whether for business or leisure.

EU aggregate of nights spent by non-residents is the sum of nights spent by EU residents visiting other EU Member States as well as nights spent by non-EU residents.

For more information

Eurostat [website section](#) dedicated to statistics on tourism

Eurostat [database](#) on tourism

Eurostat [Statistics Explained article](#) on nights spent at tourist accommodation establishments.

Issued by: **Eurostat Press Office**

Romina BRONDINO
Tel: +352-4301-33444
eurostat-pressoffice@ec.europa.eu


For further information on the publication:

Krista DIMITRAKOPOULOU
Tel: +352-4301-33298
eurostat-tour@ec.europa.eu

 [EurostatStatistics](#)

 ec.europa.eu/eurostat

 [@EU_Eurostat](#)

 **Media requests:** Eurostat media support / Tel: +352-4301-33 408 / eurostat-mediasupport@ec.europa.eu