

79/2018 - 4 May 2018

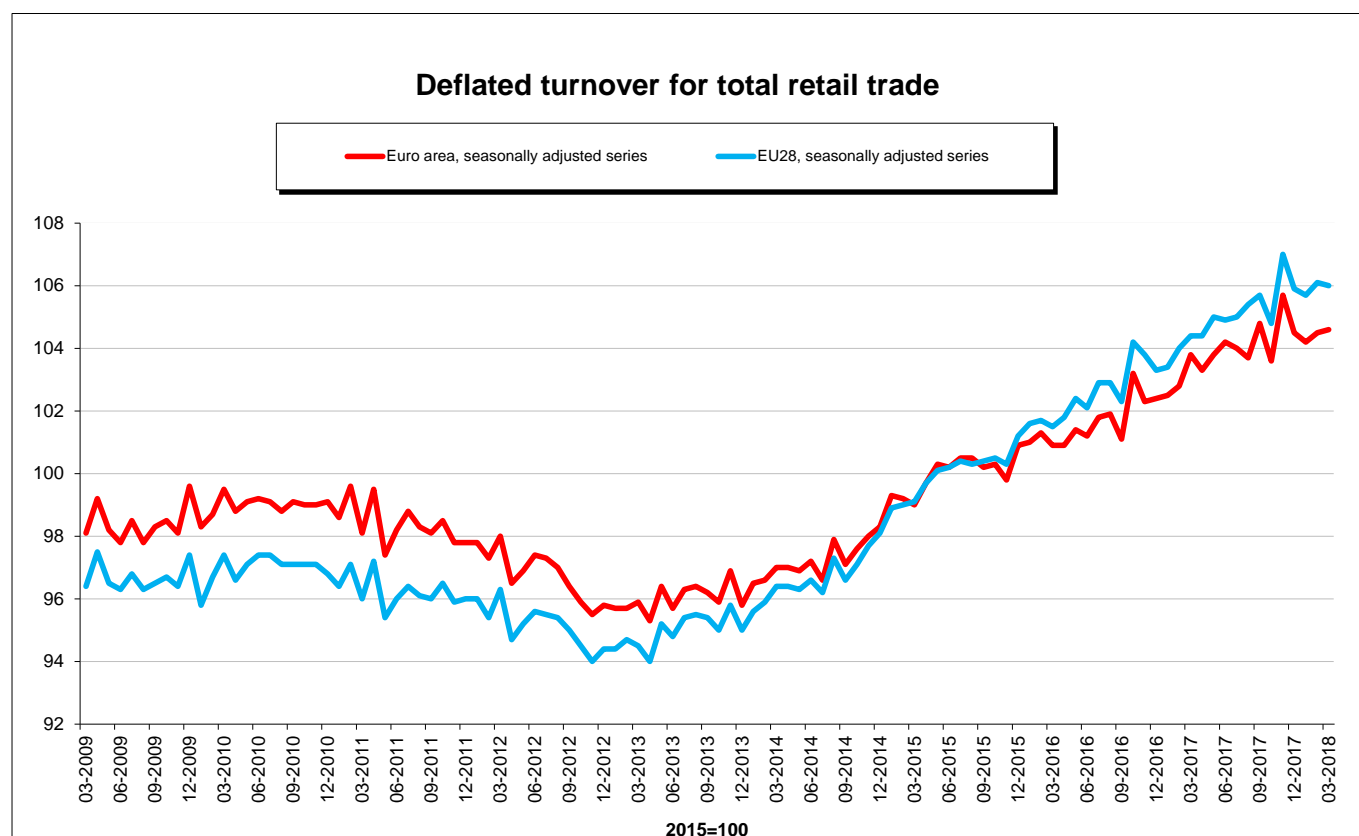
March 2018 compared with February 2018

**Volume of retail trade up by 0.1% in euro area**

Down by 0.1% in EU28

In March 2018 compared with February 2018, the seasonally adjusted volume of retail trade increased by 0.1% in the **euro area** (EA19) and decreased by 0.1% in the **EU28**, according to estimates from **Eurostat, the statistical office of the European Union**. In February, the retail trade volume increased by 0.3% in the **euro area** and by 0.4% in the **EU28**.

In March 2018 compared with March 2017, the calendar adjusted retail sales index increased by 0.8% in the **euro area** and by 1.8% in the **EU28**.



## Monthly comparison by retail sector and by Member State

The 0.1% increase in the volume of retail trade in the **euro area** in March 2018, compared with February 2018, is due to a rise of 0.2% for "food, drinks and tobacco", while non-food products fell by 0.5% and automotive fuels by 0.4%. In the **EU28**, the 0.1% fall in the volume of retail trade is due to a decrease for automotive fuel by 1.2% and for non-food products by 0.3%, while "food, drinks, and tobacco" remains unchanged compared to February.

Among Member States for which data are available, the highest increases in the total retail trade volume were registered in **Latvia** (+2.3%), **Portugal** (+1.8%), **Austria** and **Sweden** (both +1.3%), while decreases were observed in **Ireland** (-1.7%), **Poland** (-0.8%), the **United Kingdom** (-0.7%) and **Germany** (-0.6%).

## Annual comparison by retail sector and by Member State

The 0.8% increase in the volume of retail trade in the **euro area** in March 2018, compared with March 2017, is due to rises of 1.4% for "food, drinks and tobacco", 0.4% for automotive fuel and 0.3% for non-food products. In the **EU28**, the 1.8% increase in retail trade volume is due to rises of 2.0% for food, drinks and tobacco, 1.8% for non-food products and 0.8% for automotive fuels.

Among Member States for which data are available, the highest yearly increases in the total retail trade volume were registered in **Malta** (+8.6%), **Hungary** (+7.2%) and **Latvia** (+6.5%), while decreases were observed in **Germany** (-1.3%) and **Slovenia** (-0.5%).

### Geographical information

The **euro area** (EA19) includes Belgium, Germany, Estonia, Ireland, Greece, Spain, France, Italy, Cyprus, Latvia, Lithuania, Luxembourg, Malta, the Netherlands, Austria, Portugal, Slovenia, Slovakia and Finland.

The **European Union** (EU28) includes Belgium, Bulgaria, the Czech Republic, Denmark, Germany, Estonia, Ireland, Greece, Spain, France, Croatia, Italy, Cyprus, Latvia, Lithuania, Luxembourg, Hungary, Malta, the Netherlands, Austria, Poland, Portugal, Romania, Slovenia, Slovakia, Finland, Sweden and the United Kingdom.

### Methods and definitions

The **index of the volume of retail trade** measures the evolution of the turnover in retail trade, adjusted for price changes (deflated), i.e. the evolution of the total amount of goods sold, based on data adjusted for calendar and seasonal effects.

**Seasonally adjusted** euro area and EU series are calculated by aggregating the seasonally adjusted national data. Eurostat carries out the seasonal adjustment of the data for those countries that do not adjust their data for seasonal effects.

Missing observations from Member States for recent months are estimated for the calculation of the euro area and the EU aggregates.

### Revisions and timetable

Data of previous months have been revised compared to those issued in the News Release [56/2018](#) of 5 April 2018. The monthly percentage change for February 2018 has been revised from +0.1% to +0.3% in the euro area and from +0.2% to +0.4% in the EU28. The annual percentage change remains unchanged at +1.8% in the euro area and +2.0% in the EU28.

### For more information

Eurostat [database section](#) on short-term business statistics

Eurostat [Statistics Explained article](#) on the index of retail trade

The [weights of the Member States](#) in the EU and euro area aggregates

(See file EU-28\_EA-19\_NEWS\_RELEASE\_WEIGHTINGS\_2015)

Eurostat €-indicators [release calendar](#)

Issued by: **Eurostat Press Office**

**Baiba GRANDOVSKA**

**Tel: +352-4301-33 444**


**[eurostat-pressoffice@ec.europa.eu](mailto:eurostat-pressoffice@ec.europa.eu)**

For further information on data:


**Kristina DOURMASHKIN**

**Tel: +352-4301-36 040**

**[kristina.dourmashkin@ec.europa.eu](mailto:kristina.dourmashkin@ec.europa.eu)**

 **Media requests:** Eurostat media support / Tel: +352-4301-33 408 / [eurostat-mediasupport@ec.europa.eu](mailto:eurostat-mediasupport@ec.europa.eu)

 [EurostatStatistics](#)

 [ec.europa.eu/eurostat/](http://ec.europa.eu/eurostat/)

 [@EU Eurostat](#)

**Volume of retail trade**  
% change compared with the previous month\*

|   | Oct-17 | Nov-17 | Dec-17 | Jan-18 | Feb-18 | Mar-18      |
|---|--------|--------|--------|--------|--------|-------------|
| <b>EA19</b>   |        |        |        |        |        |             |
| Total retail trade                                    | -1.1   | 2.0    | -1.1   | -0.3   | 0.3    | <b>0.1</b>  |
| Food, drinks, tobacco                                 | -1.5   | 1.3    | -0.3   | -0.6   | 1.0    | <b>0.2</b>  |
| Non-food products (except automotive fuel), of which: | -1.2   | 2.9    | -1.6   | 0.0    | -0.5   | <b>-0.5</b> |
| Textiles, clothing, footwear                          | -6.6   | 6.6    | -2.5   | -1.5   | 0.8    | <b>-0.6</b> |
| Electrical goods and furniture                        | -0.4   | 1.6    | -2.1   | 1.5    | -1.0   | <b>0.3</b>  |
| Computer equipment, books and other                   | -1.0   | 2.0    | -0.6   | 0.2    | -0.5   | <b>-0.1</b> |
| Pharmaceutical and medical goods                      | -0.5   | 0.9    | 0.1    | -0.1   | 0.1    | <b>-1.4</b> |
| Mail orders and internet                              | -1.8   | 5.3    | -3.0   | -1.4   | -2.4   | <b>3.3</b>  |
| Automotive fuel in specialised stores                 | -0.1   | 0.5    | -0.5   | 0.0    | 1.0    | <b>-0.4</b> |
| <b>EU28</b>   |        |        |        |        |        |             |
| Total retail trade                                    | -0.9   | 2.1    | -1.0   | -0.2   | 0.4    | <b>-0.1</b> |
| Food, drinks, tobacco                                 | -1.0   | 1.4    | -0.6   | -0.4   | 1.0    | <b>0.0</b>  |
| Non-food products (except automotive fuel), of which: | -1.4   | 3.0    | -1.4   | 0.1    | -0.5   | <b>-0.3</b> |
| Textiles, clothing, footwear                          | -5.6   | 5.5    | -2.2   | -0.9   | 0.1    | <b>-0.7</b> |
| Electrical goods and furniture                        | 0.2    | 1.6    | -2.5   | 1.5    | -0.7   | <b>0.2</b>  |
| Computer equipment, books and other                   | -2.8   | 5.0    | -0.2   | 0.0    | -0.9   | <b>-0.6</b> |
| Pharmaceutical and medical goods                      | -0.1   | 1.0    | 0.0    | 0.1    | 0.9    | <b>-1.1</b> |
| Mail orders and internet                              | -1.3   | 3.9    | -2.8   | -0.9   | -1.3   | <b>2.5</b>  |
| Automotive fuel in specialised stores                 | 0.2    | 0.6    | 0.0    | 0.1    | 0.9    | <b>-1.2</b> |

The source dataset is available [here](#).

| Total retail trade    | Oct-17 | Nov-17 | Dec-17 | Jan-18 | Feb-18 | Mar-18      |
|-----------------------|--------|--------|--------|--------|--------|-------------|
| <b>EA19</b>           | -1.1   | 2.0    | -1.1   | -0.3   | 0.3    | <b>0.1</b>  |
| <b>EU28</b>           | -0.9   | 2.1    | -1.0   | -0.2   | 0.4    | <b>-0.1</b> |
| <b>Belgium</b>        | -1.3   | 3.2    | -1.1   | -2.4   | 1.3    | <b>0.7</b>  |
| <b>Bulgaria</b>       | 0.7    | 0.3    | 0.5    | -0.2   | -0.2   | <b>0.1</b>  |
| <b>Czech Republic</b> | -0.4   | 1.4    | 0.4    | 0.9    | 0.0    | <b>c</b>    |
| <b>Denmark</b>        | -1.1   | 1.6    | -0.3   | -0.5   | 0.1    | <b>0.6</b>  |
| <b>Germany</b>        | -0.8   | 1.7    | -1.1   | -0.4   | -0.2   | <b>-0.6</b> |
| <b>Estonia</b>        | -0.3   | 0.1    | 1.7    | -2.4   | 2.1    | <b>0.8</b>  |
| <b>Ireland</b>        | -0.2   | 2.2    | -1.3   | 1.0    | -0.2   | <b>-1.7</b> |
| <b>Greece</b>         | 0.2    | -0.9   | 1.6    | -0.5   | 1.3    | <b>c</b>    |
| <b>Spain</b>          | -1.7   | 2.3    | -1.1   | 0.2    | 0.5    | <b>0.4</b>  |
| <b>France</b>         | -2.2   | 3.4    | -1.5   | -0.7   | 0.9    | <b>0.5</b>  |
| <b>Croatia</b>        | -0.5   | 1.2    | -0.3   | 1.8    | -3.2   | <b>c</b>    |
| <b>Italy</b>          | c      | c      | c      | c      | c      | <b>c</b>    |
| <b>Cyprus</b>         | -0.4   | 1.2    | -1.0   | 2.1    | c      | <b>c</b>    |
| <b>Latvia</b>         | -0.1   | 1.7    | 0.4    | 1.5    | -2.3   | <b>2.3</b>  |
| <b>Lithuania</b>      | 0.2    | 1.3    | 1.1    | 0.2    | -0.7   | <b>0.9</b>  |
| <b>Luxembourg</b>     | -0.9   | 1.2    | -0.9   | 0.6    | 0.0    | <b>0.3</b>  |
| <b>Hungary</b>        | 0.7    | 0.5    | 0.4    | 1.2    | -0.1   | <b>1.0</b>  |
| <b>Malta</b>          | -0.5   | -0.5   | 2.6    | -0.3   | 0.7    | <b>0.9</b>  |
| <b>Netherlands</b>    | -0.3   | 1.8    | -1.7   | 1.0    | -0.9   | <b>c</b>    |
| <b>Austria</b>        | -1.8   | 2.4    | -2.4   | 1.2    | -0.3   | <b>1.3</b>  |
| <b>Poland</b>         | 0.3    | 2.6    | -0.9   | 1.0    | 1.5    | <b>-0.8</b> |
| <b>Portugal</b>       | -1.7   | 3.0    | 0.4    | 0.0    | -0.3   | <b>1.8</b>  |
| <b>Romania</b>        | -0.5   | 1.0    | 1.7    | -1.4   | -2.8   | <b>0.6</b>  |
| <b>Slovenia</b>       | 0.6    | 2.3    | -2.2   | -0.5   | -0.3   | <b>0.5</b>  |
| <b>Slovakia</b>       | 0.6    | 1.0    | 0.7    | -0.8   | 0.4    | <b>1.0</b>  |
| <b>Finland</b>        | -0.2   | 1.3    | -0.7   | 0.7    | -0.1   | <b>0.8</b>  |
| <b>Sweden</b>         | 0.2    | 1.0    | -0.7   | -0.6   | 0.1    | <b>1.3</b>  |
| <b>United Kingdom</b> | -0.7   | 2.9    | -1.2   | -0.1   | 0.6    | <b>-0.7</b> |
| <b>Norway</b>         | -0.2   | 2.1    | -1.2   | -0.2   | -0.8   | <b>1.1</b>  |
| <b>Switzerland</b>    | -0.6   | 1.7    | -0.8   | -0.3   | 0.4    | <b>0.1</b>  |

\* Calendar and seasonally adjusted

c Confidential

The source dataset is available [here](#).

**Volume of retail trade**  
% change compared with the same month of the previous year\*

|   | Oct-17 | Nov-17 | Dec-17 | Jan-18 | Feb-18 | Mar-18      |
|---|--------|--------|--------|--------|--------|-------------|
| <b>EA19</b>   |        |        |        |        |        |             |
| Total retail trade                                    | 0.2    | 3.7    | 2.0    | 1.4    | 1.8    | <b>0.8</b>  |
| Food, drinks, tobacco                                 | -0.5   | 1.7    | 1.3    | -0.1   | 1.8    | <b>1.4</b>  |
| Non-food products (except automotive fuel), of which: | 0.5    | 5.6    | 2.9    | 3.0    | 2.0    | <b>0.3</b>  |
| Textiles, clothing, footwear                          | -6.5   | 5.6    | 1.8    | -0.6   | -1.2   | <b>-2.9</b> |
| Electrical goods and furniture                        | 2.0    | 5.1    | 0.7    | 2.8    | 0.9    | <b>0.0</b>  |
| Computer equipment, books and other                   | -0.5   | 3.5    | 1.7    | 2.6    | 1.2    | <b>-0.9</b> |
| Pharmaceutical and medical goods                      | 1.7    | 2.6    | 1.8    | 2.4    | 3.6    | <b>1.0</b>  |
| Mail orders and internet                              | 4.1    | 13.7   | 7.3    | 7.1    | 3.8    | <b>6.5</b>  |
| Automotive fuel in specialised stores                 | -0.2   | 0.4    | -0.2   | -1.0   | 0.8    | <b>0.4</b>  |
| <b>EU28</b>   |        |        |        |        |        |             |
| Total retail trade                                    | 0.3    | 3.4    | 2.6    | 2.0    | 2.0    | <b>1.8</b>  |
| Food, drinks, tobacco                                 | -0.5   | 1.3    | 1.0    | 0.0    | 1.5    | <b>2.0</b>  |
| Non-food products (except automotive fuel), of which: | 0.9    | 5.1    | 3.8    | 3.7    | 2.1    | <b>1.8</b>  |
| Textiles, clothing, footwear                          | -5.0   | 5.1    | 3.0    | 0.4    | -1.0   | <b>-2.4</b> |
| Electrical goods and furniture                        | 2.6    | 4.5    | 1.3    | 3.3    | 1.6    | <b>1.0</b>  |
| Computer equipment, books and other                   | -3.5   | 3.0    | 2.1    | 2.8    | -0.1   | <b>0.2</b>  |
| Pharmaceutical and medical goods                      | 3.8    | 5.5    | 4.4    | 3.8    | 6.0    | <b>3.6</b>  |
| Mail orders and internet                              | 8.0    | 13.8   | 10.2   | 9.4    | 5.7    | <b>8.9</b>  |
| Automotive fuel in specialised stores                 | 0.7    | 1.3    | 1.4    | 0.6    | 2.2    | <b>0.8</b>  |

The source dataset is available [here](#).

| <b>Total retail trade</b> | Oct-17 | Nov-17 | Dec-17 | Jan-18 | Feb-18 | Mar-18      |
|---------------------------|--------|--------|--------|--------|--------|-------------|
| <b>EA19</b>               | 0.2    | 3.7    | 2.0    | 1.4    | 1.8    | <b>0.8</b>  |
| <b>EU28</b>               | 0.3    | 3.4    | 2.6    | 2.0    | 2.0    | <b>1.8</b>  |
| <b>Belgium</b>            | -2.3   | 1.6    | -1.8   | -2.7   | 0.8    | <b>0.0</b>  |
| <b>Bulgaria</b>           | 4.0    | 3.8    | 4.8    | 4.4    | 3.0    | <b>2.3</b>  |
| <b>Czech Republic</b>     | 3.6    | 7.4    | 6.9    | 8.3    | 6.1    | <b>c</b>    |
| <b>Denmark</b>            | -1.7   | 1.5    | 2.1    | 0.1    | 0.6    | <b>1.7</b>  |
| <b>Germany</b>            | 0.8    | 4.1    | 2.5    | 2.4    | 1.3    | <b>-1.3</b> |
| <b>Estonia</b>            | 1.1    | -0.9   | 2.4    | -0.9   | 2.5    | <b>2.2</b>  |
| <b>Ireland</b>            | 5.9    | 8.5    | 6.3    | 6.4    | 6.5    | <b>3.2</b>  |
| <b>Greece</b>             | -0.9   | -2.6   | 1.7    | 1.0    | -0.1   | <b>c</b>    |
| <b>Spain</b>              | -1.7   | 2.5    | 0.1    | 2.0    | 2.1    | <b>1.8</b>  |
| <b>France</b>             | 1.1    | 6.1    | 3.9    | 2.4    | 2.8    | <b>3.2</b>  |
| <b>Croatia</b>            | 1.4    | 4.3    | 2.1    | 5.3    | 0.0    | <b>c</b>    |
| <b>Italy</b>              | c      | c      | c      | c      | c      | <b>c</b>    |
| <b>Cyprus</b>             | 4.4    | 6.0    | 5.7    | 9.3    | c      | <b>c</b>    |
| <b>Latvia</b>             | 4.4    | 5.5    | 7.4    | 6.3    | 3.5    | <b>6.5</b>  |
| <b>Lithuania</b>          | 1.8    | 4.6    | 5.5    | 5.2    | 3.0    | <b>4.5</b>  |
| <b>Luxembourg</b>         | 1.1    | 4.9    | 1.5    | 2.2    | 1.7    | <b>1.2</b>  |
| <b>Hungary</b>            | 6.9    | 6.5    | 6.7    | 7.8    | 6.7    | <b>7.2</b>  |
| <b>Malta</b>              | 4.4    | 0.1    | 7.7    | 6.6    | 8.1    | <b>8.6</b>  |
| <b>Netherlands</b>        | 1.0    | 3.9    | 2.4    | 2.7    | 2.3    | <b>c</b>    |
| <b>Austria</b>            | -1.7   | 2.3    | -0.4   | 0.7    | 0.1    | <b>0.1</b>  |
| <b>Poland</b>             | 6.5    | 8.4    | 8.6    | 5.6    | 7.9    | <b>5.9</b>  |
| <b>Portugal</b>           | 2.1    | 5.6    | 5.2    | 5.7    | 4.4    | <b>5.6</b>  |
| <b>Romania</b>            | 12.8   | 12.1   | 15.1   | 11.7   | 4.7    | <b>4.2</b>  |
| <b>Slovenia</b>           | 2.5    | 5.6    | 1.6    | -0.4   | -1.5   | <b>-0.5</b> |
| <b>Slovakia</b>           | 5.6    | 6.1    | 5.6    | 4.3    | 5.0    | <b>5.1</b>  |
| <b>Finland</b>            | 2.1    | 3.3    | 5.1    | 3.3    | 3.0    | <b>4.3</b>  |
| <b>Sweden</b>             | 1.7    | 2.3    | 2.6    | 0.6    | 0.7    | <b>3.2</b>  |
| <b>United Kingdom</b>     | -2.1   | 0.7    | 1.7    | 1.8    | 0.6    | <b>3.8</b>  |
| <b>Norway</b>             | 0.4    | 3.5    | 4.2    | 2.0    | 0.1    | <b>0.9</b>  |
| <b>Switzerland</b>        | -2.0   | 0.5    | 1.5    | -0.5   | -0.1   | <b>-1.8</b> |

\* Calendar adjusted

c Confidential

The source dataset is available [here](#).

**Deflated turnover indices for total retail trade, calendar and seasonally adjusted**  
(base year 2015)

|                       | 03/17 | 04/17 | 05/17 | 06/17 | 07/17 | 08/17 | 09/17 | 10/17 | 11/17 | 12/17 | 01/18 | 02/18 | 03/18        |
|-----------------------|-------|-------|-------|-------|-------|-------|-------|-------|-------|-------|-------|-------|--------------|
| <b>EA19</b>           | 103.8 | 103.3 | 103.8 | 104.2 | 104.0 | 103.7 | 104.8 | 103.6 | 105.7 | 104.5 | 104.2 | 104.5 | <b>104.6</b> |
| <b>EU28</b>           | 104.4 | 104.4 | 105.0 | 104.9 | 105.0 | 105.4 | 105.7 | 104.8 | 107.0 | 105.9 | 105.7 | 106.1 | <b>106.0</b> |
| <b>Belgium</b>        | 99.7  | 98.9  | 101.3 | 101.1 | 98.2  | 98.3  | 99.4  | 98.1  | 101.2 | 100.1 | 97.7  | 99.0  | <b>99.7</b>  |
| <b>Bulgaria</b>       | 109.2 | 108.7 | 109.8 | 109.5 | 109.9 | 110.5 | 110.5 | 111.3 | 111.6 | 112.2 | 112.0 | 111.8 | <b>111.9</b> |
| <b>Czech Republic</b> | 109.4 | 109.3 | 110.3 | 110.8 | 111.0 | 111.7 | 112.8 | 112.4 | 114.0 | 114.4 | 115.4 | 115.4 | <b>c</b>     |
| <b>Denmark</b>        | 101.4 | 102.3 | 101.4 | 101.8 | 102.1 | 101.8 | 102.7 | 101.6 | 103.2 | 102.9 | 102.4 | 102.5 | <b>103.1</b> |
| <b>Germany</b>        | 105.7 | 104.5 | 104.6 | 105.5 | 105.1 | 104.4 | 106.0 | 105.1 | 106.9 | 105.7 | 105.3 | 105.1 | <b>104.5</b> |
| <b>Estonia</b>        | 106.0 | 105.6 | 106.0 | 106.8 | 105.3 | 104.9 | 106.0 | 105.7 | 105.8 | 107.6 | 105.0 | 107.2 | <b>108.1</b> |
| <b>Ireland</b>        | 105.6 | 105.3 | 107.4 | 107.3 | 107.6 | 108.1 | 108.2 | 108.0 | 110.4 | 109.0 | 110.1 | 109.9 | <b>108.0</b> |
| <b>Greece</b>         | 99.3  | 100.9 | 99.1  | 101.4 | 103.3 | 100.3 | 100.3 | 100.5 | 99.6  | 101.2 | 100.7 | 102.0 | <b>c</b>     |
| <b>Spain</b>          | 104.4 | 104.7 | 105.1 | 105.8 | 104.9 | 104.9 | 105.7 | 103.9 | 106.3 | 105.1 | 105.3 | 105.8 | <b>106.2</b> |
| <b>France</b>         | 106.0 | 105.4 | 106.5 | 106.0 | 106.7 | 106.8 | 108.6 | 106.2 | 109.8 | 108.1 | 107.3 | 108.3 | <b>108.8</b> |
| <b>Croatia</b>        | 105.2 | 102.8 | 103.0 | 106.4 | 106.3 | 106.5 | 105.7 | 105.2 | 106.5 | 106.2 | 108.1 | 104.6 | <b>c</b>     |
| <b>Italy</b>          | c     | c     | c     | c     | c     | c     | c     | c     | c     | c     | c     | c     | <b>c</b>     |
| <b>Cyprus</b>         | 108.2 | 110.1 | 111.4 | 112.0 | 111.1 | 111.2 | 113.0 | 112.6 | 113.9 | 112.8 | 115.2 | c     | <b>c</b>     |
| <b>Latvia</b>         | 104.0 | 105.7 | 106.3 | 105.9 | 107.0 | 107.8 | 107.2 | 107.1 | 108.9 | 109.3 | 110.9 | 108.3 | <b>110.8</b> |
| <b>Lithuania</b>      | 110.8 | 110.2 | 111.9 | 110.7 | 111.1 | 111.9 | 111.7 | 111.9 | 113.3 | 114.5 | 114.7 | 113.9 | <b>114.9</b> |
| <b>Luxembourg</b>     | 34.2  | 34.3  | 34.4  | 34.4  | 34.4  | 34.1  | 34.6  | 34.3  | 34.7  | 34.4  | 34.6  | 34.6  | <b>34.7</b>  |
| <b>Hungary</b>        | 108.5 | 107.9 | 109.4 | 110.2 | 109.9 | 110.3 | 111.6 | 112.4 | 113.0 | 113.4 | 114.8 | 114.7 | <b>115.8</b> |
| <b>Malta</b>          | 104.6 | 106.1 | 106.2 | 106.4 | 106.4 | 107.0 | 109.0 | 108.5 | 108.0 | 110.8 | 110.5 | 111.3 | <b>112.3</b> |
| <b>Netherlands</b>    | 104.0 | 104.1 | 104.7 | 104.8 | 105.3 | 104.4 | 105.3 | 105.0 | 106.9 | 105.1 | 106.2 | 105.2 | <b>c</b>     |
| <b>Austria</b>        | 103.0 | 101.7 | 102.2 | 103.0 | 102.7 | 101.6 | 102.8 | 100.9 | 103.3 | 100.8 | 102.0 | 101.7 | <b>103.0</b> |
| <b>Poland</b>         | 110.6 | 110.3 | 111.2 | 112.0 | 112.3 | 112.3 | 113.1 | 113.4 | 116.3 | 115.3 | 116.5 | 118.2 | <b>117.2</b> |
| <b>Portugal</b>       | 106.1 | 106.3 | 106.7 | 107.7 | 107.6 | 107.1 | 108.0 | 106.2 | 109.4 | 109.8 | 109.8 | 109.5 | <b>111.5</b> |
| <b>Romania</b>        | 121.0 | 120.6 | 125.0 | 123.2 | 125.2 | 128.8 | 129.0 | 128.4 | 129.7 | 131.9 | 130.1 | 126.5 | <b>127.3</b> |
| <b>Slovenia</b>       | 113.0 | 110.7 | 111.7 | 111.9 | 112.8 | 111.6 | 111.9 | 112.6 | 115.2 | 112.7 | 112.1 | 111.8 | <b>112.4</b> |
| <b>Slovakia</b>       | 106.6 | 107.3 | 108.4 | 108.9 | 107.5 | 108.9 | 108.7 | 109.3 | 110.4 | 111.2 | 110.3 | 110.7 | <b>111.8</b> |
| <b>Finland</b>        | 102.8 | 103.9 | 103.6 | 104.4 | 104.7 | 104.7 | 105.2 | 105.0 | 106.4 | 105.7 | 106.4 | 106.3 | <b>107.1</b> |
| <b>Sweden</b>         | 102.8 | 103.3 | 104.2 | 103.9 | 104.6 | 104.2 | 104.8 | 105.0 | 106.0 | 105.3 | 104.7 | 104.8 | <b>106.2</b> |
| <b>United Kingdom</b> | 104.3 | 106.2 | 106.7 | 104.4 | 105.3 | 108.5 | 105.6 | 104.9 | 107.9 | 106.6 | 106.5 | 107.1 | <b>106.3</b> |
| <b>Norway</b>         | 101.2 | 101.4 | 102.9 | 102.3 | 102.7 | 102.1 | 101.3 | 101.1 | 103.2 | 102.0 | 101.8 | 101.0 | <b>102.1</b> |
| <b>Switzerland</b>    | 100.1 | 97.3  | 97.8  | 98.8  | 97.7  | 96.9  | 97.8  | 97.2  | 98.9  | 98.1  | 97.8  | 98.2  | <b>98.3</b>  |

c Confidential

The source dataset is available [here](#).

**Deflated turnover indices for total retail trade, calendar adjusted**  
(base year 2015)

|                       | 03/15 | 03/16 | 03/17 | 04/17 | 05/17 | 06/17 | 07/17 | 08/17 | 09/17 | 10/17 | 11/17 | 12/17 | 01/18 | 02/18 | 03/18        |
|-----------------------|-------|-------|-------|-------|-------|-------|-------|-------|-------|-------|-------|-------|-------|-------|--------------|
| <b>EA19</b>           | 97.0  | 98.8  | 101.6 | 101.0 | 102.8 | 103.3 | 104.5 | 105.2 | 102.4 | 104.8 | 106.2 | 125.7 | 99.3  | 92.5  | <b>102.4</b> |
| <b>EU28</b>           | 96.8  | 98.8  | 101.5 | 102.4 | 104.1 | 104.1 | 105.7 | 106.2 | 103.3 | 105.9 | 109.7 | 128.0 | 98.8  | 94.0  | <b>103.3</b> |
| <b>Belgium</b>        | 100.2 | 99.1  | 100.5 | 98.7  | 102.3 | 102.3 | 100.4 | 92.1  | 97.5  | 100.1 | 98.2  | 119.3 | 97.5  | 87.0  | <b>100.5</b> |
| <b>Bulgaria</b>       | 93.0  | 100.2 | 106.4 | 105.9 | 109.0 | 111.5 | 117.8 | 119.6 | 113.1 | 114.5 | 111.1 | 125.0 | 97.9  | 95.2  | <b>108.9</b> |
| <b>Czech Republic</b> | 96.0  | 100.5 | 108.2 | 106.5 | 111.5 | 112.2 | 108.0 | 109.4 | 112.1 | 113.6 | 123.2 | 139.0 | 102.8 | 98.7  | <b>c</b>     |
| <b>Denmark</b>        | 99.4  | 96.8  | 98.1  | 102.9 | 105.5 | 102.9 | 101.2 | 102.3 | 97.5  | 100.5 | 107.6 | 126.0 | 94.6  | 87.5  | <b>99.8</b>  |
| <b>Germany</b>        | 100.1 | 102.2 | 106.9 | 104.4 | 104.1 | 103.2 | 105.7 | 101.1 | 103.1 | 107.2 | 111.4 | 125.5 | 97.6  | 93.8  | <b>105.5</b> |
| <b>Estonia</b>        | 94.4  | 97.6  | 102.2 | 102.8 | 110.5 | 111.8 | 112.7 | 109.5 | 103.9 | 107.0 | 102.7 | 122.0 | 96.0  | 90.7  | <b>104.4</b> |
| <b>Ireland</b>        | 89.6  | 95.7  | 95.0  | 99.5  | 102.6 | 104.0 | 105.0 | 106.0 | 102.8 | 104.1 | 121.9 | 150.8 | 101.6 | 105.0 | <b>98.0</b>  |
| <b>Greece</b>         | 95.8  | 94.7  | 93.6  | 100.3 | 94.3  | 101.2 | 107.8 | 105.5 | 99.2  | 99.4  | 95.8  | 116.5 | 95.6  | 99.5  | <b>c</b>     |
| <b>Spain</b>          | 94.5  | 98.9  | 100.4 | 100.6 | 102.8 | 106.5 | 115.1 | 103.7 | 104.0 | 102.0 | 103.3 | 123.3 | 106.4 | 92.6  | <b>102.2</b> |
| <b>France</b>         | 93.9  | 98.3  | 101.8 | 102.6 | 104.7 | 105.5 | 94.2  | 120.4 | 105.2 | 107.2 | 108.5 | 134.5 | 104.5 | 95.5  | <b>105.1</b> |
| <b>Croatia</b>        | 90.1  | 92.8  | 97.3  | 99.0  | 102.5 | 113.3 | 130.2 | 130.6 | 110.5 | 104.4 | 96.3  | 112.4 | 87.6  | 82.8  | <b>c</b>     |
| <b>Italy</b>          | c     | c     | c     | c     | c     | c     | c     | c     | c     | c     | c     | c     | c     | c     | <b>c</b>     |
| <b>Cyprus</b>         | 88.0  | 96.7  | 98.6  | 106.4 | 110.6 | 115.5 | 122.4 | 115.6 | 115.4 | 113.6 | 109.3 | 136.4 | 103.9 | c     | <b>c</b>     |
| <b>Latvia</b>         | 95.7  | 96.8  | 98.9  | 101.5 | 107.1 | 107.4 | 114.5 | 117.1 | 108.7 | 109.9 | 105.3 | 124.0 | 101.0 | 92.2  | <b>105.3</b> |
| <b>Lithuania</b>      | 94.8  | 99.4  | 106.3 | 105.7 | 114.3 | 111.9 | 116.8 | 119.5 | 110.7 | 114.3 | 110.8 | 132.7 | 104.9 | 97.2  | <b>111.1</b> |
| <b>Luxembourg</b>     | 136.2 | 48.1  | 34.3  | 34.2  | 34.5  | 34.6  | 35.6  | 31.0  | 34.4  | 35.4  | 34.3  | 40.2  | 32.3  | 30.2  | <b>34.7</b>  |
| <b>Hungary</b>        | 94.6  | 98.6  | 104.8 | 105.2 | 107.5 | 110.3 | 115.7 | 116.2 | 113.5 | 117.5 | 115.6 | 135.8 | 96.7  | 94.1  | <b>112.3</b> |
| <b>Malta</b>          | 92.1  | 95.8  | 99.1  | 105.7 | 108.1 | 109.4 | 111.8 | 108.2 | 106.6 | 110.1 | 106.5 | 127.7 | 100.5 | 98.2  | <b>107.6</b> |
| <b>Netherlands</b>    | 98.0  | 98.2  | 102.0 | 102.3 | 107.5 | 107.5 | 107.7 | 101.4 | 102.4 | 107.0 | 108.0 | 121.5 | 102.2 | 91.6  | <b>c</b>     |
| <b>Austria</b>        | 100.2 | 100.9 | 103.7 | 101.3 | 100.5 | 101.6 | 104.4 | 99.8  | 100.6 | 103.7 | 103.7 | 119.3 | 95.8  | 91.0  | <b>103.8</b> |
| <b>Poland</b>         | 101.9 | 104.4 | 112.1 | 110.3 | 111.4 | 112.4 | 114.5 | 115.2 | 114.3 | 117.4 | 111.8 | 134.0 | 104.2 | 103.2 | <b>118.7</b> |
| <b>Portugal</b>       | 93.7  | 95.8  | 100.9 | 99.9  | 103.3 | 105.5 | 116.5 | 117.0 | 107.9 | 105.6 | 108.2 | 133.7 | 100.8 | 94.3  | <b>106.5</b> |
| <b>Romania</b>        | 89.7  | 105.5 | 115.5 | 120.2 | 124.1 | 122.2 | 132.0 | 140.6 | 134.2 | 132.8 | 135.6 | 148.0 | 109.6 | 104.6 | <b>120.4</b> |
| <b>Slovenia</b>       | 98.2  | 99.0  | 111.9 | 109.4 | 108.7 | 113.1 | 116.9 | 114.3 | 114.6 | 117.6 | 113.3 | 124.8 | 105.3 | 97.8  | <b>111.3</b> |
| <b>Slovakia</b>       | 98.5  | 100.4 | 106.4 | 105.7 | 109.8 | 112.4 | 106.2 | 108.2 | 107.8 | 111.1 | 113.3 | 129.3 | 99.0  | 98.5  | <b>111.8</b> |
| <b>Finland</b>        | 96.3  | 96.9  | 98.3  | 100.3 | 107.0 | 109.9 | 112.2 | 108.2 | 102.0 | 104.6 | 104.6 | 127.9 | 94.4  | 89.0  | <b>102.5</b> |
| <b>Sweden</b>         | 96.6  | 97.7  | 99.3  | 101.2 | 107.8 | 110.5 | 109.0 | 105.8 | 100.8 | 105.9 | 107.2 | 124.0 | 93.9  | 88.4  | <b>102.5</b> |
| <b>United Kingdom</b> | 95.1  | 97.3  | 97.6  | 104.1 | 104.4 | 101.8 | 104.7 | 104.3 | 101.4 | 104.8 | 120.0 | 133.6 | 95.7  | 97.8  | <b>101.3</b> |
| <b>Norway</b>         | 94.1  | 92.6  | 94.9  | 93.7  | 107.9 | 109.2 | 103.9 | 105.4 | 97.3  | 100.3 | 106.5 | 126.2 | 93.1  | 85.4  | <b>95.8</b>  |
| <b>Switzerland</b>    | 98.8  | 97.1  | 99.6  | 93.8  | 99.7  | 97.8  | 97.6  | 91.4  | 93.9  | 97.9  | 104.8 | 120.1 | 93.4  | 86.8  | <b>97.8</b>  |

c Confidential

The source dataset is available [here](#).