

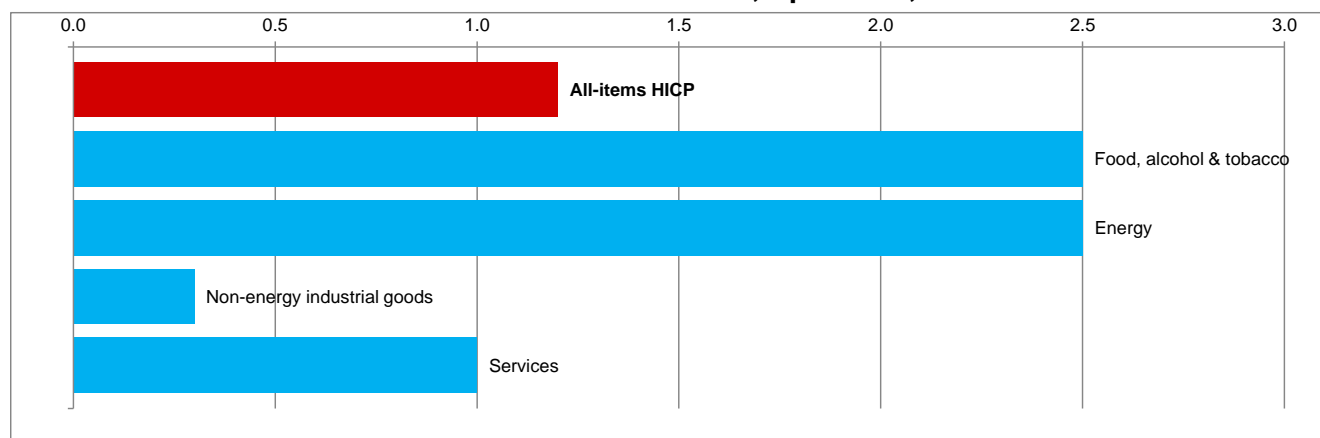
78/2018 - 3 May 2018

Flash estimate - April 2018

Euro area annual inflation down to 1.2%

Euro area annual inflation is expected to be 1.2% in April 2018, down from 1.3% in March 2018, according to a flash estimate from **Eurostat, the statistical office of the European Union**.

Looking at the main components of euro area inflation, energy (2.5%, compared with 2.0% in March) and food, alcohol & tobacco (2.5%, compared with 2.1% in March) are expected to have the highest annual rate in April, followed by services (1.0%, compared with 1.5% in March) and non-energy industrial goods (0.3%, compared with 0.2% in March).

Euro area annual inflation, April 2018, %**Euro area annual inflation and its components, %**

	Weight (%) 2018	Apr 2017	Nov 2017	Dec 2017	Jan 2018	Feb 2018	Mar 2018	Apr 2018
All-items HICP	1000.0	1.9	1.5	1.4	1.3	1.1	1.3	1.2e
All-items excluding:								
> energy	903.0	1.3	1.2	1.2	1.2	1.0	1.3	1.1e
> energy, unprocessed food	828.2	1.2	1.1	1.1	1.2	1.2	1.3	1.1e
> energy, food, alcohol & tobacco	707.3	1.2	0.9	0.9	1.0	1.0	1.0	0.7e
Food, alcohol & tobacco	195.7	1.5	2.2	2.1	1.9	1.0	2.1	2.5e
> processed food, alcohol & tobacco	121.0	1.1	2.1	2.2	2.5	2.3	2.9	3.1e
> unprocessed food	74.8	2.2	2.4	1.9	1.1	-0.9	0.8	1.5e
Energy	97.0	7.6	4.7	2.9	2.2	2.1	2.0	2.5e
Non-energy industrial goods	263.3	0.3	0.4	0.5	0.6	0.6	0.2	0.3e
Services	443.9	1.8	1.2	1.2	1.2	1.3	1.5	1.0e

e = estimate

Geographical coverage

The **euro area** consists of Belgium, Germany, Estonia, Ireland, Greece, Spain, France, Italy, Cyprus, Latvia, Lithuania, Luxembourg, Malta, the Netherlands, Austria, Portugal, Slovenia, Slovakia and Finland.

The euro area data refer to the country composition at a specific point in time. New Member States are integrated into the aggregate using a chain index formula.

Methods and definitions

Annual inflation is the change of the price level between the current month and the same month of the previous year.

Revisions and timetable

The euro area inflation flash estimate is issued at the end of each reference month.

The complete set of harmonised indices of consumer prices (HICP) for the euro area, EU and Member States is released around the middle of the month following the reference month. The next release with full data for April 2018 is scheduled for 16 May 2018.

For more information

Eurostat [website section](#) on inflation

Eurostat [database section](#) on inflation

Eurostat [Statistics Explained article](#) on inflation in the euro area

Eurostat [metadata](#) on inflation

Eurostat €-indicators [release calendar](#)


Issued by **Eurostat Press Office**

Baiba GRANDOVSKA
Tel: +352-4301-33 444
eurostat-pressoffice@ec.europa.eu


For further information on data:

Svetoslava PAVLOVA
Tel: +352-4301-34 406
estat-hicp@ec.europa.eu

 [EurostatStatistics](#)

 ec.europa.eu/eurostat/

 [@EU Eurostat](#)

 **Media requests:** Eurostat media support / Tel: +352-4301-33 408 / eurostat-mediasupport@ec.europa.eu