

Tourism statistics

# Several regions of Spain, France and Italy top tourism destinations in the EU

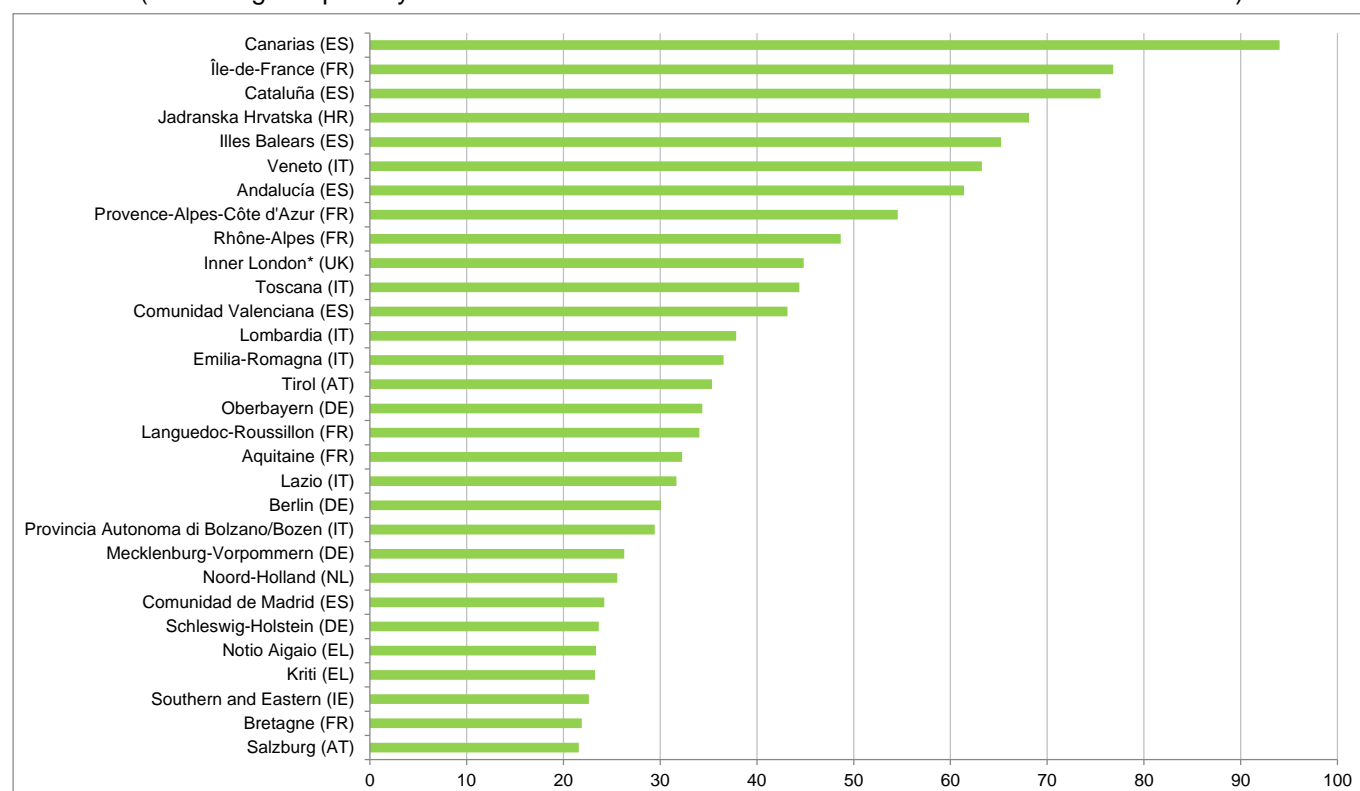
The US and Turkey top extra-EU destinations of EU tourists

In the **European Union (EU)**, tourism is above all an internal affair. Nearly 90% of tourism nights in the EU are spent by EU residents, meaning that tourists from outside the EU account for only around 10% of the total. And when travelling, EU residents spent almost 85% of their tourism nights within the EU, with only just over 15% in extra-EU destinations.

While several regions of Spain, Italy and France are among the most favored by tourists in the EU, the United States and Turkey appear to be the top destinations – in terms of nights spent – of EU residents when they travel outside the EU.

This information, extracted from an [article](#) published by **Eurostat, the statistical office of the European Union**, shows a selection of data on tourism available at Eurostat. An [infographic](#) on origins and destinations of tourists is also available on the website.

**Top 30 EU tourist regions by NUTS 2 regions, 2015**  
(million nights spent by residents and non-residents in tourist accommodation establishments)



\* United Kingdom: 2012 data instead of 2015.

## The Canary Islands, Île-de-France and Cataluña most popular tourist EU regions

The Spanish island region of the **Canarias** remained the most popular tourist region in the EU, with 94.0 million overnight stays in 2015. Three further Spanish regions also featured among the top ten destinations: **Cataluña** (75.5 million nights), the **Illes Balears** (65.2 million nights) and **Andalucía** (61.4 million nights). France had three of its regions in the top 10: the capital region of **Île-de-France** (ranked second with 76.8 million nights), **Provence-Alpes-Côte d'Azur** (54.6 million nights) and **Rhône-Alpes** (48.7 million nights). The Croatian region of **Jadranska Hrvatska** (68.1 million nights), the Italian region of **Veneto** (63.3 million nights) and **Inner London** in the United Kingdom (44.8 million nights in 2012) featured also among the main EU regional tourism destinations.

## Spain, France and Italy regions swept the top 30 destinations

Among the top 30 tourist regions in 2015 in terms of overnight stays, six each were located in **Spain** (Canarias, Cataluña, Illes Balears, Andalucía, Comunidad Valenciana and Comunidad de Madrid), **France** (Île-de-France, Provence-Alpes-Côte d'Azur, Rhône-Alpes, Languedoc-Roussillon, Aquitaine and Bretagne) and **Italy** (Veneto, Toscana, Lombardia, Emilia-Romagna, Lazio and Provincia autonoma di Bolzano/Bozen).

Furthermore, four of the top 30 EU tourist regions were in **Germany** (Oberbayern, Berlin, Mecklenburg-Vorpommern and Schleswig-Holstein), two each in **Greece** (Notio Aigaio and Kriti) and **Austria** (Tirol and Salzburg), and one each in **Ireland** (Southern and Eastern), **Croatia** (Jadranska Hrvatska), the **Netherlands** (Noord-Holland) and the **United Kingdom** (Inner London).

**Nights spent in tourist accommodation establishments, by NUTS 2 regions, 2015**  
(million nights spent by residents and non-residents)

	Most popular tourist region		Second most popular tourist region	
<b>Belgium</b>	Prov. West-Vlaanderen	12.0	Région de Bruxelles-Capitale / Brussels Hoofdstedelijk Gewest	6.4
<b>Bulgaria</b>	Yugoiztochen	8.1	Severoiztochen	6.3
<b>Czech Republic</b>	Praha	15.9	Severovýchod	7.4
<b>Denmark</b>	Hovedstaden	10.3	Syddanmark	8.7
<b>Germany</b>	Oberbayern	34.4	Berlin	30.1
<b>Estonia</b>	Eesti	5.8	-	-
<b>Ireland</b>	Southern and Eastern	22.6	Border, Midland and Western	7.0
<b>Greece</b>	Notio Aigaio	23.4	Kriti	23.3
<b>Spain</b>	Canarias	94.0	Cataluña	75.5
<b>France</b>	Île-de-France	76.8	Provence-Alpes-Côte d'Azur	54.6
<b>Croatia</b>	Jadranska Hrvatska	68.1	Kontinentalna Hrvatska	3.2
<b>Italy</b>	Veneto	63.3	Toscana	44.4
<b>Cyprus</b>	Kypros	13.4	-	-
<b>Latvia</b>	Latvija	4.1	-	-
<b>Lithuania</b>	Lietuva	6.6	-	-
<b>Luxembourg</b>	Luxembourg	3.0	-	-
<b>Hungary</b>	Közép-Magyarország	9.9	Nyugat-Dunántúl	5.0
<b>Malta</b>	Malta	8.9	-	-
<b>Netherlands</b>	Noord-Holland	25.6	Gelderland	11.3
<b>Austria</b>	Tirol	35.4	Salzburg	21.6
<b>Poland</b>	Zachodniopomorskie	12.3	Malopolskie	10.9
<b>Portugal</b>	Algarve	18.9	Lisboa	15.0
<b>Romania</b>	Centru	5.0	Sud-Est	4.9
<b>Slovenia</b>	Zahodna Slovenija	6.2	Vzhodna Slovenija	4.1
<b>Slovakia</b>	Stredné Slovensko	3.8	Západné Slovensko	3.0
<b>Finland</b>	Pohjois- ja Itä-Suomi	7.1	Helsinki-Uusimaa	5.4
<b>Sweden</b>	Stockholm	12.9	Västverige	12.0
<b>United Kingdom*</b>	Inner London	44.8	West Wales and The Valleys	17.3

\* 2012 data.

- Not applicable: countries considered as single NUTS 2 regions.

## Extra-EU tourism more common for British and Estonian residents

In 2015, more than 1 out of every 4 tourism nights was spent outside the EU by residents of the **United Kingdom** (28.4% in 2013) and **Estonia** (27.9%). They were followed by those of **Belgium** (23.1%), **Croatia** (20.5%), **Lithuania** and **Austria** (both 20.3%) as well as **Luxembourg** (20.2%). In contrast, less than 1 out of every 10 tourism nights was spent outside the EU by residents of **Romania** (1.0%), **Greece** (5.6%), the **Czech Republic** (6.2%), **Portugal** (7.0%), **France** (7.1%), **Bulgaria** (7.7%), **Spain** (8.0%), **Poland** (8.1%) and **Slovakia** (9.7%). On average, 15.4% of all tourism nights of EU residents were spent in non-EU countries.

## The US and Turkey account together for a quarter of extra-EU tourism nights

At EU level, the **United States** remained the main destination of EU tourists travelling outside the EU in 2015, accounting for 13.8% of all nights spent by EU residents in the rest of the world. In particular, the **United States** was the top extra-EU destination for residents of Ireland, France, Luxembourg, Hungary, Poland, Finland, Sweden and the United Kingdom. The second most common extra-EU destination for EU residents was **Turkey** (10.4% of all tourism nights spent outside the EU), the top destination for residents of Bulgaria, the Czech Republic, Germany, the Netherlands, Austria and Romania. **Morocco** (4.6%) completed the top 3 extra-EU destinations of EU tourists in 2015. It was the top destination for residents of Belgium and Spain.

**Top extra-EU destinations of EU tourists, 2015**  
(nights spent by EU residents outside the EU)

	Share of extra-EU tourism (%)	Main destination		Second destination		Third destination	
		Country	Share in all nights spent outside the EU (%)	Country	Share in all nights spent outside the EU (%)	Country	Share in all nights spent outside the EU (%)
<b>EU</b>	<b>15.4</b>	<b>United States</b>	<b>13.8</b>	<b>Turkey</b>	<b>10.4</b>	<b>Morocco</b>	<b>4.6</b>
<b>Belgium</b>	23.1	Morocco	16.9	Turkey	14.5	United States	8.2
<b>Bulgaria</b>	7.7	Turkey	51.8	:	:	:	:
<b>Czech Rep.</b>	6.2	Turkey	17.9	Egypt	(14.1)	Ukraine	(13)
<b>Denmark</b>	15.6	Norway	14.7	United States	14.4	Turkey	11.1
<b>Germany</b>	19.4	Turkey	17.4	United States	12.2	Thailand	(6)
<b>Estonia</b>	27.9	:	:	Russia	15.3	Turkey	9.5
<b>Ireland</b>	18.9	United States	40.8	Australia	(6.4)	Canada	(6)
<b>Greece</b>	5.6	Albania	53.8	Turkey	9.4	:	:
<b>Spain</b>	8.0	Morocco	14.2	United States	7.5	Andorra	5.0
<b>France</b>	7.1	United States	11.2	Morocco	7.7	Canada	4.7
<b>Croatia</b>	20.5	Bosnia and Herzegovina	21.1	:	:	Serbia	9.5
<b>Italy</b>	17.2	:	:	:	:	:	:
<b>Cyprus</b>	15.5	Russia	(24)	:	:	:	:
<b>Latvia</b>	17.1	Russia	35.9	:	:	Belarus	(9.3)
<b>Lithuania</b>	20.3	Norway	26.2	Turkey	16.4	Belarus	11.3
<b>Luxembourg</b>	20.2	United States	12.4	Switzerland	12.0	:	:
<b>Hungary</b>	10.5	United States	25.2	Turkey	10.2	Serbia	7.6
<b>Malta</b>	13.2	:	:	:	:	:	:
<b>Netherlands</b>	17.6	Turkey	15.9	United States	12.9	Indonesia	(7.2)
<b>Austria</b>	20.3	Turkey	17.4	United States	10.1	Switzerland	7.3
<b>Poland</b>	8.1	United States	17.2	Turkey	14.3	Norway	11.5
<b>Portugal</b>	7.0	Brazil	(19.1)	Switzerland	13.9	Cape Verde	8.9
<b>Romania</b>	1.0	Turkey	(46.3)	:	:	:	:
<b>Slovenia</b>	13.2	Bosnia and Herzegovina	22.0	Serbia	8.5	:	:
<b>Slovakia</b>	9.7	:	:	:	:	:	:
<b>Finland</b>	13.6	United States	(13.9)	Thailand	(11.4)	Norway	11.2
<b>Sweden</b>	14.3	United States	19.8	Thailand	(12.5)	Turkey	11.9
<b>United Kingdom*</b>	28.4	United States	16.6	India	8.3	Australia	6.4

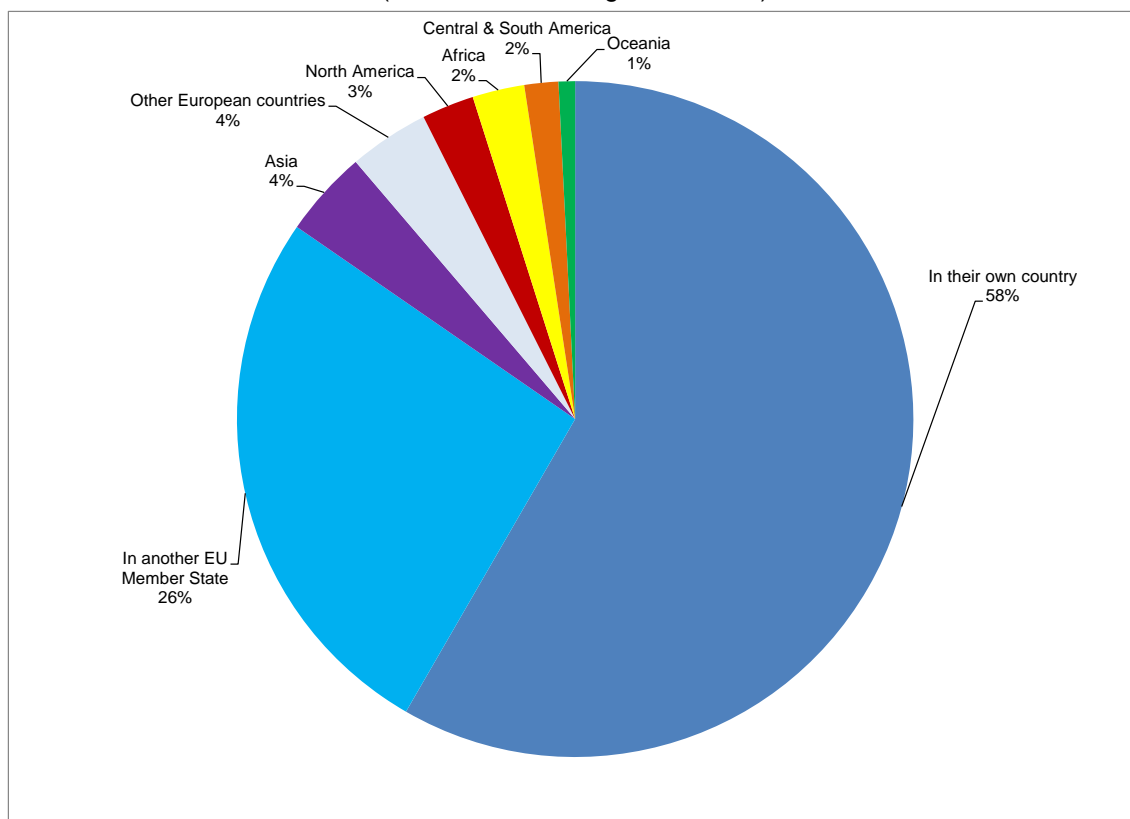
\* 2013 data.

: Data missing or not published due to small sample size.

The reliability of data shown in brackets may be affected by small sample sizes.

## Nights spent by EU tourists worldwide, by continent, 2015

(Total number of nights: 6 billion)



### Geographical information

The European Union (EU) includes Belgium (BE), Bulgaria (BG), the Czech Republic (CZ), Denmark (DK), Germany (DE), Estonia (EE), Ireland (IE), Greece (EL), Spain (ES), France (FR), Croatia (HR), Italy (IT), Cyprus (CY), Latvia (LV), Lithuania (LT), Luxembourg (LU), Hungary (HU), Malta (MT), the Netherlands (NL), Austria (AT), Poland (PL), Portugal (PT), Romania (RO), Slovenia (SI), Slovakia (SK), Finland (FI), Sweden (SE) and the United Kingdom (UK).

### Methods and definitions

#### **Data on EU tourist regions**

Tourism nights refer to all tourism nights spent in tourist accommodation establishments of the EU by both residents and non-residents, whether for business or leisure purposes.

#### **Data on extra-EU tourism destinations**

Tourism nights refer to all tourism nights actually spent by residents, aged 15 or over, in a collective accommodation establishment (such as hotels or campsites) or in private tourism accommodation (such as owned dwellings or accommodation provided for free by friends or relatives), for personal or professional/business purpose.

### For more information

Eurostat [website section](#) dedicated to tourism statistics

Eurostat [database](#) on tourism

Eurostat [Statistics Explained article](#) on tourism top destinations

Eurostat [infographic](#) on origins and destinations of tourists in the EU

Issued by: **Eurostat Press Office**

**Vincent BOURGEAIS**

Tel: +352-4301-33 444

[eurostat-pressoffice@ec.europa.eu](mailto:eurostat-pressoffice@ec.europa.eu)

Production of data:

**Krista DIMITRAKOPOULOU**


Tel: +352-4301-33 298

[chryssanthi.dimitrakopoulou@ec.europa.eu](mailto:chryssanthi.dimitrakopoulou@ec.europa.eu)

 [EurostatStatistics](#)

 [ec.europa.eu/eurostat](http://ec.europa.eu/eurostat)

 [@EU\\_Eurostat](#)

 **Media requests:** Eurostat media support / Tel: +352-4301-33 408 / [eurostat-mediasupport@ec.europa.eu](mailto:eurostat-mediasupport@ec.europa.eu)