

First estimates for 2016

# Consumption per capita varied by more than one to two across EU Member States

## GDP per capita by almost one to six

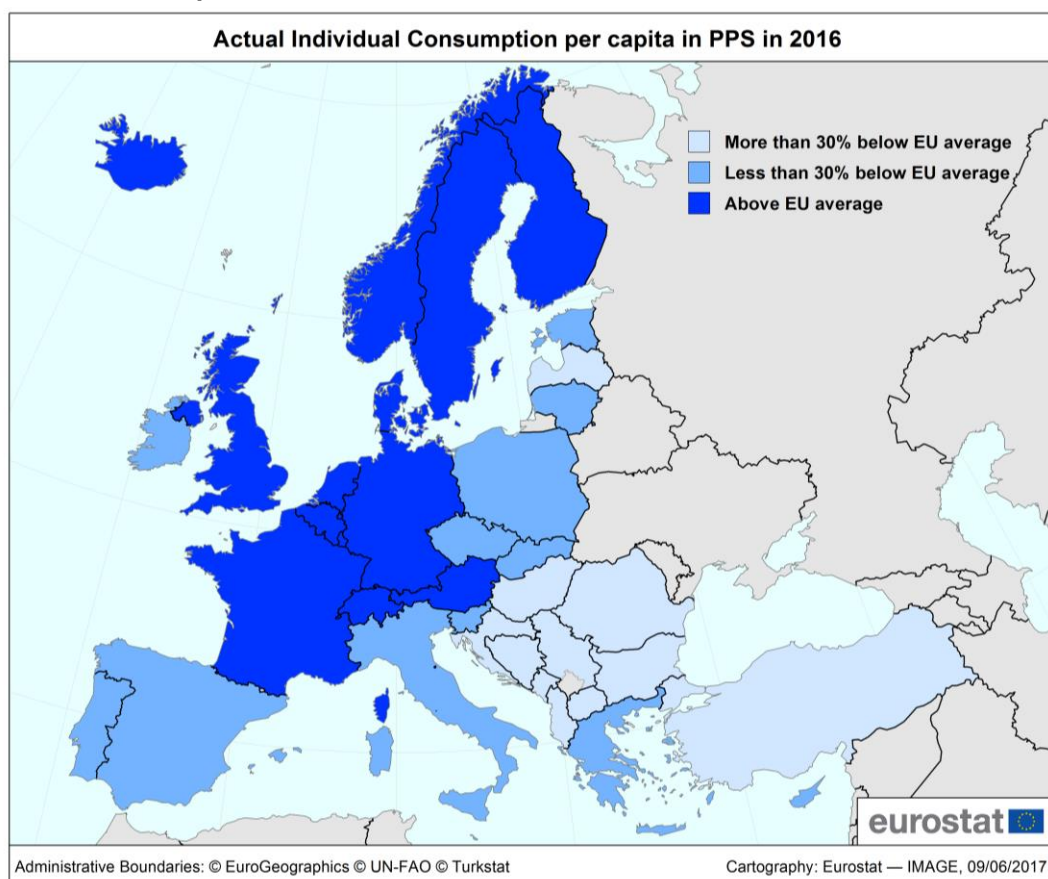
Actual Individual Consumption (AIC) is a measure of material welfare of households. Based on first preliminary estimates for 2016, AIC per capita expressed in Purchasing Power Standards (PPS) varied from 53% to 132% of the **European Union (EU)** average across the Member States.

Ten Member States recorded AIC per capita above the EU average in 2016. The highest level in the EU was recorded in **Luxembourg**, 32% above the EU average. **Germany** and **Austria** were around 20% above, followed by the **United Kingdom**, **Denmark**, **Finland**, **Belgium**, **France**, the **Netherlands** and **Sweden** which all recorded levels between 10% and 15% above the EU average.

AIC per capita for twelve Member States lay between the EU average and 25% below. In **Ireland**, **Italy** and **Cyprus** the levels were 10% or less below the EU average, while **Spain**, **Lithuania**, **Portugal** and **Malta** were between 10% and 20% below. The **Czech Republic**, **Greece**, **Slovakia**, **Poland** and **Slovenia** were between 20% and 25% below the average.

Six Member States recorded AIC per capita about 30% or more below the EU average. **Estonia**, **Latvia**, **Hungary** and **Romania** were between around 30% and 40% below, while **Croatia** had AIC per capita just over 40% below the EU average and **Bulgaria** was 53% below.

These figures for Actual Individual Consumption per capita, expressed in PPS, are published by **Eurostat**, the **statistical office of the European Union**.



## GDP per capita ranged from 48% to 267% of the EU average

Gross Domestic Product (GDP) per capita, a measure of economic activity, also shows substantial differences between the EU Member States. In 2016, GDP per capita expressed in PPS ranged between 48% of the EU average in **Bulgaria** to 267% in **Luxembourg** (see country note). Eleven Member States recorded a level of GDP per capita above the EU average in 2016.

### Actual Individual Consumption (AIC) and GDP per capita in PPS in 2016, EU = 100

	AIC per capita	GDP per capita
<b>EU</b>	<b>100</b>	<b>100</b>
<b>Euro area</b>	<b>105</b>	<b>106</b>
<b>Luxembourg</b>	132	267
<b>Germany</b>	122	123
<b>Austria</b>	118	126
<b>United Kingdom</b>	115	108
<b>Denmark</b>	114	125
<b>Finland</b>	114	109
<b>Belgium</b>	113	118
<b>France</b>	111	105
<b>Netherlands</b>	111	128
<b>Sweden</b>	111	124
<b>Ireland</b>	97	177
<b>Italy</b>	97	96
<b>Cyprus</b>	90	81
<b>Spain</b>	89	92
<b>Lithuania</b>	86	75
<b>Portugal</b>	82	77
<b>Malta</b>	81	95
<b>Czech Republic</b>	78	88
<b>Greece</b>	77	67
<b>Slovakia</b>	77	77
<b>Poland</b>	75	69
<b>Slovenia</b>	75	83
<b>Estonia</b>	71	74
<b>Latvia</b>	67	65
<b>Hungary</b>	63	67
<b>Romania</b>	63	59
<b>Croatia</b>	59	59
<b>Bulgaria</b>	53	48
<b>Norway</b>	132	149
<b>Switzerland</b>	127	159
<b>Iceland</b>	114	129
<b>Turkey</b>	61	62
<b>Montenegro</b>	54	42
<b>Serbia</b>	45	36
<b>Former Yugoslav Rep. of Macedonia</b>	41	38
<b>Albania</b>	39	30
<b>Bosnia and Herzegovina*</b>	41	31

Countries with the same value of AIC per capita are ranked by protocol order.

\* Based on ESA 95

The source dataset can be found [here](#).

## Geographical information

The **European Union** (EU) includes Belgium, Bulgaria, the Czech Republic, Denmark, Germany, Estonia, Ireland, Greece, Spain, France, Croatia, Italy, Cyprus, Latvia, Lithuania, Luxembourg, Hungary, Malta, the Netherlands, Austria, Poland, Portugal, Romania, Slovenia, Slovakia, Finland, Sweden and the United Kingdom.

The **euro area** includes Belgium, Germany, Estonia, Ireland, Greece, Spain, France, Italy, Cyprus, Latvia, Lithuania, Luxembourg, Malta, the Netherlands, Austria, Portugal, Slovenia, Slovakia and Finland.

## Methods and definitions

First estimates for 2016 presented in this News Release are based on GDP and population data for 2016, extracted on 1 June 2017, and the most recent PPPs available. Revised estimates will be published in December 2017.

**Actual Individual Consumption** consists of goods and services actually consumed by individuals, irrespective of whether these goods and services are purchased and paid for by households, by government, or by non-profit organisations. In international volume comparisons of consumption, AIC is often seen as the preferable measure, since it is not influenced by the fact that the organisation of certain important services consumed by households, like health and education services, differs a lot across countries.

The **Purchasing Power Standard** (PPS) is an artificial currency unit that eliminates price level differences between countries. Thus one PPS buys the same volume of goods and services in all countries. This unit allows meaningful volume comparisons of economic indicators across countries. Aggregates expressed in PPS are derived by dividing aggregates in current prices and national currency by the respective Purchasing Power Parity (PPP). The level of uncertainty associated with the basic price and national accounts data, and the methods used for compiling PPPs imply that differences between countries that have indices within a close range should not be over-interpreted.

### Country note:

The high GDP per capita in Luxembourg is partly due to the country's large share of cross-border workers in total employment. While contributing to GDP, these workers are not taken into consideration as part of the resident population which is used to calculate GDP per capita.

## For more information

Eurostat [website section](#) dedicated to purchasing power parities.

Eurostat [database](#) on purchasing power parities.

Eurostat [metadata](#) on purchasing power parities.

Eurostat [Statistics Explained article](#) on consumption and GDP per capita.


Issued by: **Eurostat Press Office**

**Vincent BOURGEAIS**  
Tel: +352-4301-33 444  
[eurostat-pressoffice@ec.europa.eu](mailto:eurostat-pressoffice@ec.europa.eu)


Production of data:

**Marjanca GASIC**  
Tel: +352-4301-37 531  
[marjanca.gasic@ec.europa.eu](mailto:marjanca.gasic@ec.europa.eu)

 [EurostatStatistics](#)

 [ec.europa.eu/eurostat](http://ec.europa.eu/eurostat)

 [@EU Eurostat](#)

 **Media requests:** Eurostat media support / Tel: +352-4301-33 408 / [eurostat-mediasupport@ec.europa.eu](mailto:eurostat-mediasupport@ec.europa.eu)