

20.11.2016: World Day of Remembrance for Road Traffic Victims Slightly over 26 000 victims of road accidents in the EU in 2015

Fewer than half as many as 20 years ago

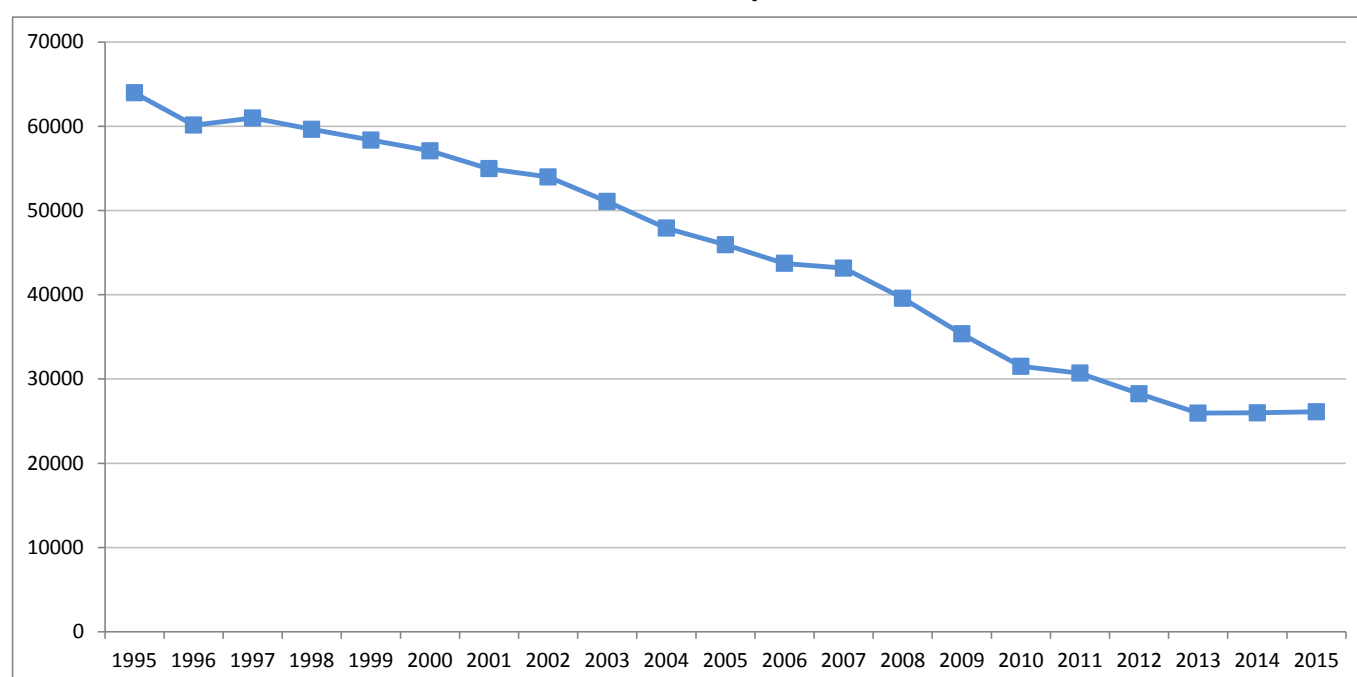
Last year, 26 100 people died in road accidents in the **European Union** (EU). While this represented a small increase compared with 2014 (+0.5%), the trend over the last 20 years has been a fall in the number of road traffic victims in the **EU**. Compared with 1995, the number of road fatalities has been reduced by almost 38 000 persons (-59.2%), from nearly 64 000 to slightly over 26 000 in 2015.

For comparison, in 2015, 283 people were killed in air accidents on EU territory and 963 in rail accidents.

Across the EU Member States, the highest numbers of road traffic victims in 2015 were registered in **France** (3 461), **Germany** (3 459) and **Italy** (3 428), followed by **Poland** (2 938).

This information, largely extracted from the European Commission CARE database, is published by **Eurostat, the statistical office of the European Union**, on the occasion of the World Day of Remembrance for Road Traffic Victims, commemorated on the third Sunday of November each year.

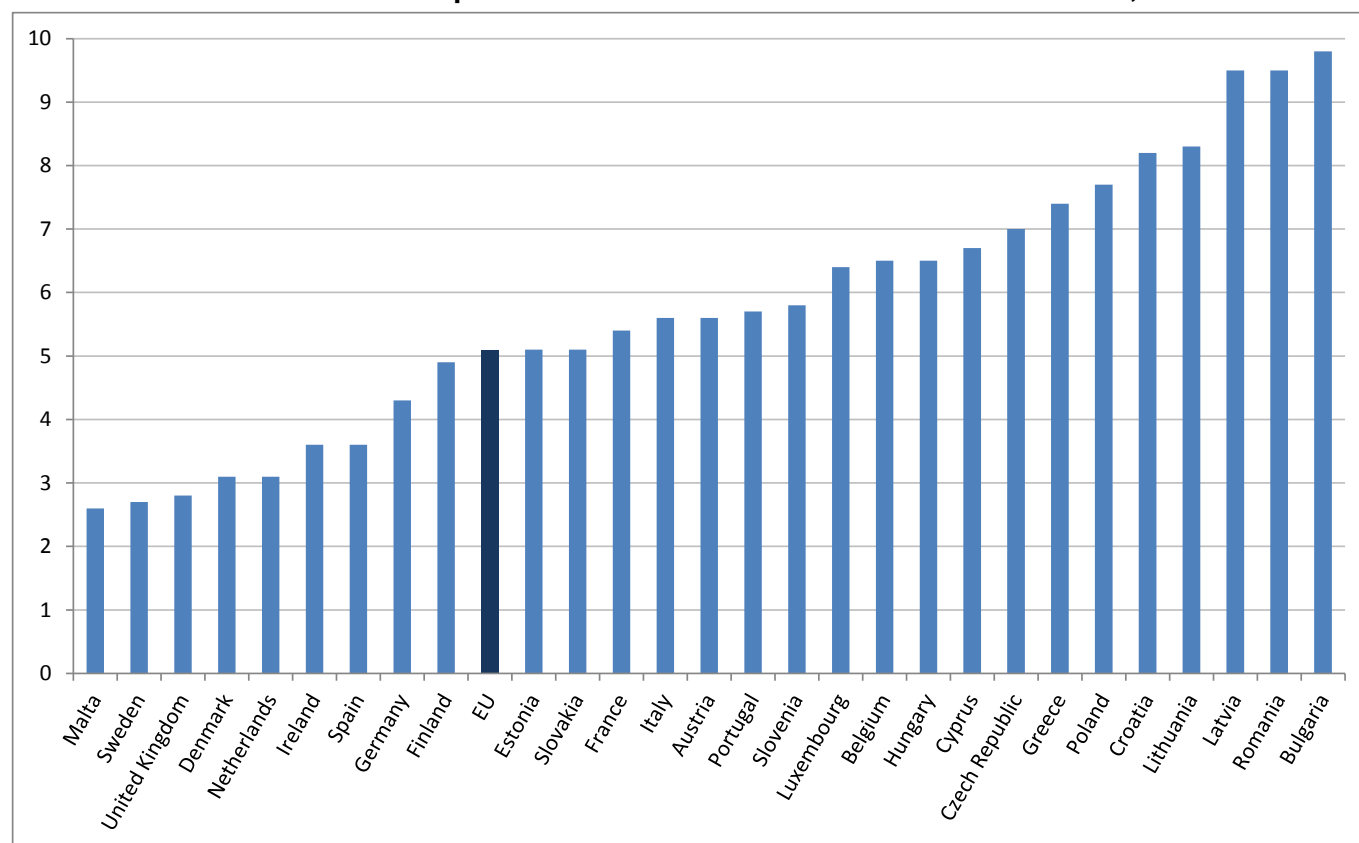
Road traffic victims in the European Union, 1995-2015



Number of road fatalities relative to the population lowest in Malta, Sweden and the United Kingdom, highest in Bulgaria, Latvia and Romania

Compared with the population of each Member State, the lowest rates of road fatalities in 2015 were observed in **Malta** (2.6 road traffic victims reported in the country per 100 000 inhabitants), **Sweden** (2.7) and the **United Kingdom** (2.8), ahead of **Denmark** and the **Netherlands** (both 3.1), **Ireland** and **Spain** (both 3.6). At the opposite end of the scale, the highest rates were recorded in **Bulgaria** (9.8 road traffic victims in the country per 100 000 inhabitants), **Latvia** and **Romania** (both 9.5), followed by **Lithuania** (8.3), **Croatia** (8.2), **Poland** (7.7) and **Greece** (7.4). In 2015, there were in total 5.1 road traffic victims per 100 000 inhabitants in the **EU** as a whole.

Road traffic victims per 100 000 inhabitants in the EU Member States, 2015



Significant long-term downward trends in every EU Member State

Compared with 2014, the number of road traffic victims in 2015 rose in a majority of EU Member States, with the highest increase being observed in **Cyprus** (+26.7%), followed by **Finland** (+16.2%), **Croatia** (+13.0%), **Austria** (+11.4%), the **Netherlands** (+11.3%), **Slovenia** (+11.1%) and **Malta** (+10.0%). In contrast, the most remarkable falls were observed in **Estonia** (-14.1%), **Ireland** (-14.0%), **Latvia** (-11.3%), **Lithuania** (-9.4%), **Poland** (-8.2%) as well as **Portugal** (-7.1%). At **EU** level, the number of road traffic victims remained almost stable, having slightly increased from nearly 26 000 in 2014 to around 26 100 in 2015.

Over a longer time period however, the trend is consistent with all Member States recording notable decreases compared with 1995. In particular, the number of road traffic victims has been cut by more than two-thirds in **Estonia** (from 332 in 1995 to 67 in 2015, or -79.8%), **Portugal** (-78.1%), **Latvia** (-71.5%), **Slovenia** (-71.1%), **Spain** (-70.6%), **Denmark** (-69.4%) and **Greece** (-66.6%). In contrast, the number of road fatalities has been reduced by less than 40% in **Malta** (from 14 in 1995 to 11 in 2015, or -21.4%), **Romania** (-33.5%) and **Finland** (-39.7%). Overall in the **EU**, the number of road traffic victims has more than halved (-59.2%) between 1995 and 2015.

Road traffic victims in the EU Member States in 2015

	Number of fatalities	Change 2015/2014	Change 2015/1995	Number of victims per 100 000 inhabitants
EU	26 100*	+0.5%	-59.2%	5.1
Belgium	732	+0.7%	-49.5%	6.5
Bulgaria	708	+7.1%	-44.0%	9.8
Czech Republic	734	+6.7%	-53.8%	7.0
Denmark	178	-2.2%	-69.4%	3.1
Germany	3 459	+2.4%	-63.4%	4.3
Estonia	67	-14.1%	-79.8%	5.1
Ireland	166	-14.0%	-62.0%	3.6
Greece	805	+1.3%	-66.6%	7.4
Spain	1 689	+0.1%	-70.6%	3.6
France	3 461	+2.3%	-61.1%	5.4
Croatia	348	+13.0%	-56.5%	8.2
Italy	3 428	+1.4%	-51.2%	5.6
Cyprus	57	+26.7%	-51.7%	6.7
Latvia	188	-11.3%	-71.5%	9.5
Lithuania	242	-9.4%	-64.0%	8.3
Luxembourg	36	+2.9%	-48.6%	6.4
Hungary	644	+2.9%	-59.5%	6.5
Malta	11	+10.0%	-21.4%	2.6
Netherlands	531	+11.3%	-60.2%	3.1
Austria	479	+11.4%	-60.4%	5.6
Poland	2 938	-8.2%	-57.4%	7.7
Portugal	593	-7.1%	-78.1%	5.7
Romania	1 893	+4.1%	-33.5%	9.5
Slovenia	120	+11.1%	-71.1%	5.8
Slovakia	274	-5.8%	-58.5%	5.1
Finland	266	+16.2%	-39.7%	4.9
Sweden	259	-4.1%	-54.7%	2.7
United Kingdom	1 806	-2.6%	-52.0%	2.8

* Data is rounded at the nearest hundred.

Geographical information

The **European Union (EU)** includes Belgium, Bulgaria, the Czech Republic, Denmark, Germany, Estonia, Ireland, Greece, Spain, France, Croatia, Italy, Cyprus, Latvia, Lithuania, Luxembourg, Hungary, Malta, the Netherlands, Austria, Poland, Portugal, Romania, Slovenia, Slovakia, Finland, Sweden and the United Kingdom.

Methods and definitions

The source of the data on road traffic victims is the CARE database, which is entirely managed by Directorate-General Mobility and Transport (MOVE) of the European Commission.

CARE is a Community database on road accidents resulting in death or injury. The tables included in the Eurostat database are limited to the number of fatalities, as the definition of injuries is not entirely harmonised across the Member States. These tables include data on fatalities in road accidents broken down by gender, road type user, age class, type of area and type of vehicle.

For more information

Eurostat [website section](#) dedicated to transport statistics.

Eurostat [database](#) on transport.

Eurostat [publication](#) "Energy, transport and environment indicators", 2016 edition.

European Commission [CARE data](#).

Official [website](#) of the World Day of Remembrance for Road Traffic Victims.

Issued by: **Eurostat Press Office**

Vincent BOURGEAIS

Tel: +352-4301-33 444

eurostat-pressoffice@ec.europa.eu

 ec.europa.eu/eurostat


For further information on road transport statistics:

Hans STRELOW

Tel: +352-4301-34 580

hans.strelow@ec.europa.eu

 [@EU Eurostat](https://twitter.com/EU_Eurostat)

 **Media requests:** Eurostat media support / Tel: +352-4301-33 408 / eurostat-mediasupport@ec.europa.eu