

World Teachers' Day

## Women teachers largely over-represented in primary education in the EU

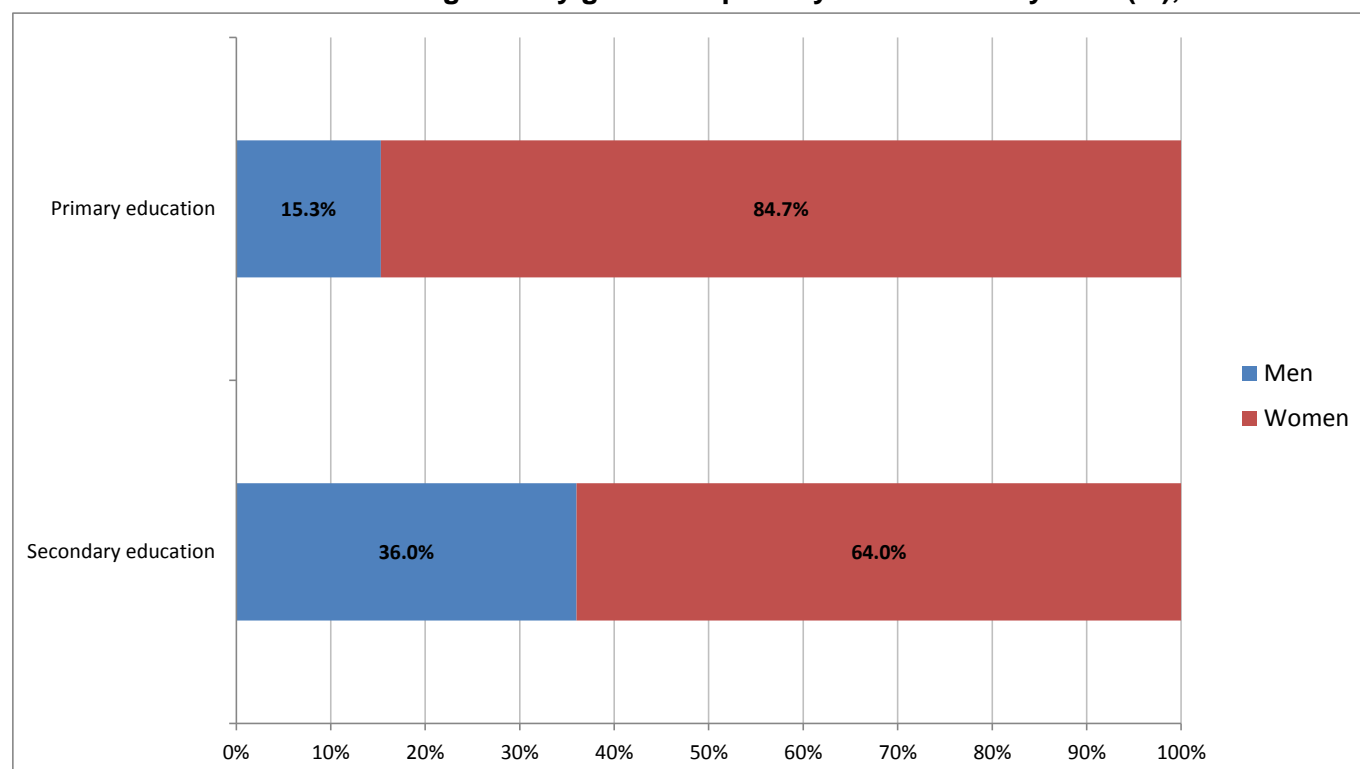
Almost 40% of secondary school teachers had reached the age of 50

In 2014, 2.1 million persons worked as primary school teachers in the **European Union (EU)**. Women were largely predominant, accounting for 85% (1.7 million teachers). In secondary schools, including both lower secondary and upper secondary levels, there were 3.6 million teachers, of which 64% (2.3 million) were female.

Of the primary school teachers working in the **EU**, 0.2 million persons (11% of the total) were under 30 years old, while 0.7 million (around 32%) were aged 50 or older. In secondary schools, the share of teachers aged 50 or older was higher – 38% or 1.4 million people –, and the share of young teachers under 30 was lower – 8% or 0.3 million people.

On the occasion of the World Teachers' Day, celebrated each year on 5 October, **Eurostat, the statistical office of the European Union**, publishes data on the gender and age structure of the teaching staff in the EU.

**Distribution of teaching staff by gender at primary and secondary level (%), 2014**

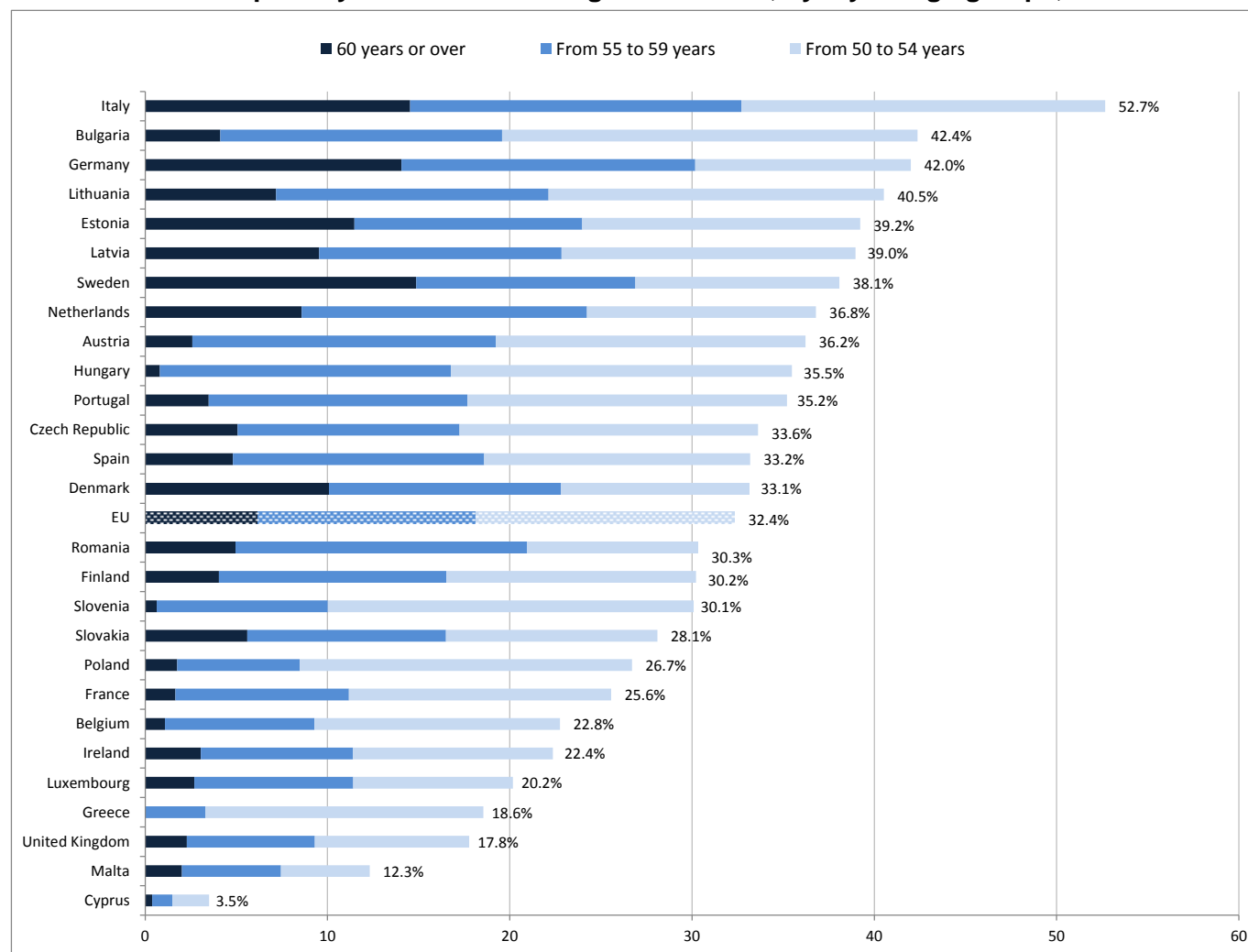


## Almost all primary school teachers are women in Lithuania, Hungary, Slovenia and Italy

In all EU Member States, primary school teachers in 2014 were predominantly female. The share of women reached 90% in 11 Member States, with the highest proportions in **Lithuania, Hungary, Slovenia** (all 97%) and **Italy** (96%). The situation was less imbalanced in **Denmark** (69%), **Greece** (70%) and **Luxembourg** (75%). At **EU** level, 85% of people working as primary school teachers were women.

1 out of 3 teachers in **EU** primary schools were 50 or more years old in 2014. In **Italy**, more than half of teachers fell in this age group (53%). High shares were also registered in **Bulgaria, Germany** (both 42%) and **Lithuania** (41%).

Share of primary school teachers aged 50 or over, by 5-year age groups, 2014



### Primary school teachers, 2014

	Number of teachers (in thousands)	Share of women (%)	Share of men (%)	Aged 50 or over (%)
<b>EU</b>	<b>2,077.3</b>	<b>84.7</b>	<b>15.3</b>	<b>32.4*</b>
<b>Belgium</b>	68.8	81.7	18.3	22.8
<b>Bulgaria</b>	14.6	94.4	5.6	42.4
<b>Czech Republic</b>	27.3	92.8	7.2	33.6
<b>Denmark</b>	43.5	69.1	30.9	33.1
<b>Germany</b>	232.8	86.8	13.2	42.0
<b>Estonia</b>	6.8	91.6	8.4	39.2
<b>Ireland</b>	32.8	86.9	13.1	22.4
<b>Greece</b>	66.6	70.2	29.8	18.6
<b>Spain</b>	226.1	76.0	24.0	33.2
<b>France</b>	228.6	83.1	16.9	25.6
<b>Croatia</b>	11.7	93.3	6.7	:
<b>Italy</b>	237.2	95.9	4.1	52.7
<b>Cyprus</b>	4.0	83.7	16.3	3.5
<b>Latvia</b>	10.3	92.8	7.2	39.0
<b>Lithuania</b>	8.4	97.1	2.9	40.5
<b>Luxembourg</b>	4.3	74.5	25.5	20.2
<b>Hungary</b>	35.0	97.0	3.0	35.5
<b>Malta</b>	2.1	85.6	14.4	12.3
<b>Netherlands</b>	104.8	85.9	14.1	36.8
<b>Austria</b>	30.5	91.4	8.6	36.2
<b>Poland</b>	211.2	85.3	14.7	26.7
<b>Portugal</b>	50.3	79.8	20.2	35.2
<b>Romania</b>	50.9	88.6	11.4	30.3
<b>Slovenia</b>	6.7	96.9	3.1	30.1
<b>Slovakia</b>	14.0	90.0	10.0	28.1
<b>Finland</b>	26.4	79.5	20.5	30.2
<b>Sweden</b>	63.5	77.2	22.8	38.1
<b>United Kingdom</b>	258.0	84.1	15.9	17.8
<b>Liechtenstein</b>	0.2	78.5	21.5	31.6
<b>Norway</b>	48.1	74.8	25.2	32.1
<b>Switzerland</b>	47.9	82.0	18.0	34.6
<b>FYR of Macedonia</b>	7.1	81.5	18.5	30.7
<b>Serbia</b>	18.7	85.4	14.6	:
<b>Turkey</b>	288.4	58.2	41.8	10.7
<b>Japan</b>	323.6	64.8	35.2	31.0

: Data not available

\* The data for the EU exclude Croatia for which the breakdown by age is not available

The source dataset can be found [here](#).

## More than half of secondary school teachers aged 50 or more in Italy and Estonia

In secondary schools also, teachers were mainly female in all Member States. However, here the situation was more balanced than at the primary level, with the shares of women ranging from 51% in **Netherlands**, 53% in **Luxembourg**, 56% in **Denmark** and 57% in **Spain** to 83% in **Latvia**, 82% in **Lithuania** and 79% in **Bulgaria**. At **EU** level, nearly two thirds of people working as secondary school teachers were women (64%).

38% of the teachers in the **EU** secondary schools were 50 or more years old in 2014. The highest shares were registered in **Italy** (58%) and **Estonia** (50%), followed by **Latvia** (49%), **Bulgaria** and **Germany** (both 48%). In contrast, there were proportionally fewer teachers in this age group in **Malta** (15%), the **United Kingdom** (25%), **Luxembourg** (26%) and **Poland** (27%).

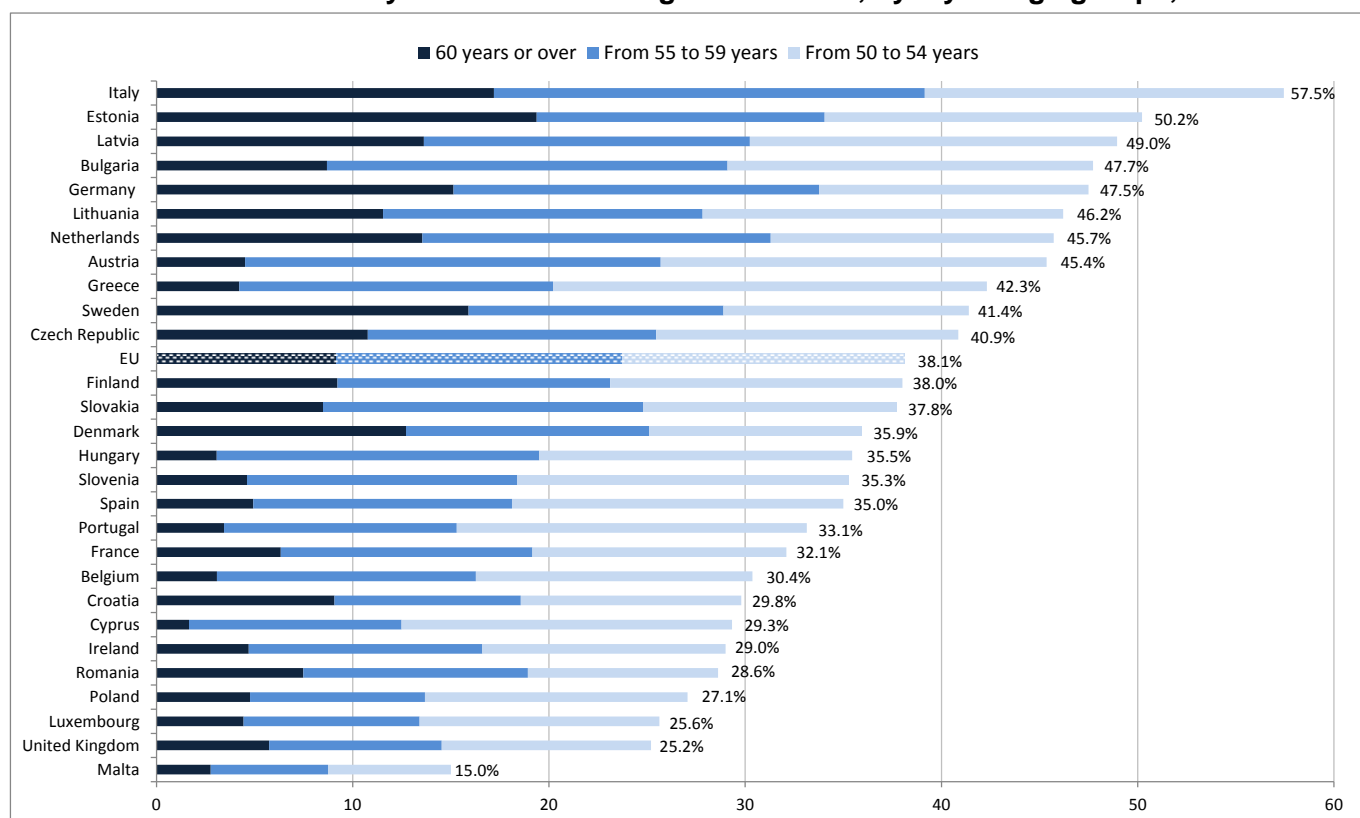
### Secondary school teachers, 2014

	Number of teachers (in thousands)	Share of women (%)	Share of men (%)	Aged 50 or over (%)
<b>EU</b>	<b>3,589.3</b>	<b>64.0</b>	<b>36.0</b>	<b>38.1</b>
<b>Belgium</b>	128.4	62.6	37.4	30.4
<b>Bulgaria</b>	39.2	79.3	20.7	47.7
<b>Czech Republic</b>	66.1	67.5	32.5	40.9
<b>Denmark</b>	49.1	56.4	43.6	35.9
<b>Germany</b>	590.0	62.0	38.0	47.5
<b>Estonia</b>	9.6	77.1	22.9	50.2
<b>Ireland</b>	23.9	71.0	29.0	29.0
<b>Greece</b>	80.4	58.3	41.7	42.3
<b>Spain</b>	276.1	56.6	43.4	35.0
<b>France</b>	455.2	59.6	40.4	32.1
<b>Croatia</b>	53.3	75.4	24.6	29.8
<b>Italy</b>	406.1	71.2	28.8	57.5
<b>Cyprus</b>	6.0	65.7	34.3	29.3
<b>Latvia</b>	14.8	82.7	17.3	49.0
<b>Lithuania</b>	34.3	81.6	18.4	46.2
<b>Luxembourg</b>	5.1	52.7	47.3	25.6
<b>Hungary</b>	78.7	71.0	29.0	35.5
<b>Malta</b>	3.9	64.4	35.6	15.0
<b>Netherlands</b>	103.8	51.3	48.7	45.7
<b>Austria</b>	72.6	64.7	35.4	45.4
<b>Poland</b>	279.2	69.4	30.6	27.1
<b>Portugal</b>	77.7	69.7	30.3	33.1
<b>Romania</b>	131.2	69.6	30.4	28.6
<b>Slovenia</b>	14.4	73.3	26.7	35.3
<b>Slovakia</b>	41.8	75.3	24.7	37.8
<b>Finland</b>	42.1	65.6	34.4	38.0
<b>Sweden</b>	65.5	63.6	36.4	41.4
<b>United Kingdom</b>	449.9	60.1	39.9	25.2
<b>Liechtenstein</b>	0.3	51.9	48.1	32.7
<b>Norway</b>	51.3	62.1	37.9	39.1
<b>Switzerland</b>	64.4	48.8	51.2	38.3
<b>FYR of Macedonia</b>	17.9	58.0	42.0	:
<b>Serbia</b>	71.6	64.8	35.2	:
<b>Turkey</b>	559.4	49.4	50.6	8.2
<b>Japan</b>	414.7	36.1	63.9	33.9

: Data not available

The source dataset can be found [here](#).

## Share of secondary school teachers aged 50 or over, by 5-year age groups, 2014



### Geographical information

The **European Union (EU)** includes Belgium, Bulgaria, the Czech Republic, Denmark, Germany, Estonia, Ireland, Greece, Spain, France, Croatia, Italy, Cyprus, Latvia, Lithuania, Luxembourg, Hungary, Malta, the Netherlands, Austria, Poland, Portugal, Romania, Slovenia, Slovakia, Finland, Sweden and the United Kingdom.

### Methods and definitions

The respective shares of teaching staff by age groups have been calculated excluding the group “unknown age” from the total.

**Primary education** (International Standard Classification of Education level 1) begins between five and seven years of age, is generally the start of compulsory education and covers six years of full-time schooling.

**Secondary education** (International Standard Classification of Education levels 2 and 3) consists of lower secondary education and upper secondary education. Lower secondary education continues the basic programmes of primary level, although teaching is typically more subject-focused. Usually, the end of this level coincides with the end of compulsory education. Upper secondary education programmes begin between ages 14 and 16 and are typically designed to prepare for tertiary education or provide skills relevant to employment, or both.

### Country notes

Data for ISCED level 3 vocational in Estonia includes ISCED level 4 vocational.

Data for ISCED level 2 (lower secondary education) in Croatia include data for ISCED level 1 (primary education).

Data for ISCED level 3 (upper secondary education) in Norway include the levels ISCED 4 vocational and ISCED 5.

### More information

The World Teachers' Day [website](#).

Eurostat [website section](#) dedicated to education and training.

Eurostat [database](#) on education and training.

[Metadata](#) of administrative data on education.

Issued by: **Eurostat Press Office**

**Baiba GRANDOVSKA**  
Tel: +352-4301-33 444  
[eurostat-pressoffice@ec.europa.eu](mailto:eurostat-pressoffice@ec.europa.eu)

[www.ec.europa.eu/eurostat](http://www.ec.europa.eu/eurostat)

Production of data:

**Sorin-Florin GHEORGHIU**  
Tel: +352-4301-35 073  
[sorin-florin.gheorghiu@ec.europa.eu](mailto:sorin-florin.gheorghiu@ec.europa.eu)

[@EU Eurostat](#)

**Media requests:** Eurostat media support / Tel: +352-4301-33 408 / [eurostat-mediasupport@ec.europa.eu](mailto:eurostat-mediasupport@ec.europa.eu)