

## Asylum in the EU Member States

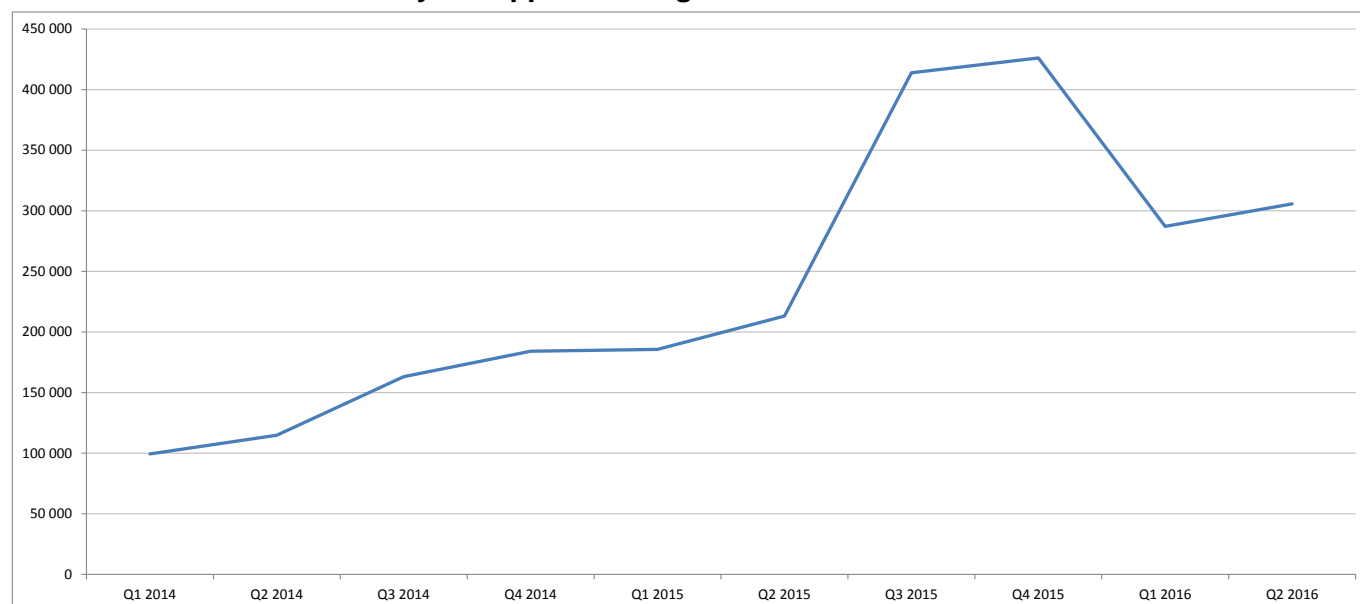
# Number of first time asylum seekers slightly up to almost 306 000 in the second quarter of 2016

## Syrians continued to be the most numerous

During the second quarter of 2016 (from April to June 2016), 305 700 first time asylum seekers applied for international protection in the Member States of the **European Union** (EU), up by 6% compared with the first quarter of 2016 (when 287 100 first time applicants were registered).

With nearly 90 500 first time applicants between April and June 2016, **Syrians** remained the main citizenship of people seeking international protection in the EU Member States, ahead of **Afghans** (50 300 first time applicants) and **Iraqis** (34 300). They represent the three main citizenships of first time asylum applicants in the **EU** Member States over the second quarter 2016, accounting for almost 60% of all first time applicants.

**First time asylum applicants registered in the EU Member States**



These quarterly data on asylum in the **EU** come from a [report](#) issued by **Eurostat**, the statistical office of the **European Union**.

### Six in ten applied for asylum in Germany

During the second quarter 2016, the highest number of first time applicants was registered in **Germany** (with almost 187 000 first time applicants, or 61% of total first time applicants in the EU Member States), followed by **Italy** (27 000, or 9%), **France** (17 800, or 6%), **Hungary** (14 900, or 5%) and **Greece** (12 000, or 4%). Among those Member States with high numbers of asylum seekers, numbers of first time applicants in the second quarter 2016 more than doubled compared with the previous quarter in **Greece** (+132%) as well as in **Hungary** (+118%), and rose notably in **Poland** (+65%) and **Spain** (+37%). In contrast, decreases were recorded in particular in the Nordic Member States – **Denmark** (-59%), **Finland** (-53%) and **Sweden** (-42%) – as well as in the **Netherlands** (-47%), **Belgium** (-44%) and **Austria** (-22%).

## Highest number of first time applicants relative to the population in Germany, Hungary, Austria and Greece

Compared with the population of each Member State, the highest rate of registered first time applicants during the second quarter 2016 was recorded in **Germany** (2 273 first time applicants per million inhabitants), followed by **Hungary** (1 517), **Austria** (1 241) and **Greece** (1 113). In contrast, the lowest rates were observed in **Slovakia** (2 applicants per million inhabitants), **Romania** (11), **Portugal** (15), **Lithuania** (24), the **Czech Republic** and **Estonia** (both 26). In the second quarter 2016, there were in total 599 first time asylum applicants per million inhabitants in the **EU** as a whole.

### First time asylum applicants in the EU Member States

	Number of applicants			Share in EU total	Applicants per million inhabitants*
	Q1 2016	Q2 2016	Change (%)	Q2 2016	Q2 2016
<b>EU</b>	<b>287 085</b>	<b>305 715</b>	<b>+6%</b>	<b>100.0%</b>	<b>599</b>
<b>Belgium</b>	4 715	2 630	-44%	0.9%	233
<b>Bulgaria</b>	4 050	3 505	-13%	1.1%	490
<b>Czech Republic</b>	360	280	-22%	0.1%	26
<b>Denmark</b>	2 985	1 215	-59%	0.4%	213
<b>Germany</b>	174 965	186 745	+7%	61.1%	2 273
<b>Estonia</b>	5	35	+580%	0.0%	26
<b>Ireland</b>	540	450	-17%	0.1%	96
<b>Greece</b>	5 190	12 015	+132%	3.9%	1 113
<b>Spain</b>	2 905	3 970	+37%	1.3%	86
<b>France</b>	17 950	17 835	-1%	5.8%	268
<b>Croatia</b>	160	320	+96%	0.1%	76
<b>Italy</b>	22 335	27 045	+21%	8.8%	446
<b>Cyprus</b>	635	510	-19%	0.2%	604
<b>Latvia</b>	30	90	+184%	0.0%	46
<b>Lithuania</b>	35	70	+89%	0.0%	24
<b>Luxembourg</b>	500	410	-18%	0.1%	715
<b>Hungary</b>	6 830	14 915	+118%	4.9%	1 517
<b>Malta</b>	390	385	-1%	0.1%	882
<b>Netherlands</b>	5 525	2 920	-47%	1.0%	172
<b>Austria</b>	13 880	10 800	-22%	3.5%	1 241
<b>Poland</b>	2 325	3 845	+65%	1.3%	101
<b>Portugal</b>	150	160	+7%	0.1%	15
<b>Romania</b>	215	215	-1%	0.1%	11
<b>Slovenia</b>	485	115	-77%	0.0%	55
<b>Slovakia</b>	15	10	-38%	0.0%	2
<b>Finland</b>	2 145	1 010	-53%	0.3%	184
<b>Sweden</b>	7 700	4 455	-42%	1.5%	452
<b>United Kingdom</b>	10 065	9 765	-3%	3.2%	149
<b>Iceland</b>	125	135	+9%	-	409
<b>Liechtenstein</b>	10	25	+200%	-	638
<b>Norway</b>	885	665	-25%	-	127
<b>Switzerland</b>	7 945	5 620	-29%	-	675

Number of first time applicants is rounded to the nearest 5. Monthly figures available in the Eurostat database may not add up to the quarterly total due to rounding. Calculations are based on exact data.

\* Inhabitants refer to the resident population at 1 January 2016.

- Not applicable

The source dataset can be found [here](#).

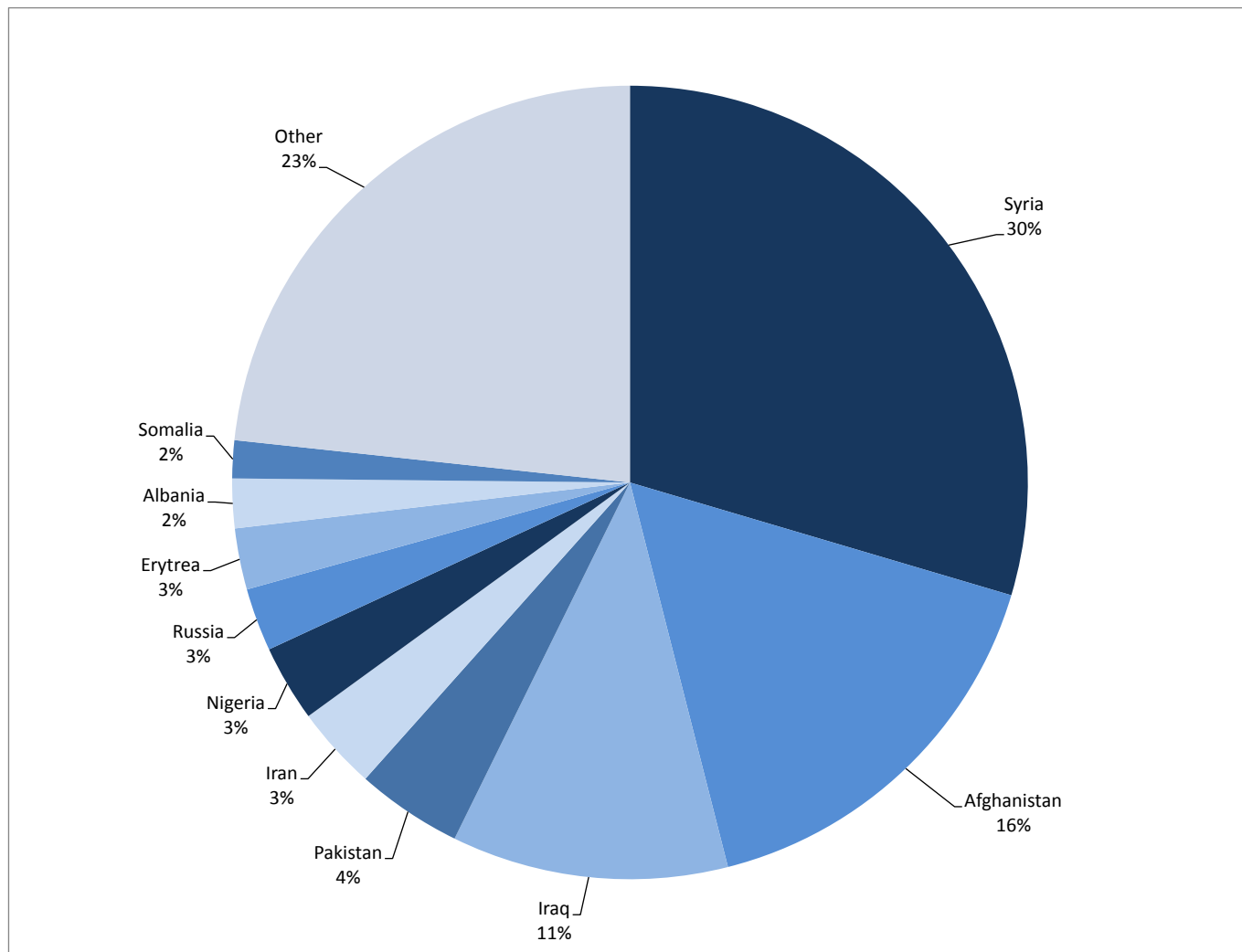
### Almost a third of first time asylum seekers continued to originate from Syria

**Syria** (30% of the total number of first time applicants) remained during the second quarter of 2016 the main country of citizenship of asylum seekers in the EU Member States. Of the 90 500 **Syrians** who applied for the first time for asylum in the EU in the second quarter 2016, 80% were registered in **Germany** (71 800). **Syrians** represented the main citizenship of asylum seekers in eight EU Member States.

**Afghanistan** (16% of the total number of first time applicants) was the second main country of citizenship of asylum seekers in the EU Member States in the second quarter 2016. Of the 50 300 **Afghans** seeking asylum protection for the first time in the EU Member States during the period April-June 2016, nearly two-thirds applied in **Germany** (32 600). **Afghans** represented the main citizenship of asylum seekers in eight EU Member States.

With 34 300 first time applicants (or 11% of the EU total) during the second quarter 2016, **Iraq** was the third country of citizenship of asylum seekers in the EU Member States. More than 80% were registered in **Germany** (27 800).

### First time asylum seekers in the EU Member States by country of citizenship, second quarter 2016



The source dataset can be found [here](#).

## First time asylum applicants by country of citizenship during the second quarter 2016

	Applicants	Three main citizenships of first time asylum applicants								
	#	First citizenship	#	%	Second citizenship	#	%	Third citizenship	#	%
<b>EU</b>	<b>305 715</b>	<b>Syria</b>	<b>90 455</b>	<b>30</b>	<b>Afghanistan</b>	<b>50 285</b>	<b>16</b>	<b>Iraq</b>	<b>34 335</b>	<b>11</b>
Belgium	2 630	Afghanistan	405	15	Syria	385	15	Somalia	180	7
Bulgaria	3 505	Afghanistan	2 080	59	Syria	490	14	Iraq	465	13
Czech Republic	280	Ukraine	90	32	China	25	9	Cuba	25	9
Denmark	1 215	Afghanistan	280	23	Syria	135	11	Somalia	85	7
Germany	186 745	Syria	71 825	38	Afghanistan	32 605	17	Iraq	27 800	15
Estonia	35	Iran	5	14	Afghanistan	5	14	Armenia	5	14
Ireland	450	Pakistan	70	16	Zimbabwe	55	12	Albania	40	9
Greece	12 015	Syria	8 000	67	Iraq	1 100	9	Pakistan	620	5
Spain	3 970	Venezuela	870	22	Syria	865	22	Ukraine	705	18
France	17 835	Afghanistan	1 425	8	Haiti	1 365	8	Albania	1 170	7
Croatia	320	Afghanistan	110	34	Iraq	75	23	Syria	35	11
Italy	27 045	Nigeria	4 395	16	Pakistan	3 565	13	Eritrea	2 160	8
Cyprus	510	Syria	155	30	Pakistan	60	12	Somalia	45	9
Latvia	90	Afghanistan	30	33	Syria	30	33	Russia	10	11
Lithuania	70	Syria	30	43	Ukraine	10	14	Iraq	10	14
Luxembourg	410	Syria	65	16	Kosovo*	55	13	Albania	40	10
Hungary	14 915	Afghanistan	6 890	46	Syria	2 810	19	Pakistan	1 855	12
Malta	385	Libya	165	43	Somalia	60	16	Syria	55	14
Netherlands	2 920	Albania	365	13	Syria	295	10	Eritrea	230	8
Austria	10 800	Afghanistan	3 845	36	Syria	1 920	18	Pakistan	920	9
Poland	3 845	Russia	3 150	82	Tajikistan	300	8	Ukraine	160	4
Portugal	160	Ukraine	40	25	Guinea	15	9	Dem. Rep. of the Congo	15	9
Romania	215	Syria	95	44	Iraq	30	14	Afghanistan	10	5
Slovenia	115	Syria	35	30	Iraq	15	13	Pakistan	10	9
Slovakia	10	Ukraine	5	50	^	^	^^	^	^	
Finland	1 010	Iraq	245	24	Somalia	205	20	Syria	100	10
Sweden	4 455	Syria	775	17	Somalia	370	8	Iraq	325	7
United Kingdom	9 765	Iran	1 250	13	Pakistan	1 070	11	Afghanistan	845	9
Iceland	135	Albania	35	26	FYR of Macedonia	15	11	Palestine	10	7
Liechtenstein	25	Serbia	10	40	^	^	^^	^	^	
Norway	665	Syria	100	15	Afghanistan	80	12	Eritrea	60	9
Switzerland	5 620	Eritrea	965	17	Somalia	585	10	Afghanistan	360	6

Number of first time applicants is rounded to the nearest 5. Monthly figures available in the Eurostat database may not add up to the quarterly total due to rounding. Calculations are based on exact data.

\* Kosovo under UN Security Council Resolution 1244/99.

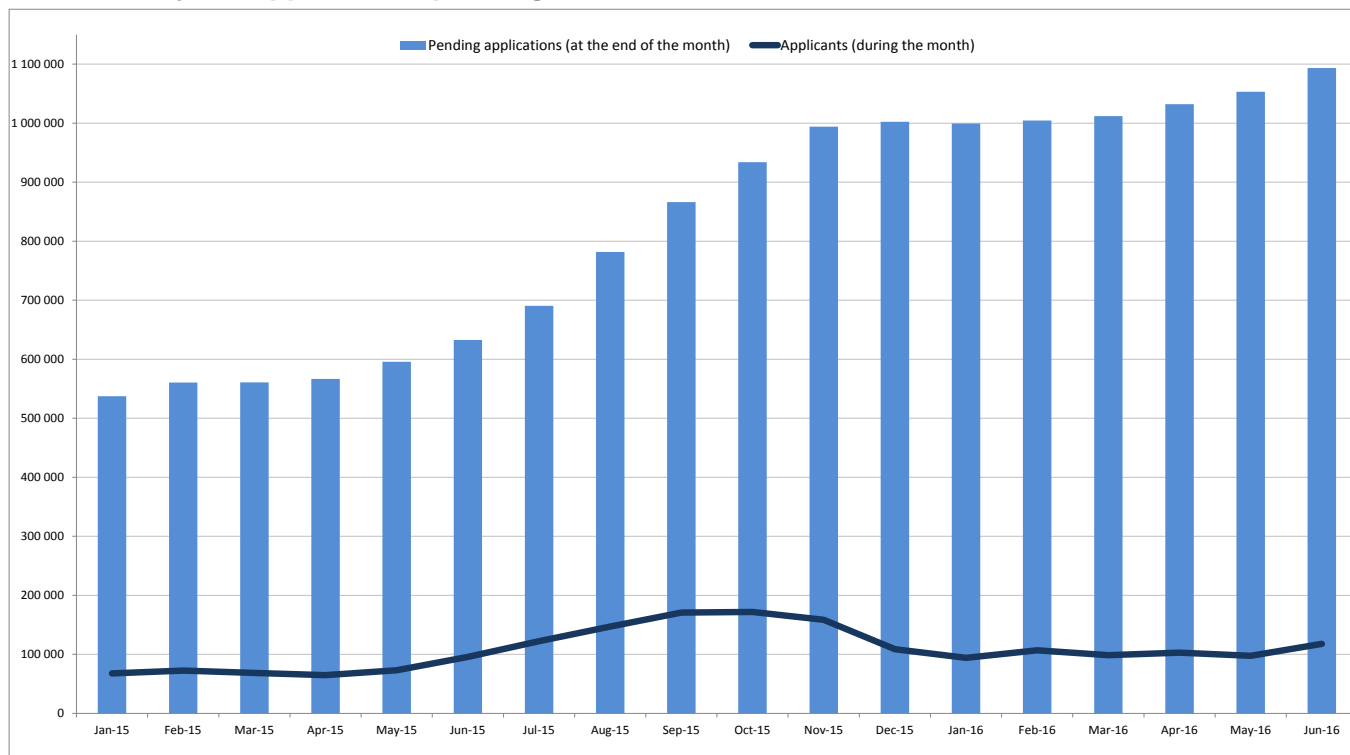
^ No data presented for those citizenships where the number of first time applicants was 2 or fewer during the reference period.

## Over a million asylum applications pending

Pending applications for international protection are those that have been made, at any time and are still under consideration by the responsible national authority at the end of the reference period. In other words, they refer to the “stock” of applications for which decisions are still pending. This statistic is meant to measure the workload of the national authorities.

At the end of June 2016, almost 1.1 million applications for asylum protection in the **EU** Member States were under consideration by the responsible national authority. A year earlier, at the end of June 2015, there were around 633 000. With 571 500 pending applications at the end of June 2016 (or 52% of the EU total), **Germany** had by far the largest share in the EU, ahead of **Sweden** (130 900, or 12%), **Austria** (83 200, or 8%), **Italy** (70 700, or 6%) and **France** (43 000, or 4%).

### Asylum applications pending at the end of the month in the EU Member States



The source dataset can be found [here](#).

### Methods and definitions

Data on asylum are provided to Eurostat by the Ministries of Interior, Justice or immigration agencies of the Member States according to the provisions of Article 4 of the Regulation (EC) 862/2007 of 11 July 2007 on Community statistics on migration and international protection. In addition, all Member States provide data on first time asylum applicants on a voluntary basis.

**'Application for international protection'** means an application for international protection as defined in Art. 2(g) of Council Directive 2004/83/EC, i.e. including requests for refugee status or for subsidiary protection status, irrespective of whether the application was lodged on arrival at the border, or from inside the country, and irrespective of whether the person entered the territory legally (e.g. as a tourist) or illegally.

**'First time asylum applicant/seeker'** means a person having submitted an application for international protection or having been included in such application as a family member, for the first time. Applications submitted by persons who are subsequently found to be a subject of a Dublin procedure are included in the statistics on first time asylum applicants if such persons are also a subject of first asylum application. A person can be recorded as first time applicant only if he or she had never applied for international protection in the reporting country in the past, irrespective of the fact that he or she is found to have applied in another Member State of the European Union.

Contrary to Eurostat's annual news releases on asylum applicants published in March of each year which refers to 'Total asylum applicants', this quarterly news release refers to the number of 'First time asylum applicants' only. The indicator 'First time asylum applicants' excludes repeat applicants i.e. persons applying for asylum more than once in one country and therefore more accurately presents the number of persons applying for international protection in the EU Member States. The use of this indicator is now possible as all Member States are able to provide it to Eurostat.

A person being the subject of a **'pending application'** means a person who is the subject of an application for international protection under consideration by the responsible national authority at the end of the reference period. It includes the number of persons with pending applications at all instances of the administrative and/or judicial procedure (see Art 4.1(b) of the Regulation).

For more information

Eurostat [website section](#) on asylum and managed migration

Eurostat [database](#) on asylum and managed migration

Eurostat [metadata](#) on asylum applications statistics

Eurostat [Statistics Explained article](#) on asylum quarterly data

Eurostat [news release 44/2016](#) of 4 March 2016 on asylum applicants in the EU in 2015


Eurostat [interactive infographic](#) on asylum applicants in 2015

Issued by: **Eurostat Press Office**

**Vincent BOURGEAIS**

**Tel: +352-4301-33 444**

**[eurostat-pressoffice@ec.europa.eu](mailto:eurostat-pressoffice@ec.europa.eu)**

 [ec.europa.eu/eurostat/](http://ec.europa.eu/eurostat/)

 [@EU Eurostat](https://twitter.com/EU_Eurostat)

Production of data:

**Piotr JUCHNO**


**Tel: +352-4301-36 240**

**[piotr.juchno@ec.europa.eu](mailto:piotr.juchno@ec.europa.eu)**

**Alexandros BITOULAS**

**Tel: +352-4301-37 608**

**[alexandros.bitoulas@ec.europa.eu](mailto:alexandros.bitoulas@ec.europa.eu)**

 **Media requests:** Eurostat media support / Tel: +352-4301-33 408 / [eurostat-mediasupport@ec.europa.eu](mailto:eurostat-mediasupport@ec.europa.eu)