

91/2016 - 4 May 2016

Causes of death in 2013

Over a million persons died in the EU from a heart attack or a stroke

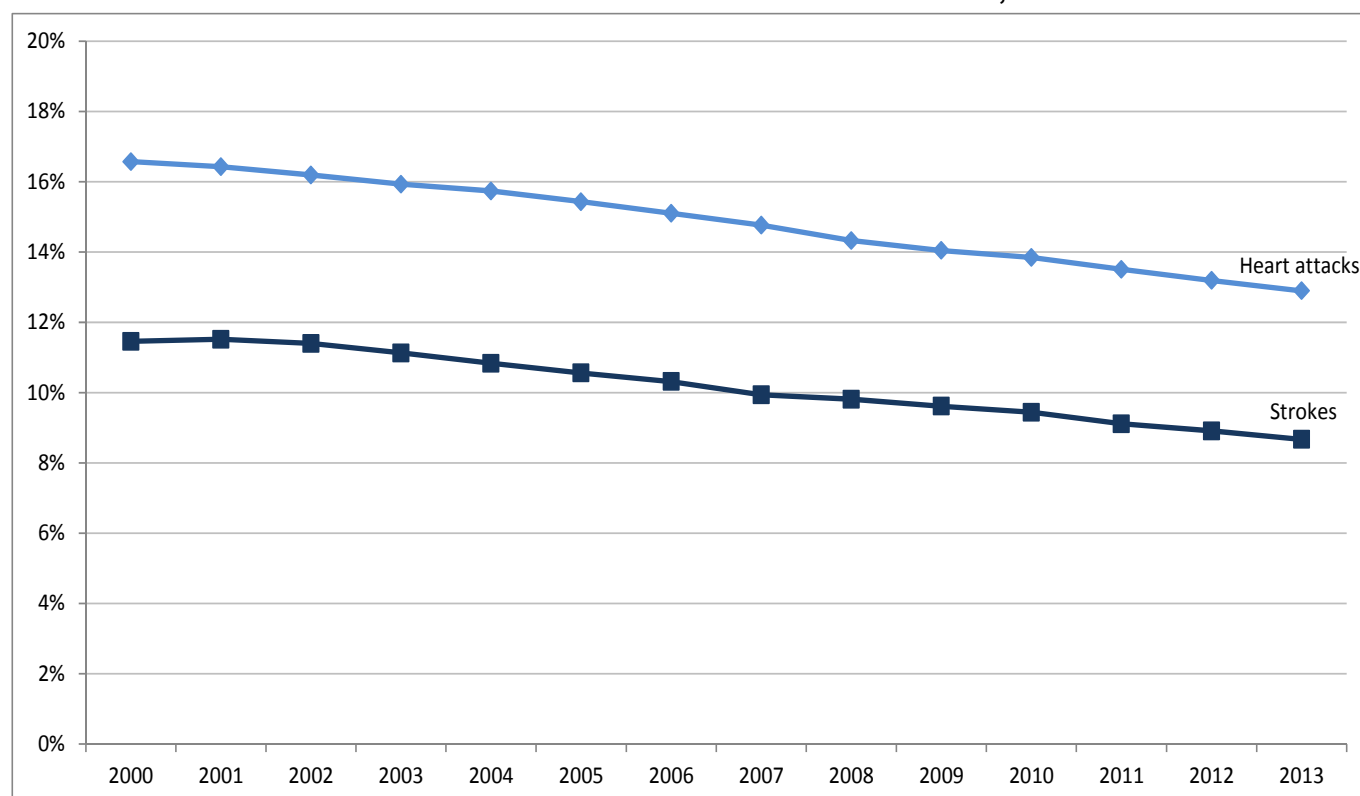
Cause of 1 in every 5 deaths in the EU

In the **European Union** (EU) in 2013, heart attacks (around 644 000 deaths) and strokes (almost 433 000 deaths) were the cause of death for almost 1.1 million persons, accounting for slightly more than 1 in 5 deaths (21.6%). Since 2000 however, the share of both fatal heart attacks and fatal strokes has continuously decreased in the **EU**, from being responsible for 16.6% and 11.5% respectively of all deaths in 2000, to 12.9% and 8.7% in 2013.

When analysed by five year age groups (see graph on last page), the risk of dying from a heart attack or a stroke clearly increases with age, with heart attacks and strokes being responsible for less than 10% of all deaths among people aged below 40 in the **EU**, for between 10% and 20% for those aged 40 to 69 and for over 20% for the older age groups.

This information on causes of death in the EU is issued by **Eurostat, the statistical office of the European Union**.

Share of heart attacks or strokes in all deaths in the EU, 2000-2013

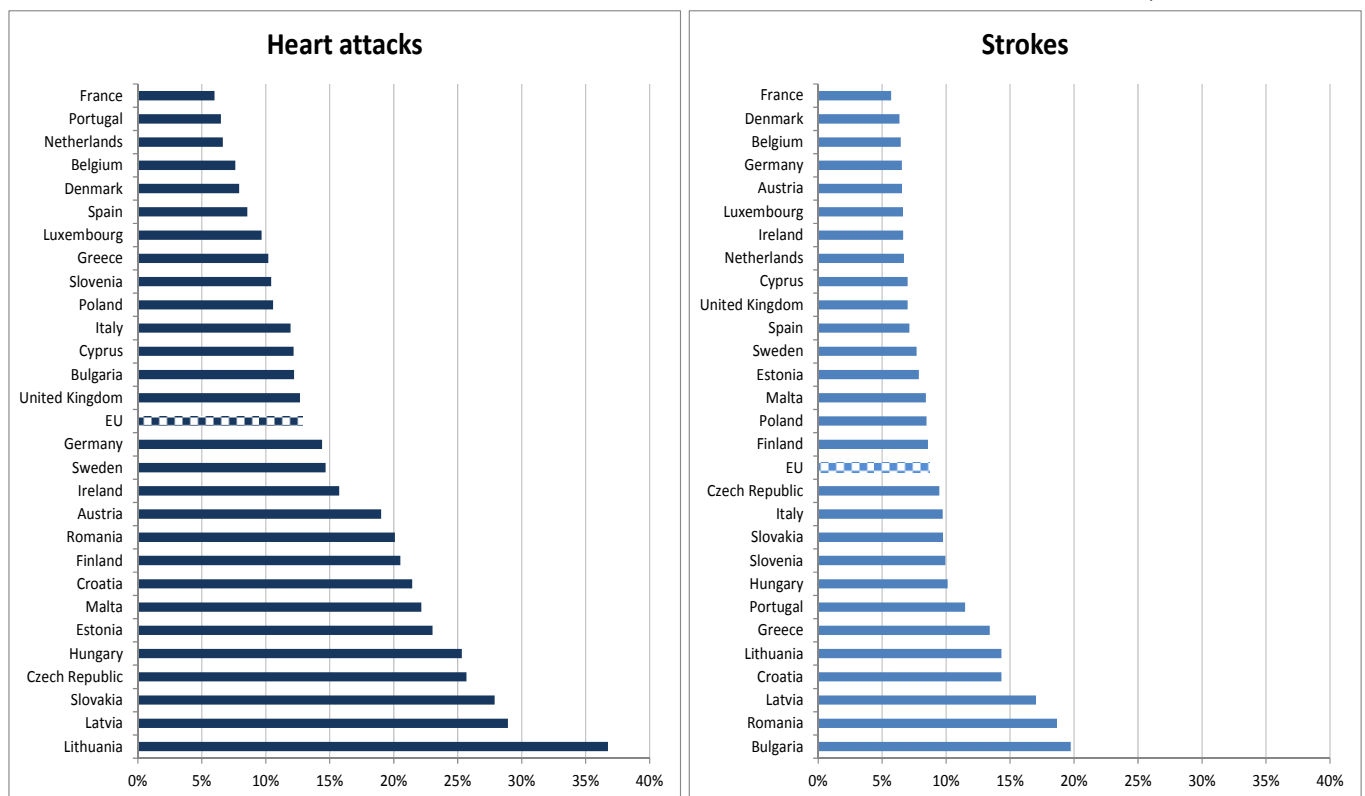


Share of deaths due to heart attacks or strokes lowest in France

More than a third of all deaths were due to heart attacks in **Lithuania** (36.7%) and more than a quarter in **Latvia** (28.9%), **Slovakia** (27.9%), the **Czech Republic** (25.7%) and **Hungary** (25.3%). In contrast, heart attacks accounted for less than 10% of all causes of death in **France** (6.0%), **Portugal** (6.5%), the **Netherlands** (6.6%), **Belgium** (7.6%), **Denmark** (7.9%), **Spain** (8.6%) and **Luxembourg** (9.7%). In the **EU**, deaths due to heart attacks represented 12.9% of all deaths.

Regarding deaths from strokes, the highest proportions were registered in 2013 in **Bulgaria** (19.7%), **Romania** (18.7%) and **Latvia** (17.0%), followed by **Croatia** and **Lithuania** (both 14.3%) as well as **Greece** (13.4%). At the opposite end of the scale, **France** (5.7%), **Denmark** (6.4%), **Belgium** and **Germany** (both 6.5%), **Ireland**, **Luxembourg** and **Austria** (all 6.6%) as well as the **Netherlands** (6.7%) recorded shares below 7%. At **EU** level, strokes were responsible for 8.7% of all deaths in 2013.

Share of deaths due to heart attacks or strokes in the EU Member States, 2013



Largest fall in the share of deaths due to heart attacks in Estonia...

Compared with 2000, the proportion of deaths due to heart attacks dropped in a majority of Member States despite an overall ageing population. Among them, the most remarkable decreases were recorded in **Estonia** (from 32.3% in 2000 to 23.0% in 2010, or -9.3 percentage points), **Denmark** (-8.0 pp), the **United Kingdom** (-7.7 pp), and **Sweden** (-6.9 pp). Increases were observed in **Lithuania** (+4.3 pp), the **Czech Republic** (+4.2 pp), **Hungary** (+3.3 pp) and **Croatia** (+2.9 pp).

...and in the share of deaths due to strokes in Portugal

A similar downward trend applies to deaths from strokes. The largest fall in the share of strokes in all deaths between 2000 and 2013 was registered in **Portugal** (from 19.8% to 11.5%, or -8.4 pp), ahead of **Estonia** (-7.9 pp), the **Czech Republic** (-6.4 pp), **Austria** (-5.0 pp) and **Luxembourg** (-4.9 pp). The only increases were in **Lithuania** (+1.7 pp), **Bulgaria** and **Slovakia** (both +0.9 pp).

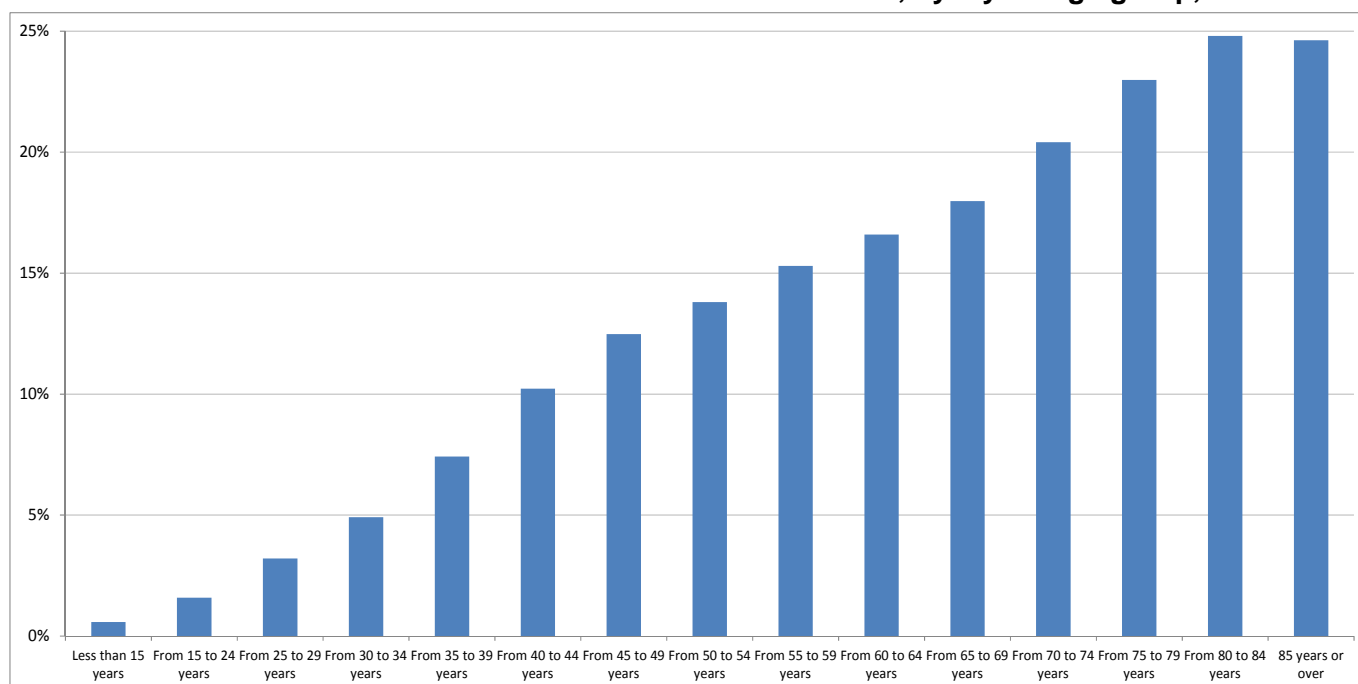
Deaths due to heart attacks or strokes in the EU Member States

	Total number in 2013	Of which:					
		Heart attacks			Strokes		
		Number of deaths in 2013	Share in all deaths, 2013	Share in all deaths, 2000	Total number 2013	Share in all deaths, 2013	Share in all deaths, 2000
EU	1 076 905	644 001	12.9%	16.6%	432 904	8.7%	11.5%
Belgium	15 394	8 338	7.6%	11.6%*	7 056	6.5%	7.9%*
Bulgaria	33 143	12 669	12.2%	17.3%	20 474	19.7%	18.9%
Czech Rep.	38 436	28 083	25.7%	21.5%	10 353	9.5%	15.9%
Denmark	7 471	4 142	7.9%	15.9%	3 329	6.4%	8.7%
Germany	187 800	129 127	14.4%	20.0%	58 673	6.5%	9.6%
Estonia	4 760	3 548	23.0%	32.3%	1 212	7.9%	15.8%
Ireland	6 601	4 642	15.7%	21.0%	1 959	6.6%	8.7%
Greece	26 404	11 408	10.2%	12.3%	14 996	13.4%	17.8%
Spain	61 263	33 413	8.6%	10.9%	27 850	7.1%	10.2%
France	66 727	34 154	6.0%	8.3%*	32 573	5.7%	7.2%*
Croatia	18 171	10 891	21.4%	18.6%	7 280	14.3%	16.7%
Italy	129 945	71 572	11.9%	13.1%	58 373	9.7%	12.0%
Cyprus	1 003	637	12.2%	12.3%*	366	7.0%	7.8%*
Latvia	13 203	8 311	28.9%	30.0%	4 892	17.0%	19.9%
Lithuania	20 972	15 088	36.7%	32.4%	5 884	14.3%	12.6%
Luxembourg	614	364	9.7%	12.6%	250	6.6%	11.6%
Hungary	44 932	32 104	25.3%	22.0%	12 828	10.1%	14.0%
Malta	1 010	732	22.2%	24.6%	278	8.4%	10.7%
Netherlands	18 833	9 378	6.6%	12.4%	9 455	6.7%	8.7%
Austria	20 206	15 024	19.0%	21.2%	5 182	6.6%	11.6%
Poland	73 801	40 978	10.6%	15.1%	32 823	8.5%	11.3%
Portugal	19 209	6 936	6.5%	8.5%	12 273	11.5%	19.8%
Romania	95 637	49 571	20.1%	21.3%	46 066	18.7%	20.3%
Slovenia	3 921	2 006	10.4%	13.4%	1 915	9.9%	11.0%
Slovakia	19 489	14 438	27.9%	29.8%	5 051	9.8%	8.9%
Finland	14 959	10 547	20.5%	26.2%	4 412	8.6%	10.2%
Sweden	20 142	13 212	14.7%	21.5%	6 930	7.7%	10.9%
United Kingdom	112 859	72 688	12.7%	20.4%	40 171	7.0%	10.0%
Liechtenstein	14	11	7.0%	:	3	1.9%	:
Norway	7 238	4 452	11.1%	18.6%	2 786	6.9%	10.2%
Switzerland	11 592	7 822	11.9%	17.1%	3 770	5.8%	7.3%
Serbia	23 025	9 861	9.9%	:	13 164	13.2%	:

: Data not available.

* Belgium: 2003 data instead of 2000; France: 2001 data instead of 2000; Cyprus: 2004 data instead of 2000. The source dataset is available [here](#) for the 2013 data and [here](#) for the 2000 data.

Share of heart attacks and strokes in all deaths in the EU, by 5-year age group, 2013



Geographical information

The **European Union** (EU) includes Belgium, Bulgaria, the Czech Republic, Denmark, Germany, Estonia, Ireland, Greece, Spain, France, Croatia, Italy, Cyprus, Latvia, Lithuania, Luxembourg, Hungary, Malta, the Netherlands, Austria, Poland, Portugal, Romania, Slovenia, Slovakia, Finland, Sweden and the United Kingdom.

Methods and definitions

The data source is Eurostat statistics on causes of death, which provide information on mortality patterns and form a major element of public health information. Causes of death data refer to the *underlying cause* which - according to the World Health Organisation (WHO) - is "the disease or injury which initiated the train of morbid events leading directly to death, or the circumstances of the accident or violence which produced the fatal injury". Causes of death data are derived from death certificates. The medical certification of death is an obligation in all Member States.

Eurostat collects statistics on the causes of death according to a [list](#) of 86 different causes of death.

Hearts attacks and strokes are both diseases of the circulatory system. **Hearts attacks** refer to ischaemic heart diseases (ICD code I20-I25) and **strokes** refer to cerebrovascular diseases (ICD code I60-I69). Because hearts attacks and strokes represent most of fatal cardiovascular diseases, they are combined in this news release.

Data presented in this news release refer to deaths reported in the country, i.e. deaths by residents and non-residents in the reporting country.

For more information

Eurostat [website section](#) dedicated to health statistics.

Eurostat [database](#) on causes of death.

Eurostat [metadata](#) on causes of death statistics.

Eurostat [infographic](#) on deaths due to cardiovascular diseases.

Issued by: **Eurostat Press Office**


Vincent BOURGAISS
Tel: +352-4301- 33 444
eurostat-pressoffice@ec.europa.eu

 ec.europa.eu/eurostat

Production of data:

Marie CLERC
Tel: +352-4301- 34 648
marie.clerc@ec.europa.eu

 [@EU Eurostat](https://twitter.com/EU_Eurostat)

 **Media requests:** Eurostat media support / Tel: +352-4301-33 408 / eurostat-mediasupport@ec.europa.eu