

86/2016 - 29 April 2016

Preliminary flash estimate for the first quarter of 2016

GDP up by 0.6% in the euro area and by 0.5% in the EU28

+1.6% and +1.7% respectively compared with the first quarter of 2015

Improved timeliness of GDP estimates

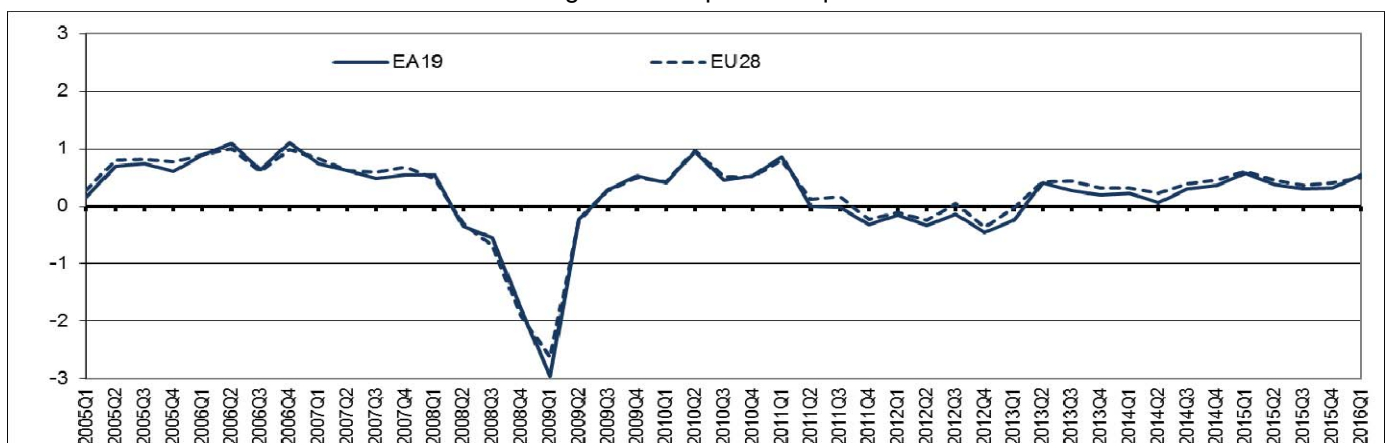
With this release, Eurostat begins the publication of a preliminary GDP flash estimate at around 30 days after the end of the reference quarter. A second GDP flash estimate will continue to be published about 45 days after the end of the reference quarter, which will present the usual Member State data.

Seasonally adjusted GDP rose by 0.6% in the **euro area** (EA19) and by 0.5% in the **EU28** during the first quarter of 2016, compared with the previous quarter, according to a preliminary flash estimate published by **Eurostat, the statistical office of the European Union**. In the fourth quarter of 2015, GDP grew by 0.3% in the **euro area** and by 0.4% in the **EU28**.

Compared with the same quarter of the previous year, seasonally adjusted GDP rose by 1.6% in the **euro area** and by 1.7% in the **EU28** in the first quarter of 2016, after +1.6% and +1.8% respectively in the previous quarter.

EU28 and euro area GDP growth rates

% change over the previous quarter



Growth rates of GDP in volume

(based on seasonally adjusted data)

	Percentage change compared with the previous quarter				Percentage change compared with the same quarter of the previous year			
	2015			2016	2015			2016
	Q2	Q3	Q4	Q1	Q2	Q3	Q4	Q1
EA19	0.4	0.3	0.3	0.6	1.6	1.6	1.6	1.6
EU28	0.5	0.4	0.4	0.5	1.9	1.9	1.8	1.7

The source dataset can be found [here](#).

Geographical information

The **euro area (EA19)** includes Belgium, Germany, Estonia, Ireland, Greece, Spain, France, Italy, Cyprus, Latvia, Lithuania, Luxembourg, Malta, the Netherlands, Austria, Portugal, Slovenia, Slovakia and Finland.

The **European Union (EU28)** includes Belgium, Bulgaria, the Czech Republic, Denmark, Germany, Estonia, Ireland, Greece, Spain, France, Croatia, Italy, Cyprus, Latvia, Lithuania, Luxembourg, Hungary, Malta, the Netherlands, Austria, Poland, Portugal, Romania, Slovenia, Slovakia, Finland, Sweden and the United Kingdom.

Methods and definitions

European quarterly national accounts are compiled in accordance with the European System of Accounts 2010 (ESA 2010).

The preliminary flash estimate of the first quarter of 2016 GDP growth presented in this release is based on the data of 17 Member States, covering 94% of EA19 GDP (91% of EU28 GDP).

Two statistical working papers present the preliminary GDP flash methodology for the European estimates and Member States estimates.

Revisions and timetable

With this preliminary flash estimate, euro area and EU GDP figures for earlier quarters are not revised.

All figures presented in this release may be revised with the GDP t+45 flash estimate scheduled for 13 May 2016 and subsequently by the estimate of GDP and main aggregates scheduled for 7 June 2016.

Data on revisions for test estimations, showing that the preliminary flash estimation procedure is sufficiently reliable, are available in chapter 5 of the statistical working paper Euro area and EU GDP flash estimates at 30 days.

For more information

Eurostat website section on national accounts, and specifically the page on quarterly national accounts

Eurostat database section on national accounts

Eurostat Statistics Explained article on measuring quarterly GDP

Eurostat metadata on quarterly national accounts

European System of Accounts 2010


Eurostat €-indicators release calendar

Issued by: **Eurostat Press Office**

Tim ALLEN

Tel: +352-4301-33 444

eurostat-pressoffice@ec.europa.eu

 ec.europa.eu/eurostat/

 [@EU_Eurostat](https://twitter.com/EU_Eurostat)

For further information on data:


Arto KOKKINEN

Tel: +352-4301-36 527

Hans WOUTERS

Tel: +352-4301-37 356

estat-gdp-query@ec.europa.eu

 **Media requests:** Eurostat media support / Tel: +352-4301-33 408 / eurostat-mediasupport@ec.europa.eu