

Asylum in the EU Member States

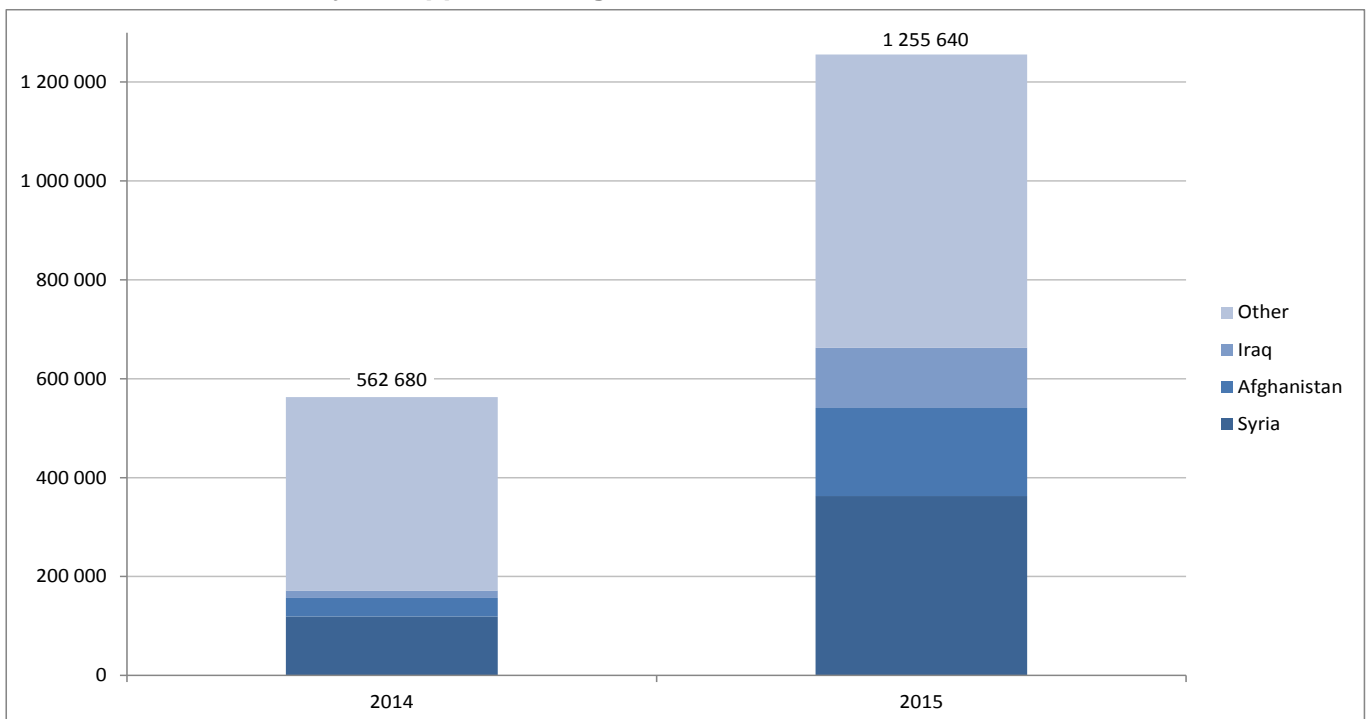
# Record number of over 1.2 million first time asylum seekers registered in 2015

## Syrians, Afghans and Iraqis: top citizenships

In 2015, 1 255 600 first time asylum seekers applied for international protection in the Member States of the **European Union (EU)**, a number more than double that of the previous year.

The number of **Syrians** seeking international protection has doubled in 2015 compared with the previous year to reach 362 800, while the number of **Afghans** has almost quadrupled to 178 200 and that of **Iraqis** has multiplied by 7 to 121 500. They represent the three main citizenships of first time asylum applicants in the **EU Member States** in 2015, accounting for more than half of all first time applicants.

**First time asylum applicants registered in the EU Member States, 2015/2014**



These data on asylum applicants in the **EU** are issued by **Eurostat, the statistical office of the European Union**. They are complemented with a [quarterly report](#) and an [infographic](#) available on the Eurostat website.

### More than a third applied for asylum in Germany

In 2015, the highest number of first time applicants was registered in **Germany** (with 441 800 first time applicants, or 35% of all first time applicants in the EU Member States), followed by **Hungary** (174 400, or 14%), **Sweden** (156 100, or 12%), **Austria** (85 500, or 7%), **Italy** (83 200, or 7%) and **France** (70 600, or 6%). Compared with the previous year, the number of first time asylum applicants in 2015 increased the most in **Finland** (+822%), ahead of **Hungary** (+323%), **Austria** (+233%), **Belgium** (+178%), **Spain** (+167%) and **Germany** (+155%).

## Highest number of first time applicants relative to the population in Hungary and Sweden

Compared with the population of each Member State, the highest number of registered first time applicants in 2015 was recorded in **Hungary** (17 699 first time applicants per million inhabitants), ahead of **Sweden** (16 016), **Austria** (9 970), **Finland** (5 876) and **Germany** (5 441). In contrast, the lowest numbers were observed in **Croatia** (34 applicants per million inhabitants), **Slovakia** (50), **Romania** (62), **Portugal** (80) and **Lithuania** (93). In 2015, there were on average 2 470 first time asylum applicants per million inhabitants in the EU Member States.

### First time asylum applicants in the EU Member States

	Number of first time applicants			Share in EU total (%)	Number of applicants per million inhabitants*
	2014	2015	Change (in %) 2015 / 2014	2015	2015
<b>EU</b>	<b>562 680</b>	<b>1 255 640</b>	<b>+123%</b>	<b>100.0%</b>	<b>2 470</b>
Belgium	14 045	38 990	+178%	3.1%	3 463
Bulgaria	10 805	20 165	+87%	1.6%	2 800
Czech Republic	905	1 235	+36%	0.1%	117
Denmark	14 535	20 825	+43%	1.7%	3 679
Germany	172 945	441 800	+155%	35.2%	5 441
Estonia	145	225	+54%	0.0%	172
Ireland	1 440	3 270	+127%	0.3%	707
Greece	7 585	11 370	+50%	0.9%	1 047
Spain	5 460	14 600	+167%	1.2%	314
France	58 845	70 570	+20%	5.6%	1 063
Croatia	380	140	-63%	0.0%	34
Italy	63 655	83 245	+31%	6.6%	1 369
Cyprus	1 480	2 105	+42%	0.2%	2 486
Latvia	365	330	-10%	0.0%	165
Lithuania	385	275	-29%	0.0%	93
Luxembourg	1 030	2 360	+129%	0.2%	4 194
Hungary	41 215	174 435	+323%	13.9%	17 699
Malta	1 275	1 695	+33%	0.1%	3 948
Netherlands	21 780	43 035	+98%	3.4%	2 546
Austria	25 675	85 505	+233%	6.8%	9 970
Poland	5 610	10 255	+83%	0.8%	270
Portugal	440	830	+89%	0.1%	80
Romania	1 500	1 225	-18%	0.1%	62
Slovenia	355	260	-27%	0.0%	126
Slovakia	230	270	+18%	0.0%	50
Finland	3 490	32 150	+822%	2.6%	5 876
Sweden	74 980	156 110	+108%	12.4%	16 016
United Kingdom	32 120	38 370	+19%	3.1%	591
Norway	10 910	30 470	+179%	-	5 898
Switzerland	21 940	38 060	+73%	-	4 620

Number of first time applicants is rounded to the nearest 5. Calculations are based on exact data.

\* Inhabitants refer to the resident population at 1 January 2015.

- Not applicable

The source dataset can be found [here](#).

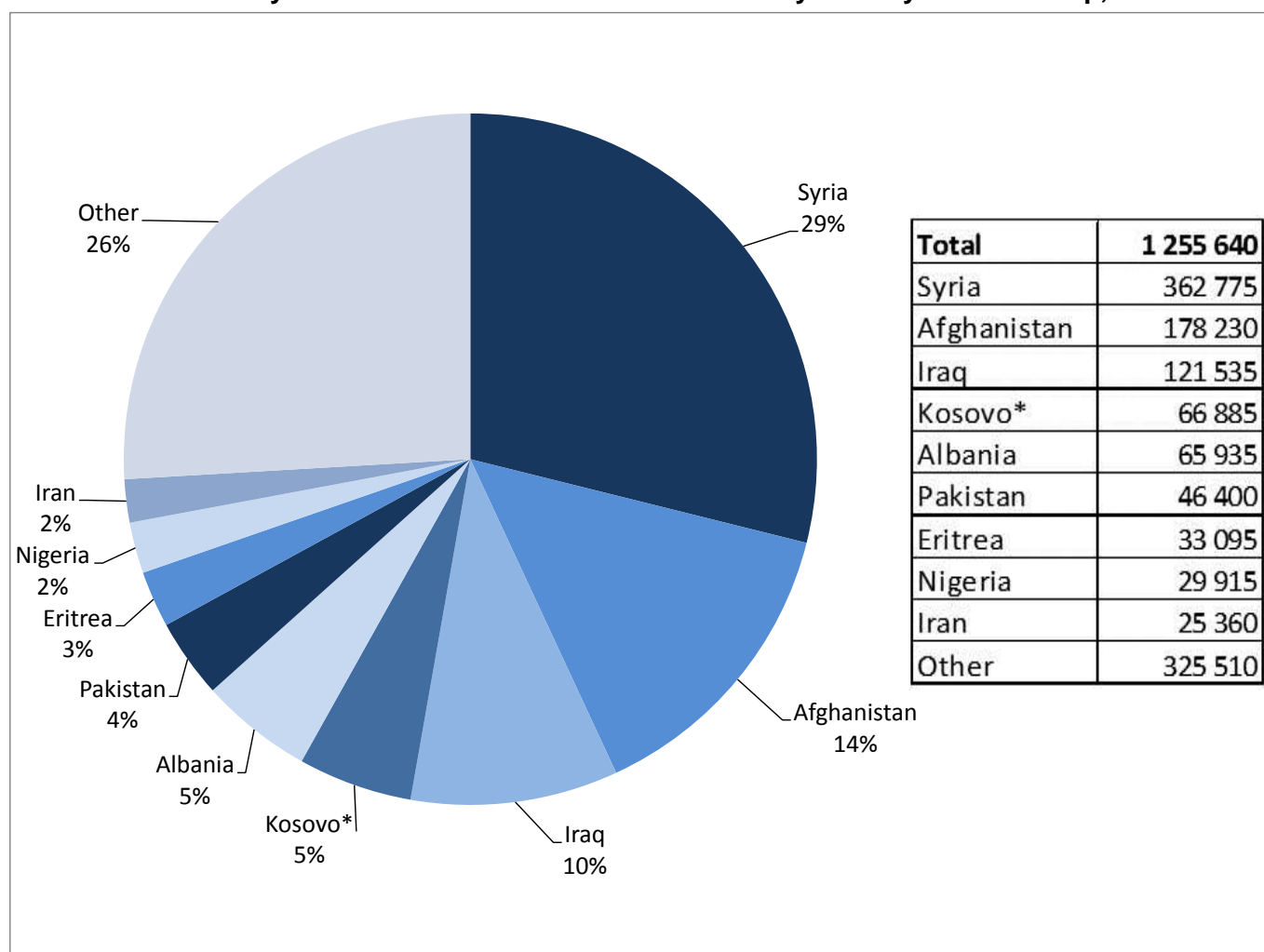
## Almost 1 out of 3 first time asylum seekers originates from Syria

**Syria** (29% of the total number of first time applicants) was again in 2015 the main country of citizenship of asylum seekers in the EU Member States. Of the 362 800 **Syrians** who applied for the first time for asylum in the EU in 2015, almost half were registered in **Germany** (158 700). In total, **Syrians** represented the main citizenship of asylum seekers in twelve EU Member States.

**Afghanistan** (14% of the total number of first time applicants) remained the second main country of citizenship of asylum seekers in the EU Member States in 2015. Of the 178 200 **Afghans** seeking asylum protection for the first time in the EU Member States in 2015, nearly half applied in two Member States: **Hungary** (45 600) and **Sweden** (41 200).

With 121 500 first time applicants (or 10% of the EU total) in 2015, **Iraq** was the third country of citizenship of asylum seekers in the EU Member States. Six in ten applied in one of the following three Members States: **Germany** (29 800), **Finland** (20 400) and **Sweden** (20 200).

First time asylum seekers in the EU Member States by country of citizenship, 2015



\* Kosovo under UN Security Council Resolution 1244/99.

## First time asylum applicants by country of citizenship in 2015

	Applicants	Three main citizenships of first time asylum applicants								
	#	First citizenship	#	%	Second citizenship	#	%	Third citizenship	#	%
<b>EU</b>	<b>1 255 640</b>	<b>Syria</b>	<b>362 775</b>	<b>29</b>	<b>Afghanistan</b>	<b>178 230</b>	<b>14</b>	<b>Iraq</b>	<b>121 535</b>	<b>10</b>
<b>Belgium</b>	38 990	Syria	10 295	26	Iraq	9 215	24	Afghanistan	7 730	20
<b>Bulgaria</b>	20 165	Iraq	6 910	34	Afghanistan	6 165	31	Syria	5 955	30
<b>Czech Republic</b>	1 235	Ukraine	565	46	Syria	130	11	Cuba	125	10
<b>Denmark</b>	20 825	Syria	8 580	41	Iran	2 745	13	Afghanistan	2 215	11
<b>Germany</b>	441 800	Syria	158 655	36	Albania	53 805	12	Kosovo*	33 425	8
<b>Estonia</b>	225	Ukraine	95	42	Iraq	15	7	Syria	15	7
<b>Ireland</b>	3 270	Pakistan	1 350	41	Bangladesh	285	9	Albania	215	7
<b>Greece</b>	11 370	Syria	3 325	29	Afghanistan	1 545	14	Pakistan	1 505	13
<b>Spain</b>	14 600	Syria	5 720	39	Ukraine	3 340	23	Palestine	795	5
<b>France</b>	70 570	Sudan	5 315	8	Syria	4 625	7	Kosovo*	3 825	5
<b>Croatia</b>	140	Syria	25	18	Kosovo*	10	7	Afghanistan	10	7
<b>Italy</b>	83 245	Nigeria	17 780	21	Pakistan	10 285	12	Gambia	8 015	10
<b>Cyprus</b>	2 105	Syria	910	43	Palestine	175	8	Vietnam	125	6
<b>Latvia</b>	330	Iraq	85	26	Vietnam	80	24	Ukraine	45	14
<b>Lithuania</b>	275	Ukraine	60	22	Georgia	45	16	Russia	35	13
<b>Luxembourg</b>	2 360	Syria	635	27	Iraq	545	23	Afghanistan	220	9
<b>Hungary</b>	174 435	Syria	64 080	37	Afghanistan	45 560	26	Kosovo*	23 690	14
<b>Malta</b>	1 695	Libya	895	53	Syria	395	23	Ukraine	70	4
<b>Netherlands</b>	43 035	Syria	18 640	43	Eritrea	7 390	17	Iraq	3 010	7
<b>Austria</b>	85 505	Afghanistan	24 840	29	Syria	24 720	29	Iraq	13 225	15
<b>Poland</b>	10 255	Russia	6 985	68	Ukraine	1 575	15	Tajikistan	525	5
<b>Portugal</b>	830	Ukraine	370	45	Mali	80	10	Pakistan	65	8
<b>Romania</b>	1 225	Syria	550	45	Iraq	190	16	Afghanistan	90	7
<b>Slovenia</b>	260	Afghanistan	45	17	Iraq	45	17	Iran	30	12
<b>Slovakia</b>	270	Iraq	170	63	Afghanistan	25	9	Ukraine	15	6
<b>Finland</b>	32 150	Iraq	20 400	63	Afghanistan	5 190	16	Somalia	1 975	6
<b>Sweden</b>	156 110	Syria	50 890	33	Afghanistan	41 190	26	Iraq	20 190	13
<b>United Kingdom</b>	38 370	Eritrea	3 735	10	Iran	3 680	10	Pakistan	3 245	8
<b>Norway</b>	30 470	Syria	10 535	35	Afghanistan	6 910	23	Iraq	2 935	10
<b>Switzerland</b>	38 060	Eritrea	9 860	26	Afghanistan	7 800	20	Syria	4 650	12

Number of first time applicants is rounded to the nearest 5. Calculations are based on exact data.

\* Kosovo under UN Security Council Resolution 1244/99.

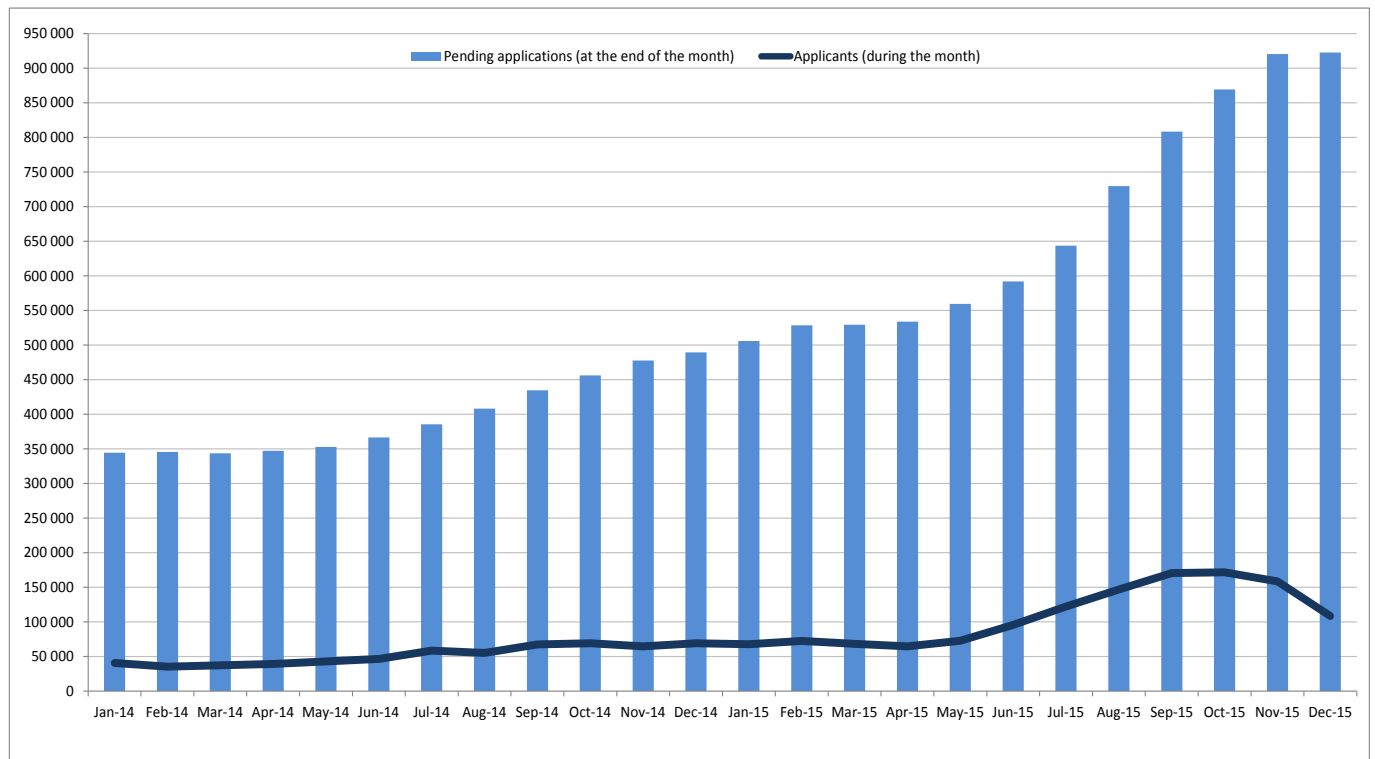
The source dataset can be found [here](#).

## Almost a million asylum applications pending

Pending applications refer to all persons who have made, at any time, an application for international protection which is still under consideration by the responsible national authority at the end of the reference period. It thus refers to the “stock” of applications for which decisions are still pending. This indicator is meant to measure the workload of the national authorities.

At the end of 2015, 922 800 applications for international protection in the **EU** Member States were still under consideration by the responsible national authority. At the end of 2014, there were about half as many (489 300). With 424 800 pending applications at the end of 2015 (or 46% of the EU total), **Germany** had the largest share in the EU, ahead of **Sweden** (156 700, or 17%) and **Italy** (60 200, or 7%).

### Asylum applications pending at the end of the month in the EU Member States\*



\* Pending applications in the EU do not include the Netherlands for Jan-Dec 2014 and Austria for the whole period.

### Methods and definitions

Data on asylum are provided to Eurostat by the Ministries of Interior, Justice or immigration agencies of the Member States according to the provisions of Article 4 of the Regulation (EC) 862/2007 of 11 July 2007 on Community statistics on migration and international protection. In addition, all Member States provide data on first time asylum applicants on a voluntary basis.

**'Application for international protection'** means an application for international protection as defined in Art. 2(g) of Council Directive 2004/83/EC, i.e. including requests for refugee status or for subsidiary protection status, irrespective of whether the application was lodged on arrival at the border, or from inside the country, and irrespective of whether the person entered the territory legally (e.g. as a tourist) or illegally.

**'First time asylum applicant/seeker'** means a person having submitted an application for international protection or having been included in such application as a family member, for the first time. Applications submitted by persons who are subsequently found to be a subject of a Dublin procedure are included in the statistics on first time asylum applicants if such persons are also a subject of first asylum application. A person can be recorded as first time applicant only if he or she had never applied for international protection in the reporting country in the past, irrespective of the fact that he or she is found to have applied in another Member State of the European Union.

This news release refers to the number of 'First time asylum applicants'. The indicator 'First time asylum applicants' excludes repeat applicants i.e. persons applying for asylum more than once in one country and therefore more accurately presents the number of persons applying for international protection in the EU Member States. The use of this indicator is now possible as all Member States are able to provide it to Eurostat.

A person being the subject of a **'pending application'** means a person who is the subject of an application for international protection under consideration by the responsible national authority at the end of the reference period. It includes the number of persons with pending applications at all instances of the administrative and/or judicial procedure (see Art 4.1(b) of the Regulation).

For more information

Eurostat database on asylum and managed migration

Eurostat metadata on asylum applications statistics

Eurostat Statistics Explained article on asylum quarterly data

Eurostat Statistics Explained article on asylum annual data


Eurostat interactive infographic on asylum applicants in 2015

Issued by: **Eurostat Press Office**

**Vincent BOURGEAIS**

**Tel: +352-4301-33 444**

**[eurostat-pressoffice@ec.europa.eu](mailto:eurostat-pressoffice@ec.europa.eu)**

 [ec.europa.eu/eurostat/](http://ec.europa.eu/eurostat/)

Production of data:


**Piotr JUCHNO**

**Alexandros BITOULAS**

**Tel: +352-4301-37 608**

**[alexandros.bitoulas@ec.europa.eu](mailto:alexandros.bitoulas@ec.europa.eu)**

 [@EU\\_Eurostat](https://twitter.com/EU_Eurostat)

 **Media requests:** Eurostat media support / Tel: +352-4301-33 408 / [eurostat-mediasupport@ec.europa.eu](mailto:eurostat-mediasupport@ec.europa.eu)