

40/2016 - 29 February 2016

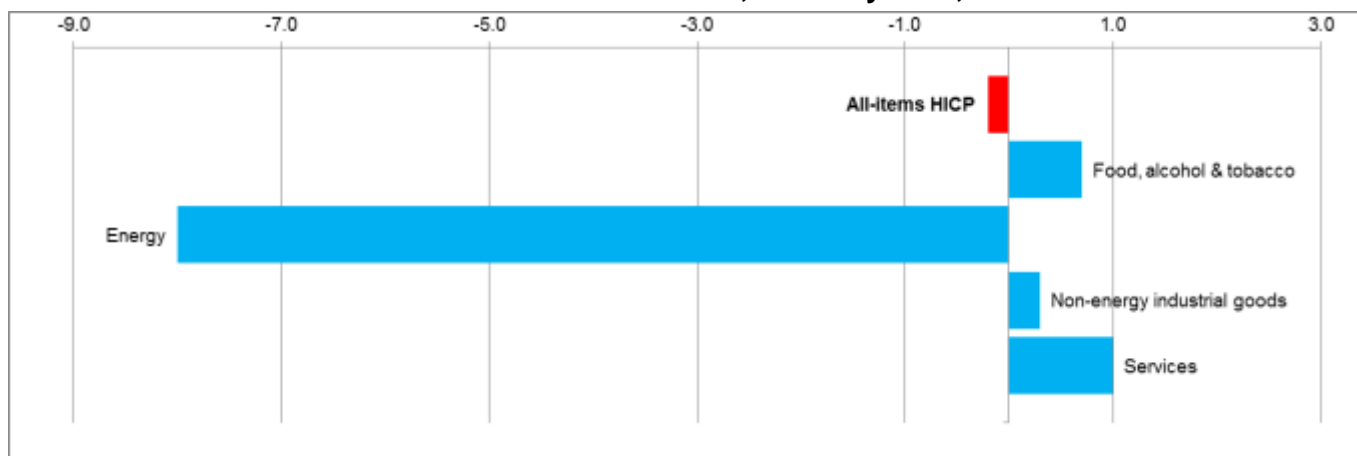
Flash estimate – February 2016

Euro area annual inflation down to -0.2%

Euro area annual inflation is expected to be -0.2% in February 2016, down from 0.3% in January, according to a flash estimate from **Eurostat, the statistical office of the European Union**.

Looking at the main components of euro area inflation, services is expected to have the highest annual rate in February (1.0%, compared with 1.2% in January), followed by food, alcohol & tobacco (0.7%, compared with 1.0% in January), non-energy industrial goods (0.3%, compared with 0.7% in January) and energy (-8.0%, compared with -5.4% in January).

Euro area annual inflation, February 2016, %



Euro area annual inflation and its components, %

	Weight (%) 2016	Feb 2015	Sep 2015	Oct 2015	Nov 2015	Dec 2015	Jan 2016	Feb 2016
All-items HICP	1000.0	-0.3	-0.1	0.1	0.1	0.2	0.3	-0.2e
All-items excluding:								
> energy	902.6	0.7	1.0	1.2	1.0	1.0	1.0	0.7e
> energy, unprocessed food	828.5	0.7	0.8	1.0	0.9	0.9	1.0	0.8e
> energy, food, alcohol & tobacco	707.3	0.7	0.9	1.1	0.9	0.9	1.0	0.7e
Food, alcohol & tobacco	195.3	0.5	1.4	1.6	1.5	1.2	1.0	0.7e
> processed food, alcohol & tobacco	121.3	0.5	0.6	0.6	0.7	0.7	0.8	0.9e
> unprocessed food	74.1	0.4	2.7	3.2	2.7	2.0	1.4	0.3e
Energy	97.4	-7.9	-8.9	-8.5	-7.3	-5.8	-5.4	-8.0e
Non-energy industrial goods	265.5	-0.1	0.3	0.6	0.6	0.5	0.7	0.3e
Services	441.8	1.2	1.2	1.3	1.2	1.1	1.2	1.0e

e = estimate

The source dataset is available [here](#).

Geographical coverage

The **euro area** consists of Belgium, Germany, Estonia, Ireland, Greece, Spain, France, Italy, Cyprus, Latvia, Lithuania, Luxembourg, Malta, the Netherlands, Austria, Portugal, Slovenia, Slovakia and Finland.

The euro area data refer to the country composition at a specific point in time. New Member States are integrated into the aggregate using a chain index formula.

Methods and definitions

Annual inflation is the change of the price level between the current month and the same month of the previous year.

Revisions and timetable

The euro area inflation flash estimate is issued at the end of each reference month.

The complete set of harmonised indices of consumer prices (HICP) for the euro area, EU and Member States is released around the middle of the month following the reference month. The next release with full data for February 2016 is scheduled for 17 March 2016.

For more information

Eurostat's [website section](#) on inflation

Eurostat's [database section](#) on inflation

Eurostat's [Statistics Explained article](#) on inflation in the euro area

Eurostat's [metadata](#) on inflation


Eurostat's €-indicators [release calendar](#)

Issued by **Eurostat Press Office**

Tim ALLEN

Tel: +352-4301-33 444

eurostat-pressoffice@ec.europa.eu

 ec.europa.eu/eurostat/


For further information on data:

Svetoslava PAVLOVA

Tel: +352-4301-34 406

estat-hicp@ec.europa.eu

 [@EU_Eurostat](https://twitter.com/EU_Eurostat)

 **Media requests:** Eurostat media support / Tel: +352-4301-33 408 / eurostat-mediasupport@ec.europa.eu