

Asylum in the EU Member States

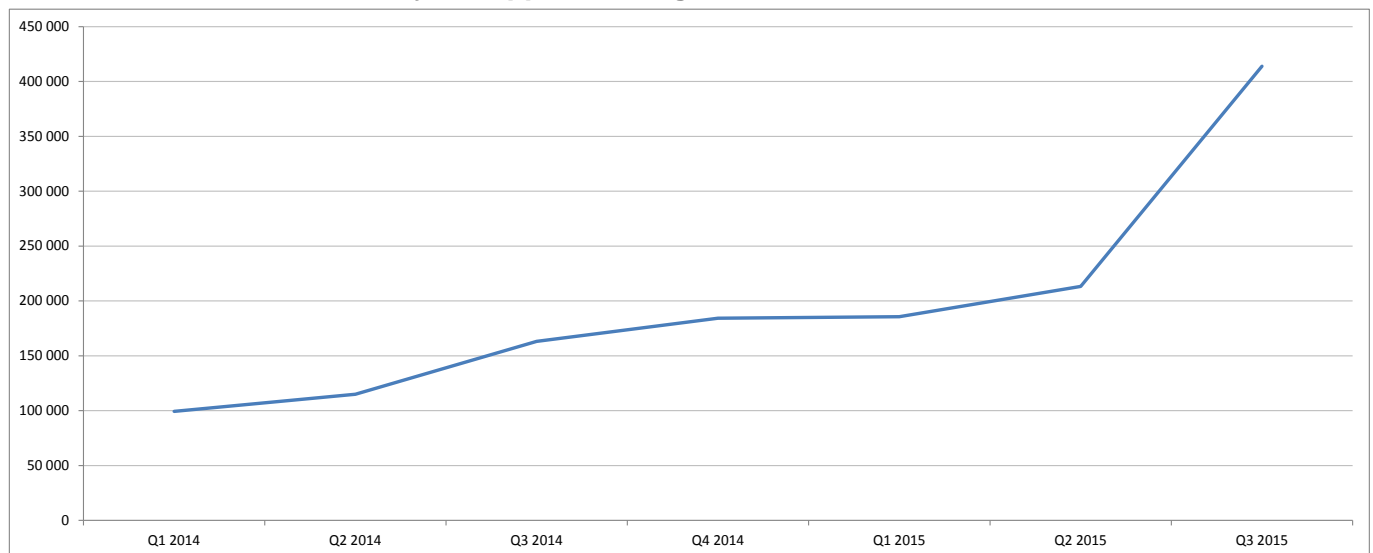
# More than 410 000 first time asylum seekers registered in the third quarter of 2015

1 out of 3 are from Syria

During the third quarter of 2015 (from July to September 2015), 413 800 first time asylum seekers applied for international protection in the Member States of the **European Union** (EU), a number almost double that of the second quarter of 2015.

During the third quarter of 2015, the number of **Syrians** and **Iraqis** seeking international protection has more than tripled compared with the previous quarter to reach almost 138 000 and 44 500 respectively; while the number of **Afghans** has doubled to more than 56 500. They represent the three main citizenships of first time asylum applicants in the **EU** Member States over the third quarter 2015, accounting for more than half of all first time applicants.

**First time asylum applicants registered in the EU Member States**



These quarterly data on asylum in the **EU** come from a [report](#) issued by **Eurostat**, the statistical office of the **European Union**.

## More than half applied for asylum in Germany or Hungary

During the third quarter 2015, the highest number of first time applicants was registered in **Germany** and **Hungary** (both with slightly over 108 000 first time applicants, or 26% each of total first time applicants in the EU Member States), followed by **Sweden** (42 500, or 10%), **Italy** (28 400, or 7%) and **Austria** (27 600, or 7%). Compared with the previous quarter, the number of first time asylum applicants in the third quarter 2015 notably jumped in **Finland** (+842%), **Hungary** (+231%), **Sweden** (+197%), **Belgium** (+191%), **Luxembourg** (+154%), the **Netherlands** (+136%), **Denmark** (+121%), **Poland** (+110%) and **Italy** (+91%).

## Highest number of first time applicants relative to the population in Hungary

Compared with the population of each Member State, the highest rate of registered first time applicants during the third quarter 2015 was recorded in **Hungary** (10 974 first time applicants per million inhabitants), ahead of **Sweden** (4 362), **Austria** (3 215), **Finland** (2 765), **Germany** (1 334), **Belgium** (1 301) and **Luxembourg** (1 108). In contrast, the lowest rates were observed in **Slovakia** (3 applicants per million inhabitants), **Croatia** (8), **Romania** (14), **Portugal** (21) and the **Czech Republic** (25). In the third quarter 2015, there were in total 814 first time asylum applicants per million inhabitants in the EU Member States.

### First time asylum applicants in the EU Member States

	Number of first time applicants			Share in EU total (%)	Number of applicants per million inhabitants*
	Q2 2015	Q3 2015	Evolution (in %) Q3-2015 / Q2-2015	Q3 2015	Q3 2015
<b>EU</b>	<b>213 200</b>	<b>413 815</b>	<b>+94%</b>	<b>100.0%</b>	<b>814</b>
<b>Belgium</b>	5 040	14 650	+191%	3.5%	1 301
<b>Bulgaria</b>	4 050	5 340	+32%	1.3%	742
<b>Czech Republic</b>	275	260	-5%	0.1%	25
<b>Denmark</b>	2 495	5 520	+121%	1.3%	975
<b>Germany</b>	80 935	108 305	+34%	26.2%	1 334
<b>Estonia</b>	65	70	+14%	0.0%	55
<b>Ireland</b>	855	1 025	+20%	0.2%	222
<b>Greece</b>	2 865	2 890	+1%	0.7%	267
<b>Spain</b>	3 675	3 585	-2%	0.9%	77
<b>France</b>	14 685	17 640	+20%	4.3%	266
<b>Croatia</b>	25	35	+42%	0.0%	8
<b>Italy</b>	14 895	28 395	+91%	6.9%	467
<b>Cyprus</b>	400	610	+53%	0.1%	721
<b>Latvia</b>	105	90	-12%	0.0%	46
<b>Lithuania</b>	60	85	+43%	0.0%	30
<b>Luxembourg</b>	245	625	+154%	0.2%	1 108
<b>Hungary</b>	32 675	108 085	+231%	26.1%	10 974
<b>Malta</b>	380	425	+12%	0.1%	990
<b>Netherlands</b>	6 270	14 775	+136%	3.6%	874
<b>Austria</b>	17 395	27 600	+59%	6.7%	3 215
<b>Poland</b>	1 765	3 710	+110%	0.9%	98
<b>Portugal</b>	250	220	-12%	0.1%	21
<b>Romania</b>	375	270	-28%	0.1%	14
<b>Slovenia</b>	40	70	+67%	0.0%	34
<b>Slovakia</b>	25	15	-35%	0.0%	3
<b>Finland</b>	1 605	15 130	+842%	3.7%	2 765
<b>Sweden</b>	14 295	42 520	+197%	10.3%	4 362
<b>United Kingdom</b>	7 470	11 870	+59%	2.9%	183
<b>Norway</b>	2 760	8 505	+208%	-	1 646
<b>Switzerland</b>	7 010	11 980	+71%	-	1 455

Number of first time applicants is rounded to the nearest 5. Monthly figures available in the Eurostat database may not add up to the quarterly total due to rounding. Calculations are based on exact data.

\* Inhabitants refer to the resident population at 1 January 2015.

- Not applicable

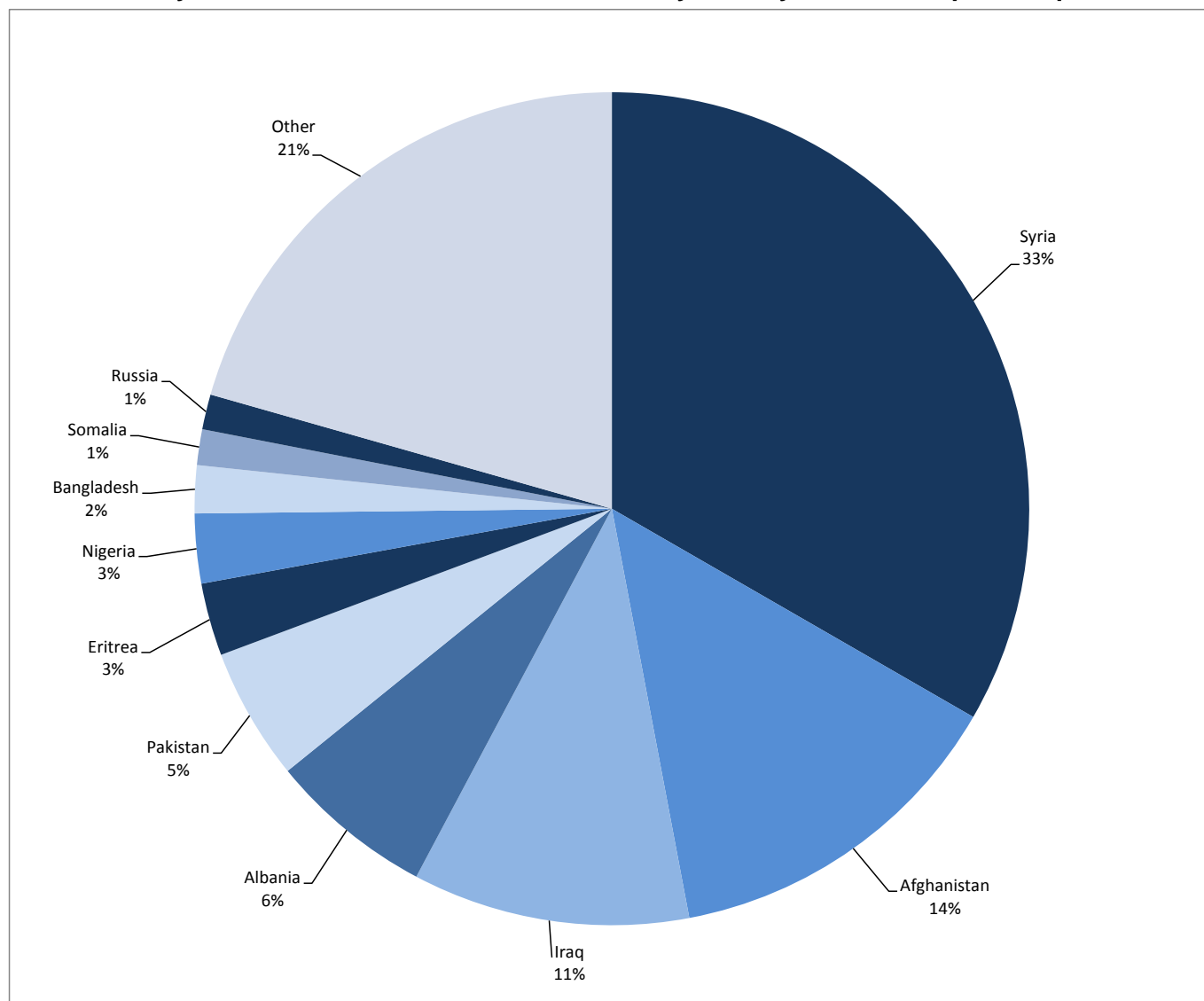
## One out of three first time asylum seekers originates from Syria

**Syria** (33% of the total number of first time applicants) was again during the third quarter of 2015 the main country of citizenship of asylum seekers in the EU Member States. Of the 137 900 **Syrians** who applied for the first time for asylum in the EU in the third quarter 2015, almost two-thirds were registered in two Member States: **Hungary** (53 100) and **Germany** (35 800). In total, **Syrians** represented the main citizenship of asylum seekers in eleven EU Member States.

**Afghanistan** (14% of the total number of first time applicants) remained the second main country of citizenship of asylum seekers in the EU Member States in the third quarter 2015. Of the 56 700 **Afghans** seeking asylum protection for the first time in the EU Member States during the period July-September 2015, nearly half (27 600) applied in **Hungary**.

With 44 400 first time applicants (or 11% of the EU total) during the third quarter 2015, **Iraq** was the third country of citizenship of asylum seekers in the EU Member States. More than a quarter of them applied in **Finland** (11 600).

### First time asylum seekers in the EU Member States by country of citizenship, third quarter 2015



## First time asylum applicants by country of citizenship during the third quarter 2015

	Applicants	Three main citizenships of first time asylum applicants								
	#	First citizenship	#	%	Second citizenship	#	%	Third citizenship	#	%
<b>EU</b>	<b>413 815</b>	<b>Syria</b>	<b>137 935</b>	<b>33</b>	<b>Afghanistan</b>	<b>56 670</b>	<b>14</b>	<b>Iraq</b>	<b>44 425</b>	<b>11</b>
<b>Belgium</b>	14 650	Iraq	6 075	41	Syria	3 800	26	Afghanistan	1 355	9
<b>Bulgaria</b>	5 340	Iraq	1 815	34	Syria	1 645	31	Afghanistan	1 600	30
<b>Czech Republic</b>	260	Ukraine	120	46	Syria	20	8	Cuba	15	6
<b>Denmark</b>	5 520	Syria	2 705	49	Eritrea	840	15	Iraq	420	8
<b>Germany</b>	108 305	Syria	35 795	33	Albania	22 405	21	Afghanistan	7 100	7
<b>Estonia</b>	70	Ukraine	25	36	Afghanistan	10	14	Iraq	10	14
<b>Ireland</b>	1 025	Pakistan	410	40	Bangladesh	100	10	Albania	75	7
<b>Greece</b>	2 890	Syria	990	34	Pakistan	410	14	Afghanistan	405	14
<b>Spain</b>	3 585	Syria	1 230	34	Ukraine	945	26	Palestine	290	8
<b>France</b>	17 640	Sudan	1 725	10	Syria	1 335	8	Iraq	1 020	6
<b>Croatia</b>	35	Iraq	5	14	Syria	5	14	Turkey	5	14
<b>Italy</b>	28 395	Nigeria	7 575	27	Pakistan	2 990	11	Bangladesh	2 830	10
<b>Cyprus</b>	610	Syria	270	44	Palestine	95	16	Vietnam	30	5
<b>Latvia</b>	90	Afghanistan	20	22	Iraq	20	22	Ukraine	15	17
<b>Lithuania</b>	85	Russia	15	18	Iraq	15	18	Ukraine	15	18
<b>Luxembourg</b>	625	Syria	220	35	Iraq	115	18	Albania	50	8
<b>Hungary</b>	108 085	Syria	53 070	49	Afghanistan	27 640	26	Pakistan	11 745	11
<b>Malta</b>	425	Libya	215	51	Syria	105	25	Ukraine	20	5
<b>Netherlands</b>	14 775	Syria	8 020	54	Eritrea	3 030	21	Stateless**	795	5
<b>Austria</b>	27 600	Syria	8 885	32	Afghanistan	6 850	25	Iraq	5 310	19
<b>Poland</b>	3 710	Russia	2 695	73	Ukraine	345	9	Syria	195	5
<b>Portugal</b>	220	Ukraine	85	39	China	30	14	Pakistan	25	11
<b>Romania</b>	270	Syria	100	37	Iraq	55	20	Afghanistan	30	11
<b>Slovenia</b>	70	Iraq	25	36	Kosovo*	10	14	Ukraine	5	7
<b>Slovakia</b>	15	Afghanistan	10	67	Ukraine	5	33	^	^	^
<b>Finland</b>	15 130	Iraq	11 595	77	Somalia	1 110	7	Afghanistan	760	5
<b>Sweden</b>	42 520	Syria	18 140	43	Afghanistan	7 575	18	Iraq	4 285	10
<b>United Kingdom</b>	11 870	Sudan	1 550	13	Eritrea	1 380	12	Iran	990	8
<b>Norway</b>	8 505	Syria	3 820	45	Afghanistan	1 390	16	Eritrea	1 110	13
<b>Switzerland</b>	11 980	Eritrea	5 090	42	Syria	1 535	13	Afghanistan	1 360	11

Number of first time applicants is rounded to the nearest 5. Monthly figures available in the Eurostat database may not add up to the quarterly total due to rounding. Calculations are based on exact data.

^ No data presented for those citizenships where the number of first time applicants was 2 or fewer during the reference period.

\* Kosovo under UN Security Council Resolution 1244/99.

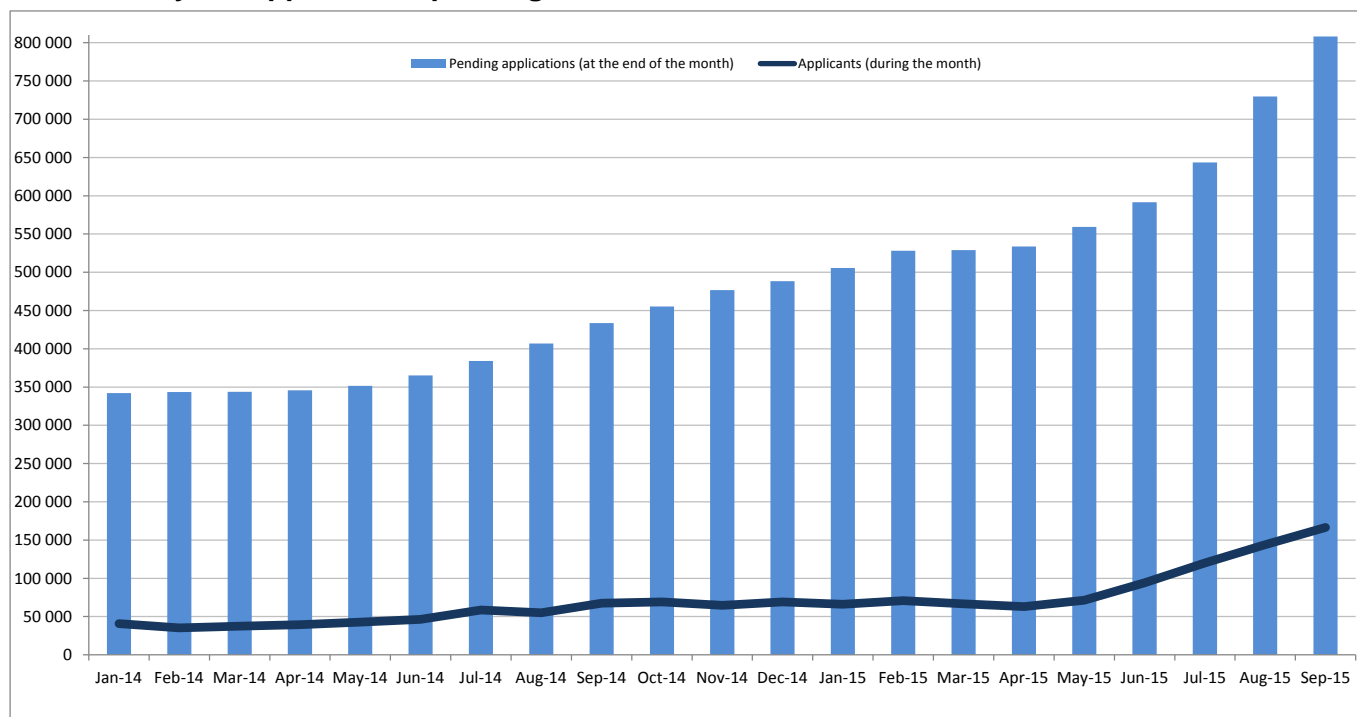
\*\* A stateless person is someone who is not recognized as a citizen of any state.

## Over 800 000 asylum applications pending

Pending applications refer to all persons who have made, at any time, an application for international protection which is still under consideration by the responsible national authority at the end of the reference period. It thus refers to the “stock” of applications for which decisions are still pending. This indicator is meant to measure the workload of the national authorities.

At the end of September 2015, more than 808 000 applications for asylum protection in the **EU Member States** were still under consideration by the responsible national authority. Last year, at the end of September 2014, there were almost 435 000. With 366 000 pending applications at the end of September 2015 (or 45% of the EU total), **Germany** had by far the largest share in the EU, ahead of **Hungary** (107 500, or 13%), **Sweden** (85 700, or 11%) and **Italy** (50 500, or 6%).

### Asylum applications pending at the end of the month in the EU Member States\*



\* Pending applications in the EU do not include the Netherlands for Jan-Dec 2014 and Austria for the whole period.

### Methods and definitions

Data on asylum are provided to Eurostat by the Ministries of Interior, Justice or immigration agencies of the Member States according to the provisions of Article 4 of the Regulation (EC) 862/2007 of 11 July 2007 on Community statistics on migration and international protection. In addition, all Member States provide data on first time asylum applicants on a voluntary basis.

**'Application for international protection'** means an application for international protection as defined in Art. 2(g) of Council Directive 2004/83/EC, i.e. including requests for refugee status or for subsidiary protection status, irrespective of whether the application was lodged on arrival at the border, or from inside the country, and irrespective of whether the person entered the territory legally (e.g. as a tourist) or illegally.

**'First time asylum applicant/seeker'** means a person having submitted an application for international protection or having been included in such application as a family member, for the first time. Applications submitted by persons who are subsequently found to be a subject of a Dublin procedure are included in the statistics on first time asylum applicants if such persons are also a subject of first asylum application. A person can be recorded as first time applicant only if he or she had never applied for international protection in the reporting country in the past, irrespective of the fact that he or she is found to have applied in another Member State of the European Union.

Contrary to Eurostat's annual news releases on asylum applicants published in March of each year which refers to 'Total asylum applicants', this quarterly news release refers to the number of 'First time asylum applicants' only. The indicator 'First time asylum applicants' excludes repeat applicants i.e. persons applying for asylum more than once in one country and therefore more accurately presents the number of persons applying for international protection in the EU Member States. The use of this indicator is now possible as all Member States are able to provide it to Eurostat.

A person being the subject of a **'pending application'** means a person who is the subject of an application for international protection under consideration by the responsible national authority at the end of the reference period. It includes the number of persons with pending applications at all instances of the administrative and/or judicial procedure (see Art 4.1(b) of the Regulation).

For more information

Eurostat's database section on asylum and managed migration

Eurostat's metadata on asylum applications statistics

Eurostat's Statistics Explained article on asylum quarterly data

Issued by: **Eurostat Press Office**

**Vincent BOURGEAIS**

**Tel: +352-4301-33 444**

**eurostat-pressoffice@ec.europa.eu**

 [ec.europa.eu/eurostat/](https://ec.europa.eu/eurostat/)

 [@EU\\_Eurostat](https://twitter.com/EU_Eurostat)

Production of data:

**Piotr JUCHNO**


**Tel: +352-4301-36 240**

**piotr.juchno@ec.europa.eu**

**Alexandros BITOULAS**

**Tel: +352-4301-37 608**

**alexandros.bitoulas@ec.europa.eu**

 **Media requests:** Eurostat media support / Tel: +352-4301-33 408 / [eurostat-mediasupport@ec.europa.eu](mailto:eurostat-mediasupport@ec.europa.eu)