

212/2015 - 2 December 2015

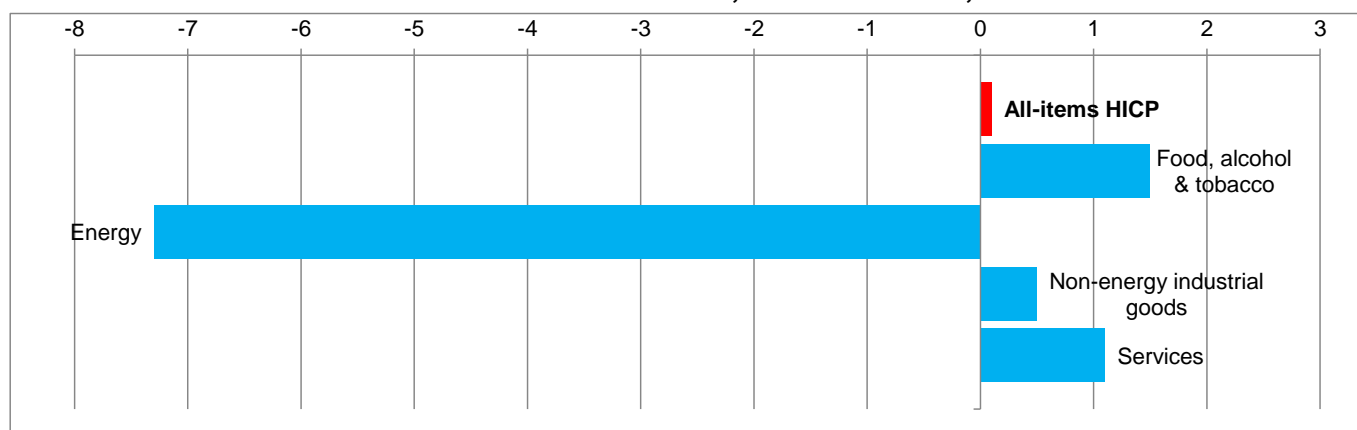
Flash estimate - November 2015

Euro area annual inflation stable at 0.1%

Euro area annual inflation is expected to be 0.1% in November 2015, stable compared with October 2015, according to a flash estimate from **Eurostat, the statistical office of the European Union**.

Looking at the main components of euro area inflation, food, alcohol & tobacco is expected to have the highest annual rate in November (1.5%, compared with 1.6% in October), followed by services (1.1%, compared with 1.3% in October), non-energy industrial goods (0.5%, compared with 0.6% in October) and energy (-7.3%, compared with -8.5% in October).

Euro area annual inflation, November 2015, %



Euro area annual inflation and its components, %

	Weight (%) 2015	Nov 2014	Jun 2015	Jul 2015	Aug 2015	Sep 2015	Oct 2015	Nov 2015
All-items HICP	1000.0	0.3	0.2	0.2	0.1	-0.1	0.1	0.1e
All-items excluding:								
> energy	893.9	0.6	0.9	0.9	1.0	1.0	1.2	1.0e
> energy, unprocessed food	819.4	0.7	0.8	0.9	0.9	0.8	1.0	0.9e
> energy, food, alcohol & tobacco	697.3	0.7	0.8	1.0	0.9	0.9	1.1	0.9e
Food, alcohol & tobacco	196.6	0.5	1.1	0.9	1.3	1.4	1.6	1.5e
> processed food, alcohol & tobacco	122.1	0.6	0.7	0.6	0.6	0.6	0.6	0.7e
> unprocessed food	74.5	0.2	1.9	1.4	2.4	2.7	3.2	2.6e
Energy	106.1	-2.6	-5.1	-5.6	-7.2	-8.9	-8.5	-7.3e
Non-energy industrial goods	262.6	-0.1	0.3	0.4	0.4	0.3	0.6	0.5e
Services	434.7	1.2	1.1	1.2	1.2	1.2	1.3	1.1e

e = estimate

The source dataset is available [here](#).

Geographical coverage

The **euro area** consists of Belgium, Germany, Estonia, Ireland, Greece, Spain, France, Italy, Cyprus, Latvia, Lithuania, Luxembourg, Malta, the Netherlands, Austria, Portugal, Slovenia, Slovakia and Finland.

The euro area data refer to the country composition at a specific point in time. New Member States are integrated into the aggregate using a chain index formula.

Methods and definitions

Annual inflation is the change of the price level between the current month and the same month of the previous year.

Revisions and timetable

The euro area inflation flash estimate is issued at the end of each reference month.

The complete set of harmonised indices of consumer prices (HICP) for the euro area, EU and Member States is released around the middle of the month following the reference month. The next release with full data for November 2015 is scheduled for 16 December 2015.

For more information

Eurostat's [website section](#) on inflation

Eurostat's [database section](#) on inflation

Eurostat's [Statistics Explained article](#) on inflation in the euro area

Eurostat's [metadata](#) on inflation


Eurostat's €-indicators [release calendar](#)


Issued by **Eurostat Press Office**

Tim ALLEN
Tel: +352-4301-33 444
eurostat-pressoffice@ec.europa.eu

For further information on data:

Svetoslava PAVLOVA
Tel: +352-4301-34 406
estat-hicp@ec.europa.eu

 **Media requests:** Eurostat media support / Tel: +352-4301-33 408 / eurostat-mediasupport@ec.europa.eu

 ec.europa.eu/eurostat/

 [@EU_Eurostat](https://twitter.com/EU_Eurostat)