

Flash estimate for the second quarter of 2015

GDP up by 0.3% in the euro area and by 0.4% in the EU28

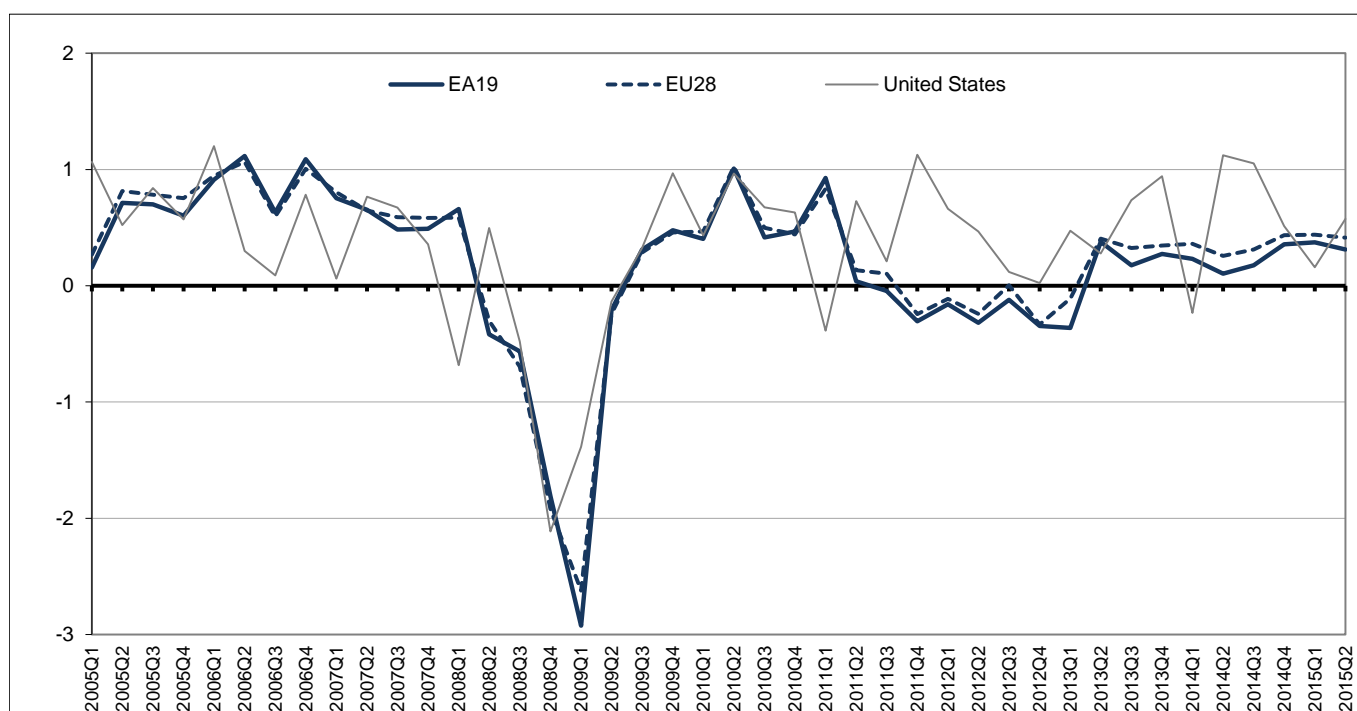
+1.2% and +1.6% respectively compared with the second quarter of 2014

Seasonally adjusted GDP rose by 0.3% in the **euro area**¹ (EA19) and by 0.4% in the **EU28**¹ during the second quarter of 2015, compared with the previous quarter, according to flash estimates² published by **Eurostat, the statistical office of the European Union**. In the first quarter of 2015, GDP grew by 0.4% in both areas.

Compared with the same quarter of the previous year, seasonally adjusted GDP rose by 1.2% in the **euro area** and by 1.6% in the **EU28** in the second quarter of 2015, after +1.0% and +1.5% respectively in the previous quarter.

During the second quarter of 2015, GDP in the **United States** increased by 0.6% compared with the previous quarter (after +0.2% in the first quarter of 2015). Compared with the same quarter of the previous year, GDP grew by 2.3% (after +2.9% in the previous quarter).

EU28, euro area and United States GDP growth rates
% change over the previous quarter



Growth rates of GDP in volume
(based on seasonally adjusted* data)

	Percentage change compared with the previous quarter				Percentage change compared with the same quarter of the previous year			
	2014		2015		2014		2015	
	Q3	Q4	Q1	Q2	Q3	Q4	Q1	Q2
EA19	0.2	0.4	0.4	0.3	0.8	0.9	1.0	1.2
EU28	0.3	0.4	0.4	0.4	1.3	1.4	1.5	1.6
Member States								
Belgium	0.3	0.2	0.4	0.4	1.0	1.0	1.0	1.3
Bulgaria	0.4	0.4	0.9	0.4	1.5	1.3	2.0	2.2
Czech Republic	0.5	0.5	2.5	0.9	2.3	1.3	4.0	4.4
Denmark	0.6	0.3	0.5	:	1.2	1.4	1.7	:
Germany	0.2	0.6	0.3	0.4	1.2	1.5	1.1	1.6
Estonia	0.2	1.0	-0.3	0.8	2.3	2.6	1.7	1.9
Ireland	1.4	1.2	1.4	:	4.2	5.9	6.1	:
Greece	0.8	-0.2	0.0	0.8	1.5	1.4	0.5	1.4
Spain	0.5	0.7	0.9	1.0	1.6	2.0	2.7	3.1
France	0.2	0.1	0.7	0.0	0.2	0.1	0.9	1.0
Croatia	0.2	-0.1	0.0	:	-0.3	0.2	0.1	:
Italy	-0.1	0.0	0.3	0.2	-0.5	-0.4	0.1	0.5
Cyprus	-0.8	-0.2	1.4	0.5	-2.1	-1.6	0.2	0.9
Latvia	0.5	0.5	0.4	1.2	2.3	2.1	2.0	2.6
Lithuania	0.5	0.7	-0.5	0.6	2.7	2.6	1.6	1.3
Luxembourg	2.2	2.2	0.7	:	5.2	8.5	4.9	:
Hungary	0.6	0.7	0.6	0.5	3.5	3.2	3.2	2.4
Malta	0.6	1.0	0.6	:	3.4	4.1	3.5	:
Netherlands**	0.4	0.9	0.6	0.1	1.2	1.6	2.5	2.0
Austria	0.0	-0.2	0.7	0.1	0.3	-0.2	0.2	0.6
Poland	0.9	0.8	1.0	0.9	3.4	3.5	3.4	3.6
Portugal	0.2	0.4	0.4	0.4	1.2	0.6	1.5	1.5
Romania	1.3	0.9	1.4	0.1	2.9	2.6	3.8	3.7
Slovenia	0.7	0.3	0.8	:	3.1	2.1	3.0	:
Slovakia	0.7	0.7	0.8	0.8	2.5	2.6	3.0	3.1
Finland	-0.2	-0.2	-0.2	-0.4	-0.6	-0.4	-0.2	-1.0
Sweden	0.6	0.9	0.4	1.0	2.6	2.6	2.6	2.9
United Kingdom	0.7	0.8	0.4	0.7	3.0	3.4	2.9	2.6
Other countries								
Iceland	4.2	0.2	-1.5	:	2.1	1.9	2.3	:
Norway	0.4	0.9	0.2	:	1.8	2.9	2.6	:
Switzerland	0.6	0.5	-0.2	:	1.9	1.9	1.1	:
United States	1.1	0.5	0.2	0.6	2.9	2.5	2.9	2.3

: Data not available.

* The seasonal adjustment does not include a working-day correction for Ireland, Slovakia and Iceland.

** Percentage change compared with the same quarter of the previous year calculated from working-day adjusted data.

1. The **euro area (EA19)** includes Belgium, Germany, Estonia, Ireland, Greece, Spain, France, Italy, Cyprus, Latvia, Lithuania, Luxembourg, Malta, the Netherlands, Austria, Portugal, Slovenia, Slovakia and Finland.
The **European Union (EU28)** includes Belgium, Bulgaria, the Czech Republic, Denmark, Germany, Estonia, Ireland, Greece, Spain, France, Croatia, Italy, Cyprus, Latvia, Lithuania, Luxembourg, Hungary, Malta, the Netherlands, Austria, Poland, Portugal, Romania, Slovenia, Slovakia, Finland, Sweden and the United Kingdom
2. European quarterly national accounts are compiled in accordance with the European System of Accounts 2010 (ESA 2010). The flash estimate of the second quarter of 2015 GDP growth presented in this release is based on Member States' data as available, covering 97% of EA19 GDP (95% of EU28 GDP). For more details of the flash methodology please refer to News Release 55/2003 of 15 May 2003.

Data on previous revisions showing that the flash estimation procedure is reliable are available on the Eurostat website: <http://ec.europa.eu/eurostat/web/national-accounts/methodology/quarterly-accounts>.


With the flash estimate, euro area and EU GDP figures for earlier quarters are not revised. All figures presented in this release may be revised with the second estimate of GDP scheduled for 8 September 2015.

Issued by: **Eurostat Press Office**

Vincent BOURGEAIS

Tel: +352-4301-33 444

eurostat-pressoffice@ec.europa.eu

 ec.europa.eu/eurostat/

 [@EU_Eurostat](https://twitter.com/EU_Eurostat)

For further information on data:


Arto KOKKINEN

Tel: +352-4301-36 527

Hans WOUTERS

Tel: +352-4301-37356

estat-gdp-query@ec.europa.eu

 **Media requests:** Eurostat media support / Tel: +352-4301-33 408 / eurostat-mediasupport@ec.europa.eu