

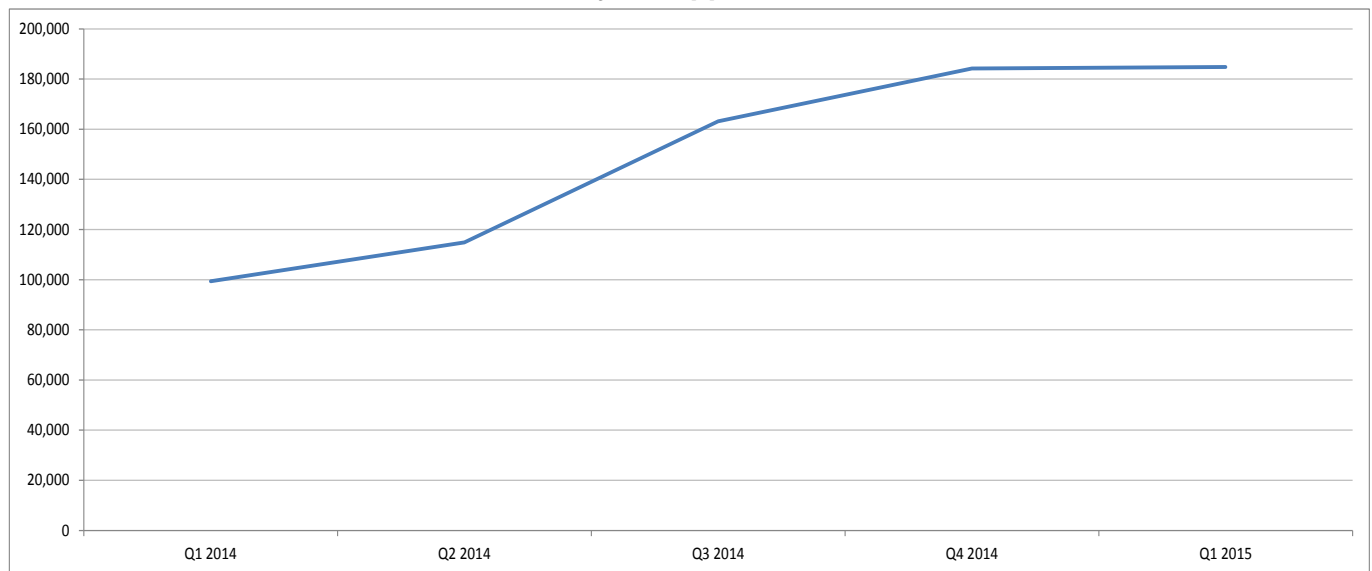
Asylum in the EU in the first quarter 2015

185 000 first time asylum seekers in the EU in the first quarter of 2015

Half are Kosovars, Syrians or Afghans

During the first three months of 2015, 185 000 first time asylum seekers¹ applied for protection² in the **European Union** (EU), almost stable compared with the last quarter of 2014 but up by 86% compared with the first quarter of 2014. In particular, the number of Kosovars³ rose considerably to reach almost 50 000. They represent the main citizenship of first time asylum applicants in the EU over the first quarter 2015, ahead of Syrians and Afghans.

First time asylum applicants in the EU



These data⁴ on asylum in the **EU** come from a report⁵ issued by **Eurostat, the statistical office of the European Union** on the occasion of the World Refugee Day⁶ on 20 June 2015. An infographic⁷ on annual data is also available on the Eurostat website.

More than half applied for asylum in Germany or Hungary

During the first quarter 2015, the highest numbers of first time applicants were registered in **Germany** (73 100 first time applicants, or 40% of total first time applicants in the EU) and **Hungary** (32 800, or 18%). They were followed at a distance by **Italy** (15 200, or 8%), **France** (14 800, or 8%), **Sweden** (11 400, or 6%), **Austria** (9 700, or 5%) and the **United Kingdom** (7 300 or 4%). These Member States show different recent trends: compared with the previous quarter, the number of first time asylum applicants in the first quarter 2015 jumped in **Germany** (+32%) and **Hungary** (+17%), while it fell significantly in **Sweden** (-41%) and **Italy** (-28%), and decreased more moderately in the **United Kingdom** (-10%), **Austria** (-8%) and **France** (-5%).

Compared with the population of each Member State, the highest rates of registered first time applicants during the first quarter 2015 were recorded in **Hungary** (3 322 first time applicants per million inhabitants), well ahead of **Sweden** (1 184), **Austria** (1 141) and **Germany** (905). In contrast, the lowest rates (below 50 first time applicants per million inhabitants) were observed in eleven Member States: **Croatia, Slovakia, Lithuania, Portugal, Romania, Slovenia, Latvia, the Czech Republic, Estonia, Poland** and **Spain**. In the first quarter 2015, there were 365 first time asylum applicants per million inhabitants in the **EU**.

First time asylum applicants in the EU Member States

	Number of first time applicants			Share in EU total (%)	Number of applicants per million inhabitants*
	Q4 2014	Q1 2015	Evolution (in %) Q1-2015 / Q4-2014	Q1 2015	Q1 2015
EU	184 200	184 815	0%	100.0%	365
Belgium	4 090	3 440	-16%	1.9%	307
Bulgaria	4 235	3 190	-25%	1.7%	440
Czech Republic	280	355	27%	0.2%	34
Denmark	3 700	1 505	-59%	0.8%	267
Germany	55 310	73 120	32%	39.6%	905
Estonia	40	50	25%	0.0%	38
Ireland	455	625	37%	0.3%	136
Greece	2 115	2 610	23%	1.4%	239
Spain	1 950	2 035	4%	1.1%	44
France	15 515	14 770	-5%	8.0%	224
Croatia	80	40	-50%	0.0%	9
Italy	21 285	15 245	-28%	8.2%	251
Cyprus	445	430	-3%	0.2%	501
Latvia	75	45	-40%	0.0%	23
Lithuania	160	45	-72%	0.0%	15
Luxembourg	320	265	-17%	0.1%	482
Hungary	27 925	32 810	17%	17.8%	3 322
Malta	315	345	10%	0.2%	811
Netherlands	4 375	2 425	-45%	1.3%	144
Austria	10 565	9 705	-8%	5.3%	1 141
Poland	1 655	1 440	-13%	0.8%	38
Portugal	140	180	29%	0.1%	17
Romania	360	335	-7%	0.2%	17
Slovenia	90	45	-50%	0.0%	22
Slovakia	90	50	-44%	0.0%	9
Finland	1 100	960	-13%	0.5%	176
Sweden	19 370	11 415	-41%	6.2%	1 184
United Kingdom	8 155	7 335	-10%	4.0%	114
Norway	2 565	1 520	-41%	-	298
Switzerland	5 135	4 125	-20%	-	507

Data are rounded to the nearest 5.

* Inhabitants refer to the resident population at 1 January 2014.

- Not applicable

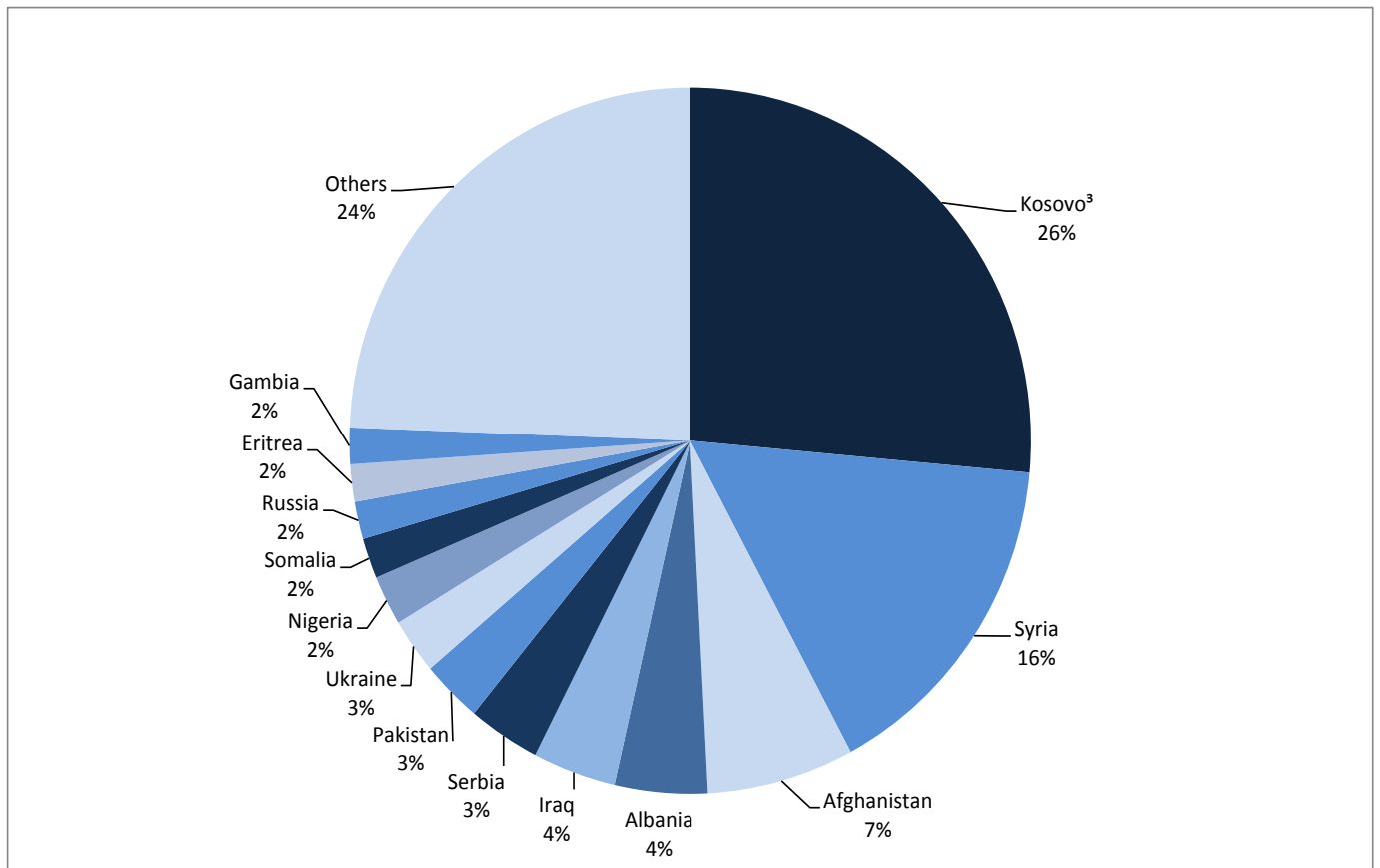
One out of four first time asylum seekers originates from Kosovo

Kosovo³ (48 900 first time asylum applicants, or 26% of the total number of first time applicants in the EU) was during the first quarter of 2015 the main country of citizenship of asylum seekers in the EU. Of the 48 900 **Kosovars**³ who applied for the first time for asylum in the **EU** in the first quarter 2015, 90% were registered in two Member States: **Hungary** (22 800) and **Germany** (21 100). **Kosovars**³ represented also the main citizenship of asylum seekers in **France** and **Luxembourg**.

Syria (29 100 first time asylum applicants, or 16% of the total number of first time applicants in the EU) represented the second country of citizenship of asylum seekers in the **EU** in the first quarter 2015. Of the 29 100 **Syrians** seeking asylum protection for the first time in the **EU** during the first three months of 2015, almost half (13 800) applied in **Germany**. **Syrians** were the main citizenship of asylum seekers in eleven EU Member States.

With 12 900 first time applicants (or 7% of the EU total) during the first quarter 2015, **Afghanistan** completed the top 3 citizenships of asylum seekers in the **EU**. Two-thirds applied in **Hungary** (4 000), **Germany** (3 000) or **Austria** (1 600).

First time asylum seekers in the EU by citizenship, 1st quarter 2015



First time asylum applicants by citizenship, Q1 2015

	Applicants	Three main citizenships of first time asylum applicants								
	#	First citizenship	#	%	Second citizenship	#	%	Third citizenship	#	%
EU	184 815	Kosovo³	48 870	26	Syria	29 095	16	Afghanistan	12 910	7
Belgium	3 440	Syria	715	21	Afghanistan	305	9	Iraq	270	8
Bulgaria	3 190	Syria	1 455	46	Afghanistan	880	28	Iraq	470	15
Czech Republic	355	Ukraine	175	49	Cuba	85	24	Syria	20	6
Denmark	1 505	Syria	605	40	Stateless	125	8	Somalia	90	6
Germany	73 120	Kosovo ³	21 095	29	Syria	13 785	19	Albania	6 290	9
Estonia	50	Ukraine	30	60	Sudan	5	10	Nepal	5	10
Ireland	625	Pakistan	265	42	Nigeria	45	7	Albania	40	6
Greece	2 610	Syria	685	26	Afghanistan	520	20	Pakistan	310	12
Spain	2 035	Syria	1 105	54	Ukraine	190	9	Algeria	115	6
France	14 770	Kosovo ³	1 535	10	Dem. Rep. of the Congo	875	6	Russia	780	5
Croatia	40	Syria	10	25	Montenegro	5	13	Afghanistan	5	13
Italy	15 245	Gambia	2 325	15	Senegal	1 715	11	Nigeria	1 710	11
Cyprus	430	Syria	175	41	Stateless	50	12	Pakistan	30	7
Latvia	45	Ukraine	20	44	Vietnam	15	33	Georgia	10	22
Lithuania	45	Ukraine	15	33	Russia	5	11	Azerbaijan	5	11
Luxembourg	265	Kosovo ³	70	26	Montenegro	20	8	FYR Macedonia	15	6
Hungary	32 810	Kosovo ³	22 830	70	Afghanistan	4 020	12	Syria	2 415	7
Malta	345	Libya	195	27	Syria	35	10	Mali	30	9
Netherlands	2 425	Syria	695	29	Eritrea	130	5	China	105	4
Austria	9 705	Syria	2 400	25	Kosovo ³	2 060	21	Afghanistan	1 595	16
Poland	1 440	Ukraine	630	44	Russia	570	40	Tajikistan	50	3
Portugal	180	Ukraine	125	69	Morocco	15	8	Pakistan	15	8
Romania	335	Syria	165	49	Iraq	40	12	Turkey	20	6
Slovenia	45	Afghanistan	10	22	Ukraine	5	11	Iran	5	11
Slovakia	50	Iraq	20	40	Unknown	10	20	Ukraine	5	10
Finland	960	Iraq	255	27	Somalia	190	20	Kosovo ³	55	6
Sweden	11 415	Syria	3 390	30	Somalia	890	8	Afghanistan	835	7
United Kingdom	7 335	Pakistan	745	10	Eritrea	710	10	Syria	585	8
Norway	1 520	Syria	275	18	Afghanistan	155	10	Eritrea	130	9
Switzerland	4 125	Eritrea	540	13	Sri Lanka	390	9	Syria	380	9

Data are rounded to the nearest 5.

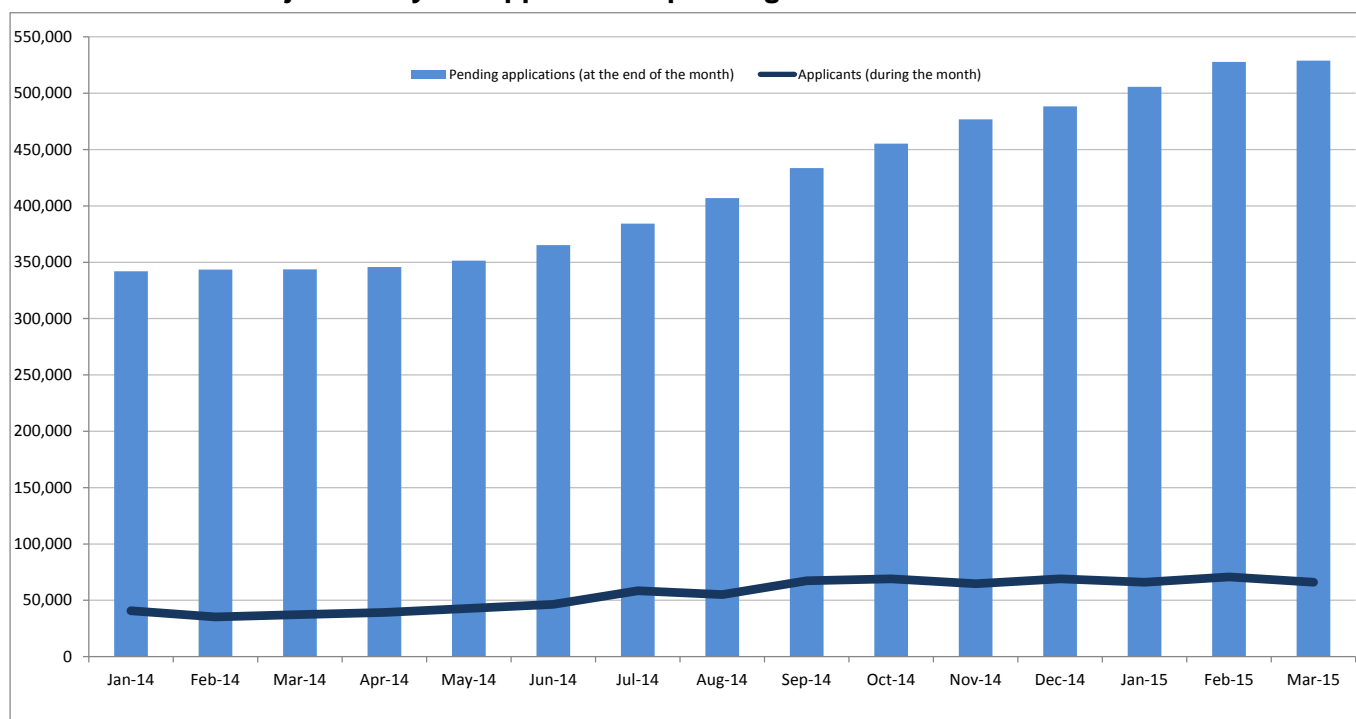
More than half a million persons subject of asylum applications pending

Pending applications⁸ refer to all persons who have made, at any time, an application for international protection which is still under consideration by the responsible national authority at the end of the reference period. It thus refers to the “stock” of applications for which decisions are still pending. This indicator is meant to measure the workload of the national authorities.

At the end of March 2015, around 530 000 persons were the subject of an application for asylum protection in the EU still under consideration by the responsible national authority. Last year, at the end of March 2014, they were nearly 350 000.

With 260 300 pending applications at the end of March 2015 (or 49% of the EU total), **Germany** had by far the largest share in the EU, ahead of **Sweden** (54 400, or 10%), **Italy** (47 500, or 9%), **France** (37 900, or 7%), **Greece** (30 100, or 6%) and the **United Kingdom** (29 800, or 6%).

Persons subject of asylum applications pending⁸ at the end of the month in the EU*



* Pending applications in the EU do not include the Netherlands for Jan-Dec 2014 and Austria for the whole period.

1. **'First time asylum applicant/seeker'** means a person having submitted an application for international protection or having been included in such application as a family member, for the first time. Applications submitted by persons who are subsequently found to be a subject of a Dublin procedure are included in the statistics on first time asylum applicants if such persons are also a subject of first asylum application. A person can be recorded as first time applicant only if he or she had never applied for international protection in the reporting country in the past, irrespective of the fact that he or she is found to have applied in another Member State of the European Union. All Member States are requested to supply these data but their provision is voluntary.

Contrary to Eurostat's annual news releases on asylum applicants published in March of each year which refers to 'Total asylum applicants', this quarterly news release refers to the number of 'First time asylum applicants' only. The indicator 'First time asylum applicants' excludes repeat applicants i.e. persons applying for asylum more than once in one country and therefore more accurately presents the number of persons applying for international protection in the EU Member States. The use of this indicator is now possible as all Member States are able to provide it to Eurostat.

2. **'Application for international protection'** means an application for international protection as defined in Art. 2(g) of Council Directive 2004/83/EC, i.e. including requests for refugee status or for subsidiary protection status, irrespective of whether the application was lodged on arrival at the border, or from inside the country, and irrespective of whether the person entered the territory legally (e.g. as a tourist) or illegally.

3. Kosovo under UN Security Council Resolution 1244.

4. Data on asylum are provided to Eurostat by the Ministries of Interior, Justice or immigration agencies of the Member States according to the provisions of Article 4 of the Regulation (EC) 862/2007 of 11 July 2007 on Community statistics on migration and international protection. The data on first time asylum applicants is the only exception: it is provided voluntarily.

5. Eurostat, Statistics Explained article **"Asylum quarterly report"** available on Eurostat's website: http://ec.europa.eu/eurostat/statistics-explained/index.php/Asylum_quarterly_report

6. For more information see: <http://www.un.org/en/events/refugeeday/>
7. An interactive infographic on annual asylum applicants is available on the Eurostat website: <http://ec.europa.eu/eurostat/news/themes-in-the-spotlight/asylum>
8. Person being a subject of 'a pending application' means a person who is the subject of application for international protection under consideration by the responsible national authority at the end of the reference period. It includes the number of persons with pending applications at all instances of the administrative and/or judicial procedure (see Art 4.1(b) of the Regulation).

Issued by: **Eurostat Press Office**

Vincent BOURGEAIS
Tel: +352-4301-33 444
eurostat-pressoffice@ec.europa.eu


 ec.europa.eu/eurostat/

 [@EU_Eurostat](https://twitter.com/EU_Eurostat)

Production of data:

Piotr JUCHNO
Tel: +352-4301-36 240
piotr.juchno@ec.europa.eu

Alexandros BITOULAS
Tel: +352-4301-37 608
alexandros.bitoulas@ec.europa.eu

 **Media requests:** Eurostat media support / Tel: +352-4301-33 408 / eurostat-mediasupport@ec.europa.eu