

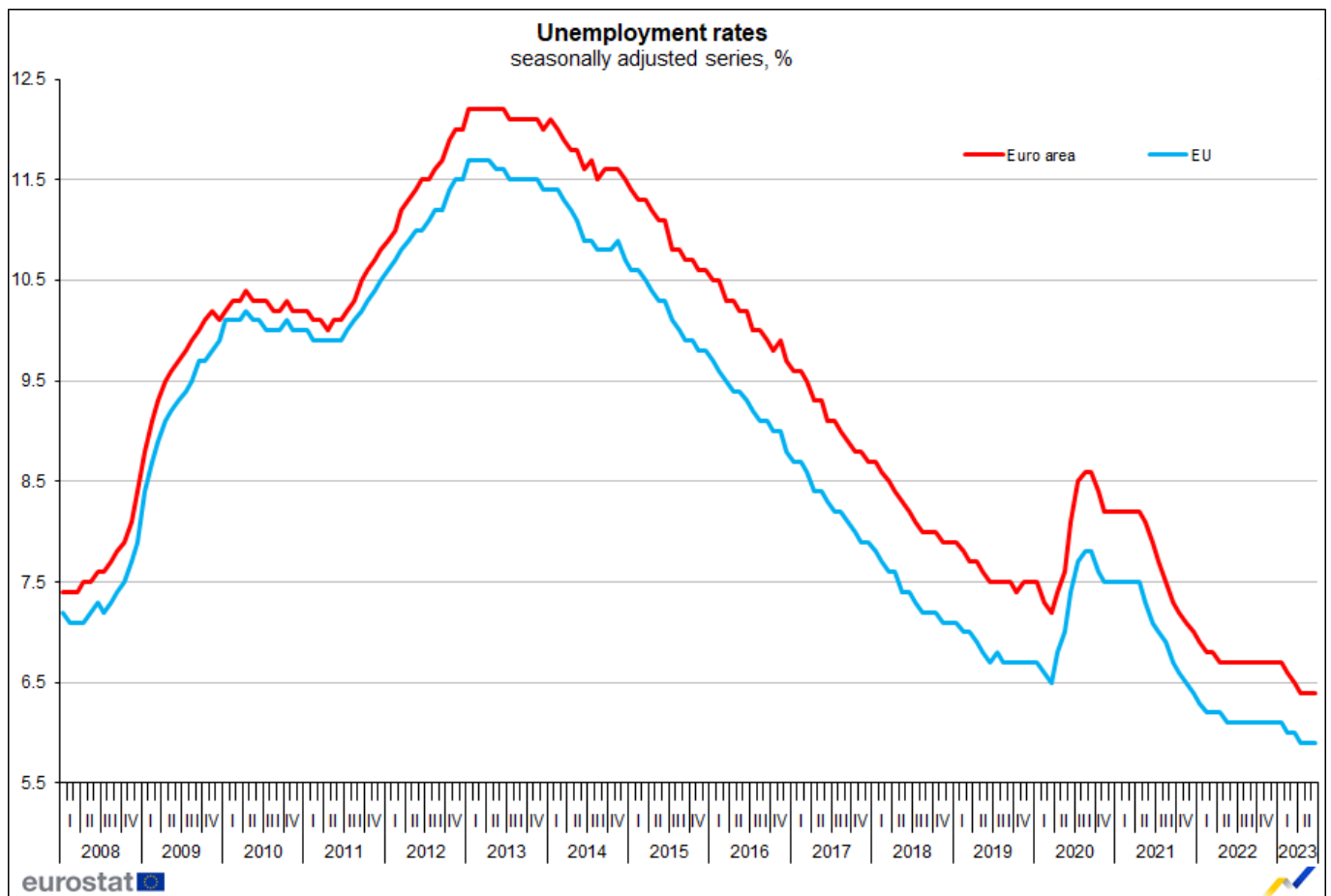
June 2023

Euro area unemployment at 6.4%

EU at 5.9%

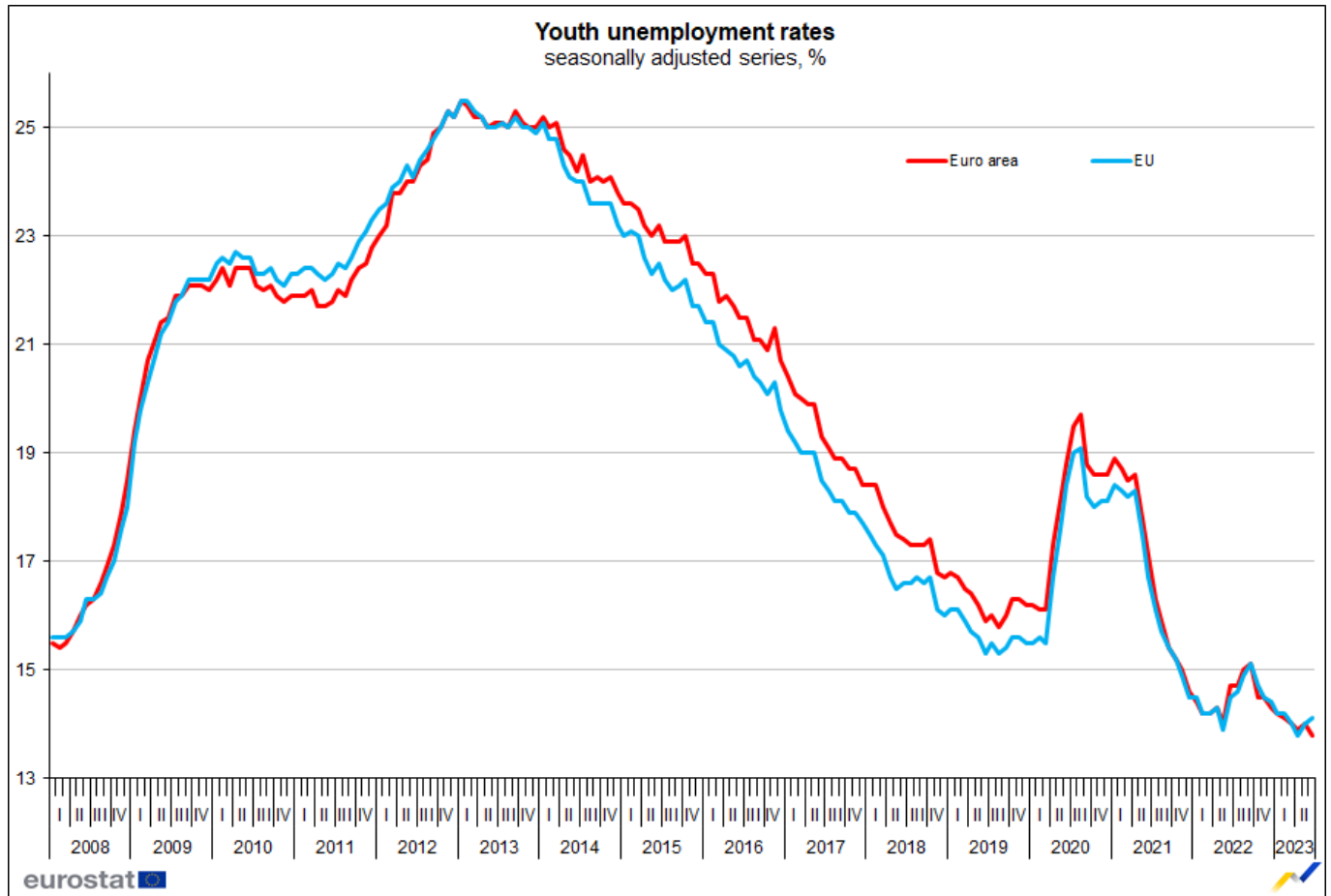
In June 2023, the **euro area** seasonally-adjusted unemployment rate was 6.4%, stable compared with May 2023 and down from 6.7% in June 2022. The **EU** unemployment rate was 5.9% in June 2023, also stable compared with May 2023 and down from 6.1% in June 2022. These figures are published by **Eurostat, the statistical office of the European Union**.

Eurostat estimates that 12.802 million persons in the **EU**, of whom 10.814 million in the **euro area**, were unemployed in June 2023. Compared with May 2023, unemployment decreased by 2 thousand in the **EU** and by 62 thousand in the **euro area**. Compared with June 2022, unemployment decreased by 387 thousand in the **EU** and by 441 thousand in the **euro area**.



Youth unemployment

In June 2023, 2.739 million young persons (under 25) were unemployed in the **EU**, of whom 2.204 million were in the **euro area**. In June 2023, the youth unemployment rate was 14.1% in the **EU** and 13.8% in the **euro area**, respectively up and down from 14.0% recorded in both regions in the previous month. Compared with May 2023, youth unemployment increased by 28 thousand in the **EU** and decreased by 31 thousand in the **euro area**. Compared with June 2022, youth unemployment decreased by 16 thousand in the **EU** and by 81 thousand in the **euro area**.



Unemployment by sex

In June 2023, the unemployment rate for women was 6.1% in the **EU**, stable compared with May 2023. The unemployment rate for men was 5.7% in June 2023, also stable compared with the previous month. In the **euro area**, the unemployment rate for women was 6.7% and the unemployment rate for men was 6.1%, both stable compared with May 2023.

Additional labour market indicators

The estimates in this News Release are based on the globally used International Labour Organisation (ILO) standard definition of unemployment, which counts as unemployed people without a job who have been actively seeking work in the last four weeks and are available to start work within the next two weeks.

To capture in full the labour market situation, the data on unemployment have been complemented by additional indicators, e.g. underemployed part-time workers, persons seeking work but not immediately available and persons available to work but not seeking, released together with [LFS data for the first quarter of 2023](#). LFS data for the second quarter of 2023 will be released on 15 September 2023.

Geographical information

Euro area (EA20): Belgium, Germany, Estonia, Ireland, Greece, Spain, France, Croatia, Italy, Cyprus, Latvia, Lithuania, Luxembourg, Malta, the Netherlands, Austria, Portugal, Slovenia, Slovakia and Finland.

European Union (EU27): Belgium, Bulgaria, Czechia, Denmark, Germany, Estonia, Ireland, Greece, Spain, France, Croatia, Italy, Cyprus, Latvia, Lithuania, Luxembourg, Hungary, Malta, the Netherlands, Austria, Poland, Portugal, Romania, Slovenia, Slovakia, Finland and Sweden.

Methods and definitions

Eurostat publishes harmonised unemployment rates for individual EU Member States, the euro area and the EU. These unemployment rates are based on the definition recommended by the International Labour Organisation (ILO). The measurement is based on a harmonised data source, the European Union Labour Force Survey (LFS).

Based on the ILO definition, Eurostat defines **unemployed persons** as persons aged 15 to 74 who:

- are without work;
- are available to start work within the next two weeks;
- and have actively sought employment at some time during the previous four weeks.

The **unemployment rate** is the number of people unemployed as a percentage of the labour force.

The **labour force** is the total number of people employed plus unemployed. In this news release unemployment rates are based on employment and unemployment data covering persons aged 15 to 74.

The **youth unemployment rate** is the number of people aged 15 to 24 unemployed as a percentage of the labour force of the same age. Therefore, the youth unemployment rate should not be interpreted as the share of jobless people in the overall youth population.

When data for the most recent month are not available for a Member State, EU and EA aggregates are calculated using the latest data available for that Member State.

Country notes

Czechia: Break in series, concerning the youth unemployment data for June 2023, due to methodological changes.

Germany, the Netherlands, Finland, Sweden as well as Iceland and Norway: the trend component is used instead of the more volatile seasonally adjusted data.

Estonia and Portugal: 3-month moving averages of LFS data are used instead of pure monthly indicators.

Revisions and timetable

The data in this News Release can be subject to revisions, caused by updates to the seasonally adjusted series whenever new monthly data are added; the inclusion of the most recent LFS data in the calculation process; update of seasonal adjustment models with complete annual data.

Compared with the rates published in News Release [73/2023](#) of 30 June 2023, the May 2023 unemployment rate for the EU remained unchanged, while the unemployment rate for the euro area was revised from 6.5% to 6.4%. Among EU Member States, the rate has been revised by more than 0.1 percentage points (pp) downwards for Spain (by 0.8 pp). The rate has been revised by more than 0.1 percentage points (pp) upwards for Estonia and Greece (by 0.5 pp each) as well as for Sweden (by 0.3 pp).

For more information

Eurostat [website section](#) on employment and unemployment

Eurostat [database section](#) on unemployment, including non-seasonally adjusted and trend data

Eurostat Statistics Explained articles on [unemployment](#) and on [youth unemployment](#)

Eurostat [metadata](#) on adjusted unemployment series

Eurostat [Euro indicators dashboard](#)

Eurostat €-indicators [release calendar](#)

European Statistics [Code of Practice](#)

For further information on data


Nevena CHOLAKOVA

Tel: +352-4301-35 304

Boyan GENEV

Tel: +352-4301-36409

estat-monthly-unemployment@ec.europa.eu

 **Media requests:** eurostat-mediasupport@ec.europa.eu / Tel: +352-4301-33 408

 [@EU Eurostat](#)  [@EurostatStatistics](#)  [@EU Eurostat](#)  [@Eurostat](#)  ec.europa.eu/eurostat

Seasonally adjusted unemployment, totals

	Rates (%)					Number of persons (in thousands)				
	Jun 22	Mar 23	Apr 23	May 23	Jun 23	Jun 22	Mar 23	Apr 23	May 23	Jun 23
Euro area	6.7	6.5	6.4	6.4	6.4	11 255	11 050	10 942	10 876	10 814
EU	6.1	6.0	5.9	5.9	5.9	13 189	12 980	12 887	12 804	12 802
Belgium	5.8	5.6	5.6	5.7	5.7	304	300	300	304	304
Bulgaria	4.4	4.0	3.9	3.9	4.0	143	124	122	123	129
Czechia	2.4	2.6	2.7	2.5	2.7	128	138	143	131	142
Denmark	4.3	4.7	5.0	4.9	4.9	133	149	156	153	154
Germany	3.0	3.0	3.0	3.0	3.0	1 324	1 321	1 325	1 330	1 332
Estonia	5.8	5.9	6.2	6.7	6.6	42	44	46	50	49
Ireland	4.2	4.0	3.9	3.8	3.8	111	109	106	103	105
Greece	12.3	11.4	11.2	11.3	11.1	583	541	525	530	523
Spain	12.7	12.5	12.1	11.9	11.7	2 968	2 957	2 868	2 836	2 790
France	7.5	7.0	7.0	7.1	7.1	2 290	2 158	2 156	2 169	2 172
Croatia	6.9	6.6	6.6	6.6	6.8	126	118	117	118	122
Italy	8.1	7.8	7.7	7.5	7.4	2 045	1 968	1 948	1 911	1 867
Cyprus	7.3	5.7	5.1	4.8	4.8	35	28	24	23	23
Latvia	6.6	5.9	5.7	5.7	5.7	63	55	54	54	54
Lithuania	5.7	7.6	7.5	7.2	7.5	85	114	115	111	115
Luxembourg	4.4	4.9	4.9	5.0	5.1	14	16	16	16	17
Hungary	3.5	3.8	3.8	3.9	3.9	172	188	189	190	192
Malta	3.0	2.8	2.8	2.7	2.6	9	8	8	8	8
Netherlands	3.4	3.5	3.4	3.5	3.5	339	357	343	353	353
Austria	4.2	4.4	5.1	4.6	5.1	196	207	240	216	238
Poland	2.8	2.7	2.7	2.7	2.7	489	465	469	471	472
Portugal	6.0	6.8	6.5	6.4	6.4	310	360	345	339	336
Romania	5.5	5.5	5.6	5.5	5.4	452	454	461	447	445
Slovenia	4.4	3.6	3.6	3.6	3.5	45	37	37	36	35
Slovakia	6.2	6.1	6.1	6.0	6.0	172	169	169	168	167
Finland	6.9	6.8	6.8	6.8	7.0	193	194	194	194	198
Sweden	7.4	7.4	7.4	7.5	7.5	415	421	423	426	428
Iceland	3.6	3.3	3.2	3.2	:	8	7	7	7	:
Norway	3.2	3.4	3.4	3.4	3.4	94	102	102	102	102
Switzerland	4.3	4.1	:	:	:	212	203	:	:	:
United States	3.6	3.5	3.4	3.7	3.6	5 964	5 791	5 603	6 040	5 968

: Data not available

Source datasets: une_rt_m (rates) and une_rt_m (in 1 000 persons)

Seasonally adjusted youth (under 25s) unemployment

	Rates (%)					Number of persons (in thousands)				
	Jun 22	Mar 23	Apr 23	May 23	Jun 23	Jun 22	Mar 23	Apr 23	May 23	Jun 23
Euro area	14.7	14.0	13.9	14.0	13.8	2 285	2 217	2 213	2 235	2 204
EU	14.5	14.0	13.8	14.0	14.1	2 755	2 698	2 676	2 711	2 739
Belgium	16.9	14.6	13.9	13.9	13.9	70	62	60	60	60
Bulgaria	11.1	9.4	9.3	9.0	8.9	15	13	13	13	13
Czechia	7.2	9.7	8.4	9.5	13.7	20	27	23	27	41
Denmark	10.5	9.2	10.7	9.0	9.3	47	43	48	40	42
Germany	5.7	6.2	6.2	6.1	6.1	252	285	285	284	282
Estonia	24.1	11.5	12.4	16.2	15.6	14	6	7	10	9
Ireland	10.6	8.9	7.7	6.9	7.4	37	31	27	23	25
Greece	31.6	23.9	27.7	25.0	23.6	80	59	67	57	54
Spain	29.0	29.2	27.9	27.9	27.4	480	486	465	472	464
France	17.8	16.7	17.0	17.1	16.9	596	556	570	582	576
Croatia	17.9	19.5	19.0	19.0	19.0	26	26	25	25	25
Italy	23.5	22.0	20.7	21.7	21.3	362	339	315	330	325
Cyprus	19.5	14.6	10.8	10.8	10.8	8	6	4	4	4
Latvia	15.0	11.9	11.6	11.4	11.0	10	8	8	7	7
Lithuania	11.4	15.1	14.5	14.0	13.8	11	14	14	14	13
Luxembourg	16.7	18.6	18.6	18.5	19.6	4	5	5	5	5
Hungary	10.2	10.6	11.4	11.9	13.3	31	33	35	36	40
Malta	8.8	9.5	8.7	8.4	8.7	2	2	2	2	2
Netherlands	7.5	8.0	7.9	8.2	8.3	131	143	143	150	151
Austria	9.9	7.6	10.5	10.4	9.6	50	39	57	56	52
Poland	9.9	10.5	10.3	10.3	10.3	103	115	112	111	111
Portugal	19.1	19.9	18.1	18.7	17.2	61	75	69	72	67
Romania	23.0	21.7	:	:	:	117	105	:	:	:
Slovenia	12.4	6.6	5.6	5.6	5.6	9	5	4	4	4
Slovakia	19.6	18.4	18.7	18.8	18.8	29	27	27	27	26
Finland	14.7	15.2	15.3	15.3	15.5	47	50	50	50	51
Sweden	21.1	21.8	21.8	21.8	21.8	141	149	150	151	152
Iceland	8.6	7.4	7.3	7.3	:	3	2	2	2	:
Norway	10.2	12.9	10.4	8.2	10.2	42	57	45	34	44
Switzerland	8.0	8.2	:	:	:	46	47	:	:	:

: Data not available

Belgium, Croatia, Cyprus, Romania and Slovenia: quarterly data

Czechia: break in series for June 2023 due to methodological changes

Source datasets: [une_rt_m](#) (rates) and [une_rt_m](#) (in 1 000 persons)

Seasonally adjusted unemployment rates (%), by sex

	Males					Females				
	Jun 22	Mar 23	Apr 23	May 23	Jun 23	Jun 22	Mar 23	Apr 23	May 23	Jun 23
Euro area	6.3	6.2	6.1	6.1	6.1	7.1	6.9	6.8	6.7	6.7
EU	5.8	5.7	5.7	5.7	5.7	6.5	6.3	6.2	6.1	6.1
Belgium	6.1	6.3	6.3	6.4	6.4	5.4	4.8	4.8	4.8	4.8
Bulgaria	4.7	4.2	4.1	4.1	4.2	4.0	3.8	3.7	3.7	3.8
Czechia	1.9	2.3	2.1	2.1	2.5	3.1	3.0	3.4	3.0	2.9
Denmark	4.5	4.5	4.8	4.8	4.4	4.1	5.0	5.2	5.0	5.4
Germany	3.2	3.2	3.2	3.3	3.3	2.8	2.7	2.7	2.7	2.7
Estonia	6.7	6.2	6.2	6.2	6.1	4.9	5.6	6.2	7.2	7.2
Ireland	4.1	4.3	4.2	4.1	4.2	4.4	3.7	3.5	3.4	3.4
Greece	8.9	8.6	8.2	8.6	8.7	16.7	14.8	14.9	14.6	14.0
Spain	11.0	10.8	10.5	10.4	10.2	14.5	14.3	13.8	13.6	13.3
France	7.7	7.3	7.3	7.3	7.3	7.3	6.7	6.7	6.8	6.8
Croatia	6.1	6.0	6.0	6.0	6.2	7.8	7.3	7.3	7.3	7.5
Italy	7.2	6.9	7.0	6.6	6.5	9.4	9.0	8.7	8.7	8.5
Cyprus	6.2	5.1	4.5	4.3	4.1	8.4	6.3	5.6	5.5	5.6
Latvia	8.0	6.5	6.1	5.9	6.0	5.2	5.3	5.4	5.5	5.4
Lithuania	6.2	7.4	7.5	7.3	7.3	5.2	7.8	7.5	7.0	7.7
Luxembourg	4.3	4.8	4.8	4.8	4.9	4.5	5.0	5.0	5.1	5.3
Hungary	3.6	3.8	3.9	3.9	4.0	3.5	3.8	3.8	3.8	3.8
Malta	3.2	3.2	3.1	2.9	2.8	2.8	2.4	2.3	2.3	2.3
Netherlands	3.3	3.3	3.1	3.2	3.3	3.6	3.9	3.7	3.8	3.7
Austria	4.4	4.9	5.2	4.6	5.1	4.0	4.0	5.0	4.5	5.1
Poland	2.6	2.7	2.8	2.8	2.8	3.2	2.6	2.6	2.7	2.7
Portugal	5.8	6.5	6.2	6.0	6.1	6.2	7.1	6.8	6.8	6.6
Romania	6.0	5.9	6.1	5.9	5.8	4.7	5.0	5.0	5.0	5.0
Slovenia	4.1	3.6	3.6	3.5	3.4	4.6	3.6	3.6	3.6	3.6
Slovakia	5.9	6.1	6.2	6.2	6.2	6.5	6.0	6.0	5.9	5.8
Finland	7.2	7.4	7.4	7.4	7.8	6.5	6.3	6.2	6.2	6.1
Sweden	6.9	7.3	7.4	7.4	7.5	7.9	7.5	7.5	7.5	7.4
Iceland	4.1	4.1	4.0	4.0	:	3.0	2.4	2.3	2.3	:
Norway	3.3	3.7	3.5	3.1	3.4	2.8	3.8	3.6	3.1	3.3
Switzerland	4.0	3.8	:	:	:	4.7	4.3	:	:	:

: Data not available

Source dataset: [une_rt_m](#)