

Asylum applicants considered to be unaccompanied minors

Almost 14 000 unaccompanied minors among asylum seekers registered in the EU in 2019

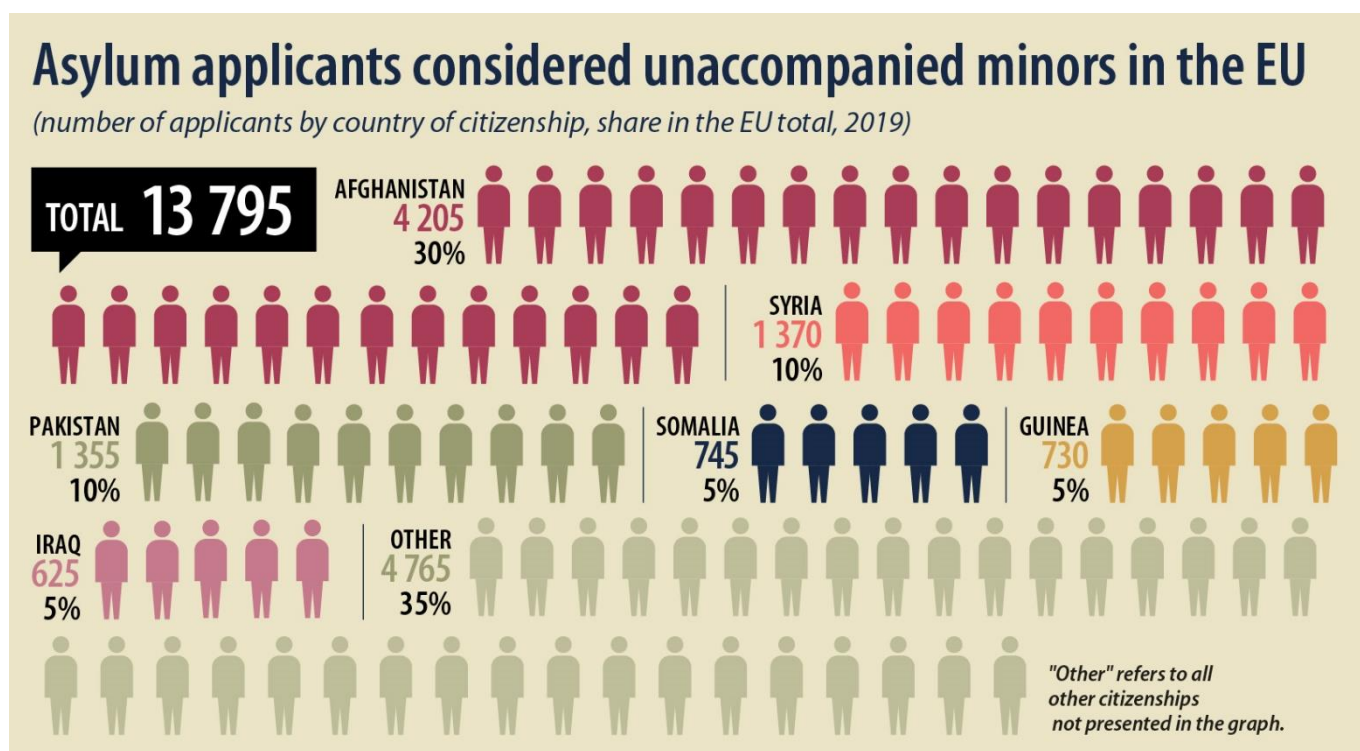
Almost one-third are Afghans

In 2019, 13 800 asylum seekers applying for international protection in the 27 Member States of the **European Union** (EU) were considered to be unaccompanied minors, nearly 20% fewer than in 2018 (16 800), continuing the downward trend that started after the peak year 2015 (92 000).

In 2019, at the **EU** level, unaccompanied minors accounted for 7% of all asylum applicants aged less than 18. The majority of unaccompanied minors were males (85%). Two-thirds were aged 16 to 17 (9 200 persons), while those aged 14 to 15 accounted for 22% (3 100 persons) and those aged less than 14 for 11% (1 500 persons).

Two in three asylum applicants considered to be unaccompanied minors in the **EU** in 2019 were the citizens of six countries: **Afghanistan** (30%), **Syria** and **Pakistan** (both 10%) as well as **Somalia**, **Guinea** or **Iraq** (5% each).

This information is issued by **Eurostat**, the statistical office of the **European Union**.



Data are rounded to the nearest five.

4 in 10 unaccompanied minors applied for asylum in Greece or Germany

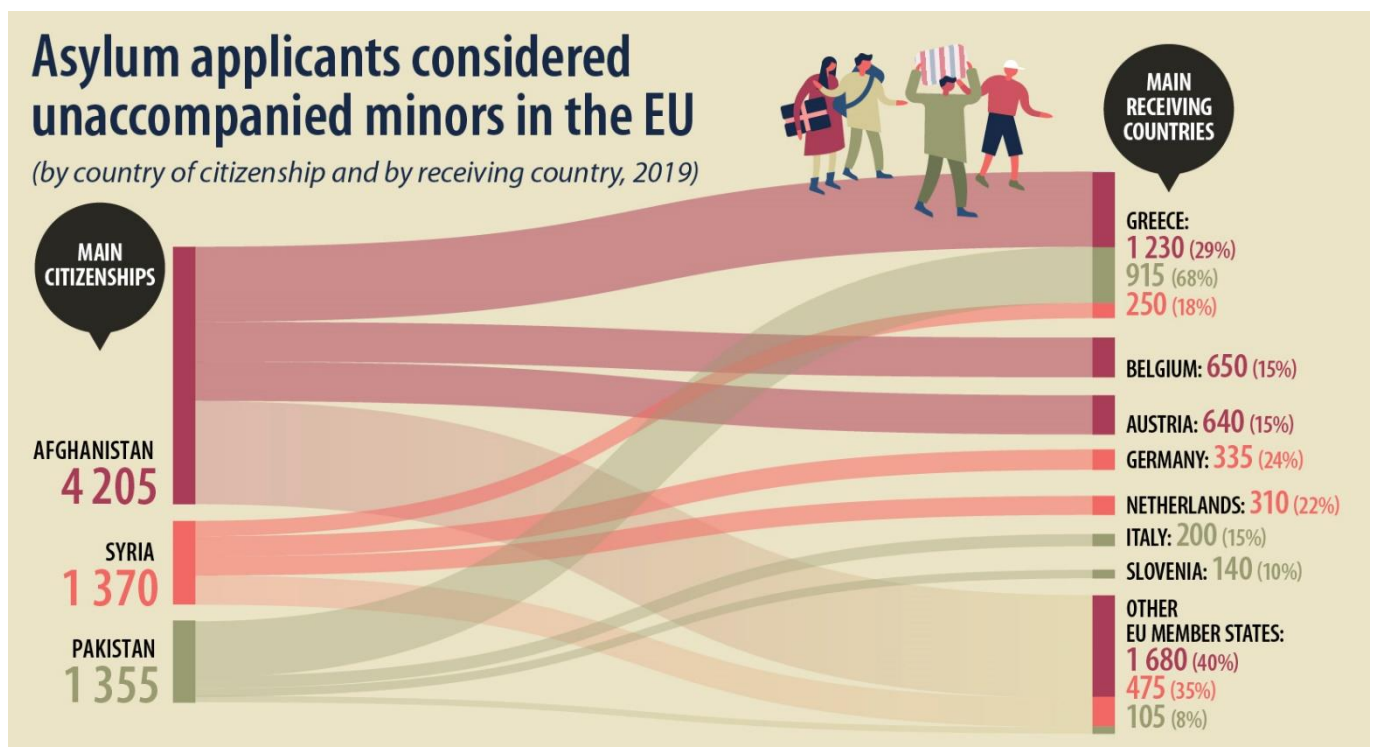
In 2019, the highest number of asylum applicants considered to be unaccompanied minors was registered in **Greece** (3 300 unaccompanied minors, or 24% of all those registered in the **EU Member States**), followed by **Germany** (2 700, or 19%), **Belgium** (1 200, or 9%) and the **Netherlands** (1 000, or 8%). Among the Member States with more than 500 asylum seekers considered to be unaccompanied minors in 2019, the highest increases compared with the previous year were recorded in **Austria** (500 more, or +120%) ahead of **Belgium** (500 more, or +63%), **Greece** (700 more, or +26%) and **Slovenia** (100 more, or +21%). By contrast, the largest decreases among Member States with more than 500 asylum seekers were recorded in **Italy** (3 200 fewer unaccompanied minors in 2019 than in 2018, or -83%) and **Germany** (1 400 fewer, or -34%).

8 in 10 young asylum seekers were unaccompanied minors in Slovenia

The largest share of unaccompanied minors among all minor asylum applicants in 2019 was recorded in **Slovenia** (where 80% of all asylum applicants aged less than 18 were unaccompanied), followed by **Bulgaria** (72%), **Slovakia** (70%) and **Romania** (35%).

Every third unaccompanied minor in the EU was an Afghan citizen

Afghanistan (30% of the total number of unaccompanied minors registered) was in 2019 the main country of citizenship of asylum seekers considered unaccompanied minors in the **EU Member States**. Of the 4 200 Afghans considered to be unaccompanied minors in the **EU**, 3 in 5 applied in **Greece** (1 200), **Belgium** or **Austria** (600 each). **Afghans** represented the most numerous citizenship in twelve **EU Member States**. **Syria** was the second main country of citizenship of asylum seekers considered unaccompanied minors in the **EU Member States**. Of the 1 400 **Syrians** seeking protection in the **EU Member States** and considered to be unaccompanied minors, almost two-thirds applied for asylum in **Greece**, **Germany** or the **Netherlands** (300 each). **Pakistan** was the third main country of citizenship of asylum seekers considered unaccompanied minors in the **EU Member States**. Of the 1 400 **Pakistanis** seeking protection in the **EU Member States** and considered to be unaccompanied minors in 2019, just over two-thirds applied in the **Greece** (900).



Data are rounded to the nearest five. Parts may not add up to total due to rounding.

ec.europa.eu/eurostat

Geographical information

European Union (EU27): Belgium, Bulgaria, Czechia, Denmark, Germany, Estonia, Ireland, Greece, Spain, France, Croatia, Italy, Cyprus, Latvia, Lithuania, Luxembourg, Hungary, Malta, the Netherlands, Austria, Poland, Portugal, Romania, Slovenia, Slovakia, Finland and Sweden.

The United Kingdom left the European Union on 31 January 2020. Information on dissemination of European statistics from 1 February 2020 is published on the [Eurostat website](#).

Methods and definitions

Data for 2019 for Spain and Cyprus were not available, due to difficulties in collecting and processing the data as a result of the COVID-19 containment measures in force. The EU aggregate for 2019 includes 2018 data for Spain and Cyprus.

Data on asylum are provided to Eurostat by the Ministries of Interior, Justice or immigration agencies of the Member States according to the provisions of Article 4 of the Regulation (EC) 862/2007 of 11 July 2007 on Community statistics on migration and international protection.

An **asylum applicant considered to be an unaccompanied minor** is a minor (aged less than 18) who arrives on the territory of the Member States unaccompanied by an adult responsible for him or her whether by law or by the practice of the Member State concerned, and for as long as he or she is not effectively taken into the care of such a person. It includes a minor who is left unaccompanied after he or she has entered the territory of the Member States. 'Asylum applicants considered to be unaccompanied minors' refer to all applicants for international protection who are considered by the national authority to be unaccompanied minors during the reference period. The age of unaccompanied minors reported by Member States shall refer to the age accepted by the national asylum authority. In case the national authority carries out an age assessment procedure in relation to the applicant claiming to be an unaccompanied minor, the age reported shall be the age determined by the age assessment procedure.

'**Application for international protection**' means an application for international protection as defined in Art. 2(h) of Council Directive 2011/95/EU, i.e. including requests for refugee status or for subsidiary protection status, irrespective of whether the application was lodged on arrival at the border, or from inside the country, and irrespective of whether the person entered the territory legally (e.g. as a tourist) or illegally.

For more information

Eurostat [database](#) on asylum and managed migration

Eurostat [metadata](#) on asylum applications statistics

Eurostat [news release 48/2020](#) of 20 March 2020 on asylum applicants in 2019

Eurostat [news release 70/2020](#) of 27 April 2020 on asylum decisions in 2019

Eurostat [Statistics Explained article](#) on asylum quarterly data

Eurostat [Statistics Explained article](#) on asylum annual data


European Statistics [Code of Practice](#)


Eurostat Press Office

Romina BRONDINO
Tel: +352-4301-33 408
eurostat-pressoffice@ec.europa.eu


Production of data

Gabor KURZ
Tel: +352 4301-32 859
Gabor.KURZ@ec.europa.eu

 **Media requests:** Eurostat media support / Tel: +352-4301-33 408 / eurostat-mediasupport@ec.europa.eu

 [@EU_Eurostat](https://twitter.com/EU_Eurostat)

 [EurostatStatistics](https://www.facebook.com/EurostatStatistics)

 ec.europa.eu/eurostat/

Asylum applicants considered unaccompanied minors in the EU Member States, 2019

	Total number 2018	Total number 2019	of which:		Share in all minor applicants (%)	Share in EU total (%)
			Males (%)	Aged below 14 (%)		
EU*	16 785	13 795^e	85.2^e	11.0^e	6.9^e	100.0
Belgium	750	1 220	87.2	12.0	15.6	8.8
Bulgaria	480	525	98.1	6.3	71.8	3.8
Czechia	10	10	-	-	-	-
Denmark	240	195	90.9	17.3	19.4	1.4
Germany	4 085	2 690	77.9	10.7	3.4	19.5
Estonia	0	0	-	-	-	-
Ireland	15	50	71.4	4.1	4.5	0.4
Greece	2 640	3 330	91.8	7.9	13.1	24.1
Spain	75	:	:	:	:	:
France	740	755	72.4	7.0	2.9	5.5
Croatia	25	35	97.3	8.1	7.0	0.3
Italy	3 885	660	85.7	4.4	10.0	4.8
Cyprus	260	:	:	:	:	:
Latvia	5	5	-	-	-	-
Lithuania	0	0	-	-	-	-
Luxembourg	35	35	88.6	0.0	4.5	0.3
Hungary	40	10	-	-	-	-
Malta	5	20	84.2	0.0	3.8	0.1
Netherlands	1 225	1 045	85.6	17.1	18.4	7.6
Austria	390	860	94.6	6.5	14.0	6.2
Poland	125	105	61.9	70.5	5.9	0.8
Portugal	40	45	78.7	2.1	14.5	0.3
Romania	135	185	87.7	5.9	34.5	1.4
Slovenia	555	670	98.4	3.4	80.2	4.9
Slovakia	10	30	96.7	6.7	69.8	0.2
Finland	105	95	57.9	25.3	7.8	0.7
Sweden	900	890	71.1	30.6	9.5	6.4
United Kingdom	3 060	3 650	89.0	2.4	34.8	-
Iceland	5	5	-	-	-	-
Liechtenstein	0	0	-	-	-	-
Norway	145	125	75.8	20.2	20.4	-
Switzerland	0	490	81.8	11.0	7.7	-

Data are rounded to the nearest five. Parts may not add up to total due to rounding.

Provided percentages are based on exact data, excluding the category "unknown" for both sex and age.

* EU represents the European Union with 27 Member States after 1 February 2020. The EU aggregate for 2019 includes 2018 data for Spain and Cyprus.

^e Eurostat estimate

:

- Not applicable or not available (no calculations made if rounded number of unaccompanied minors is 10 or less).

Source datasets: [migr_asyunaa](#) (by sex) and [migr_asyunaa](#) (by age group).

Asylum applicants considered unaccompanied minors, by country of citizenship, 2019

	Applicants	Three main citizenships of asylum applicants considered unaccompanied minors								
	Number	First citizenship	Number	%	Second citizenship	Number	%	Third citizenship	Number	%
EU*	13 795^e	Afghanistan	4 205^e	30^e	Syria	1 370^e	10^e	Pakistan	1 355^e	10^e
Belgium	1 220	Afghanistan	650	53	Guinea	75	6	Syria	70	6
Bulgaria	525	Afghanistan	410	79	Iraq	55	10	Syria	20	4
Czechia	10	Afghanistan	5	-	-	-	-	-	-	-
Denmark	195	Morocco	80	41	Afghanistan	25	14	Syria	25	14
Germany	2 690	Afghanistan	485	18	Guinea	480	18	Syria	335	12
Estonia	0	-	-	-	-	-	-	-	-	-
Ireland	50	Albania	15	27	Somalia	10	-	Sierra Leone	5	-
Greece	3 330	Afghanistan	1 230	37	Pakistan	915	27	Egypt	255	8
Spain	:	:	:	:	:	:	:	:	:	:
France	755	Afghanistan	205	27	Democratic Republic of the Congo	95	13	Guinea	80	10
Croatia	35	Afghanistan	10	-	Morocco	10	-	Algeria	5	-
Italy	660	Pakistan	200	30	Eritrea	70	10	Somalia	65	10
Cyprus	:	:	:	:	:	:	:	:	:	:
Latvia	5	-	-	-	-	-	-	-	-	-
Lithuania	0	-	-	-	-	-	-	-	-	-
Luxembourg	35	Afghanistan	10	-	Eritrea	5	-	Albania	5	-
Hungary	10	Afghanistan	5	-	-	-	-	-	-	-
Malta	20	Somalia	10	-	Côte d'Ivoire	5	-	-	-	-
Netherlands	1 045	Syria	310	29	Morocco	165	16	Eritrea	110	11
Austria	860	Afghanistan	640	75	Syria	55	6	Bangladesh	20	2
Poland	105	Russia	45	45	Afghanistan	15	14	Ukraine	15	12
Portugal	45	Guinea-Bissau	10	-	Guinea	10	-	Democratic Republic of the Congo	5	-
Romania	185	Iraq	55	29	Afghanistan	50	28	Bangladesh	20	10
Slovenia	670	Afghanistan	200	30	Pakistan	140	21	Algeria	110	17
Slovakia	30	Afghanistan	20	67	Bangladesh	5	-	-	-	-
Finland	95	Somalia	20	19	Iraq	20	19	Afghanistan	15	15
Sweden	890	Syria	150	17	Afghanistan	120	14	Somalia	120	14
United Kingdom	3 650	Eritrea	580	16	Iran	525	14	Iraq	450	12
Iceland	5	-	-	-	-	-	-	-	-	-
Liechtenstein	0	-	-	-	-	-	-	-	-	-
Norway	125	Afghanistan	40	31	Syria	40	31	Eritrea	15	13
Switzerland	490	Afghanistan	215	44	Algeria	50	11	Somalia	25	5

Data are rounded to the nearest five. Parts may not add up to total due to rounding.

Countries of citizenship are ranked based on exact data; in case of same value the selection of countries of citizenship is based on alphabetical order. Provided percentages are based on exact data.

* EU represents the European Union with 27 Member States after 1 February 2020. The EU aggregate includes 2018 data for Spain and Cyprus.

^e Eurostat estimate

: Data not available

- Not applicable or not available (no calculations made if rounded number of unaccompanied minors is 10 or less).

Source dataset: [migr_asyunaa](#)