

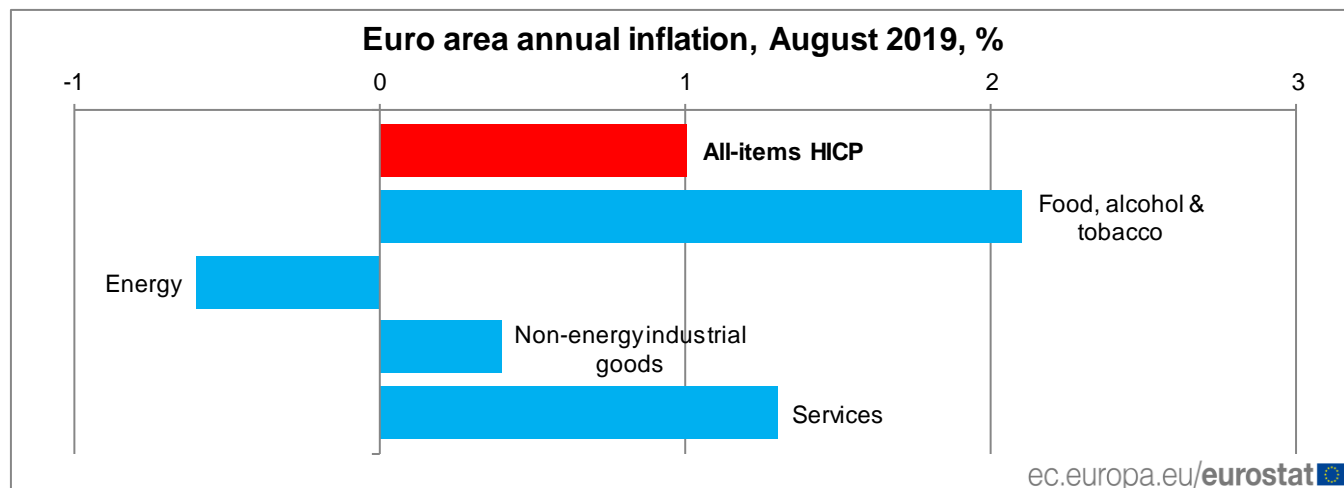
132/2019 - 30 August 2019

Flash estimate - August 2019

Euro area annual inflation stable at 1.0%

Euro area annual inflation is expected to be 1.0% in August 2019, stable compared to July according to a flash estimate from **Eurostat, the statistical office of the European Union**.

Looking at the main components of euro area inflation, food, alcohol & tobacco is expected to have the highest annual rate in August (2.1%, compared with 1.9% in July), followed by services (1.3%, compared with 1.2% in July), non-energy industrial goods (0.4%, stable compared with July) and energy (-0.6%, compared with 0.5% in July).

**Euro area annual inflation and its components, %**

	Weight (‰)	Aug 2018	Mar 2019	Apr 2019	May 2019	Jun 2019	Jul 2019	Aug 2019
All-items HICP	1000.0	2.1	1.4	1.7	1.2	1.3	1.0	1.0e
All-items excluding:								
> energy	898.7	1.3	1.0	1.3	0.9	1.2	1.1	1.2e
> energy, unprocessed food	854.0	1.2	1.0	1.4	1.0	1.3	1.1	1.1e
> energy, food, alcohol & tobacco	708.5	1.0	0.8	1.3	0.8	1.1	0.9	0.9e
Food, alcohol & tobacco	190.1	2.4	1.8	1.5	1.5	1.6	1.9	2.1e
> processed food, alcohol & tobacco	145.4	2.1	2.0	1.7	1.9	1.9	2.0	2.0e
> unprocessed food	44.7	3.4	1.1	0.8	0.4	0.7	1.7	2.5e
Energy	101.3	9.3	5.3	5.3	3.8	1.7	0.5	-0.6e
Non-energy industrial goods	263.8	0.2	0.1	0.2	0.3	0.3	0.4	0.4e
Services	444.7	1.5	1.1	1.9	1.0	1.6	1.2	1.3e

e estimate

Geographical information

The **euro area** consists of Belgium, Germany, Estonia, Ireland, Greece, Spain, France, Italy, Cyprus, Latvia, Lithuania, Luxembourg, Malta, the Netherlands, Austria, Portugal, Slovenia, Slovakia and Finland.

The euro area data refer to the country composition at a specific point in time. New Member States are integrated into the aggregate using a chain index formula.

Methods and definitions

Annual inflation is the change of the price level between the current month and the same month of the previous year.

Revisions and timetable

The euro area inflation flash estimate is issued at the end of each reference month.

The complete set of harmonised indices of consumer prices (HICP) for the euro area, EU and Member States is released around the middle of the month following the reference month. The next release with full data for August 2019 is scheduled for 18 September 2019.

For more information

Eurostat [website section](#) on inflation

Eurostat [database section](#) on inflation

Eurostat [Statistics Explained article](#) on inflation in the euro area

Eurostat [metadata](#) on inflation

Eurostat €-indicators [release calendar](#)


Issued by **Eurostat Press Office**

Tim ALLEN
Tel: +352-4301-33 444
eurostat-pressoffice@ec.europa.eu


For further information on data:

Svetoslava PAVLOVA
Tel: +352-4301-34 406
estat-hicp@ec.europa.eu

 [EurostatStatistics](#)

 ec.europa.eu/eurostat/

 [@EU Eurostat](#)

 **Media requests:** Eurostat media support / Tel: +352-4301-33 408 / eurostat-mediasupport@ec.europa.eu