

168/2019 - 31 October 2019

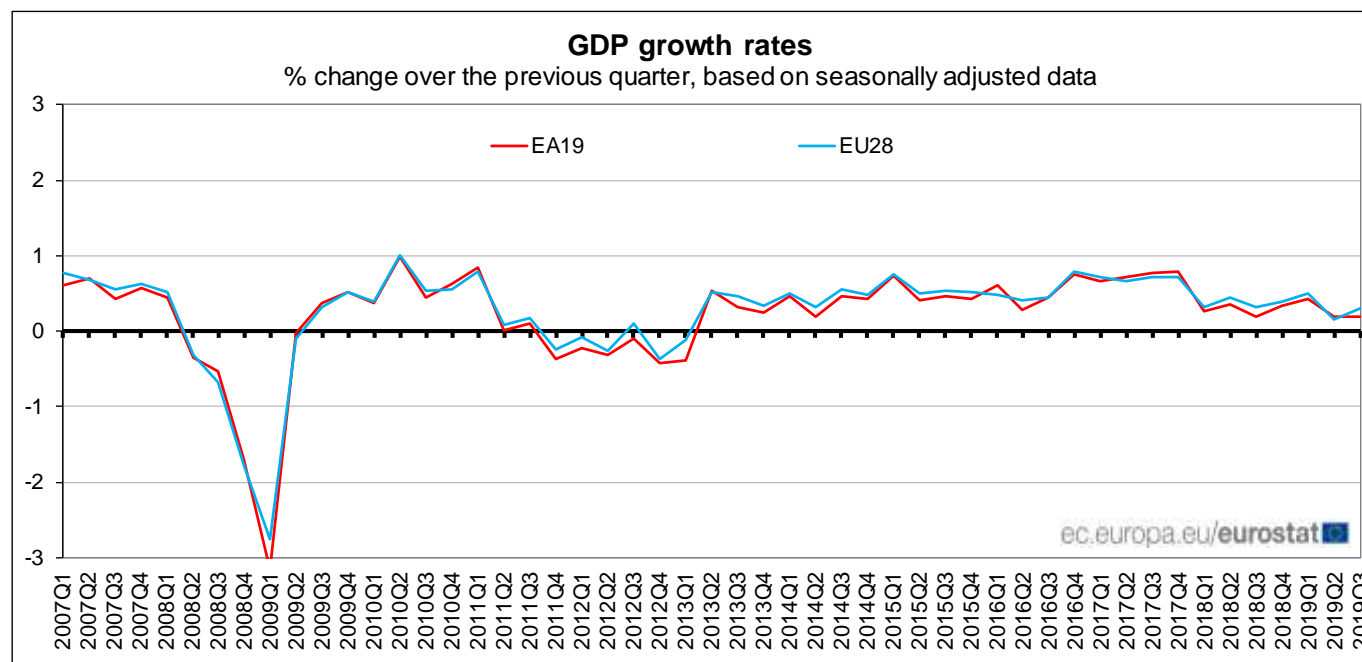
Preliminary flash estimate for the third quarter of 2019

GDP up by 0.2% in the euro area and by 0.3% in the EU28

+1.1% and +1.4% respectively compared with the third quarter of 2018

Seasonally adjusted GDP rose by 0.2% in the **euro area** (EA19) and by 0.3% in the **EU28** during the third quarter of 2019, compared with the previous quarter, according to a preliminary flash estimate published by **Eurostat, the statistical office of the European Union**. In the second quarter of 2019, GDP had grown by 0.2% in both zones.

Compared with the same quarter of the previous year, seasonally adjusted GDP rose by 1.1% in the **euro area** and by 1.4% in the **EU28** in the third quarter of 2019, after +1.2% in the **euro area** and +1.4% in the **EU28** in the previous quarter.



Growth rates of GDP in volume (based on seasonally adjusted data)

	Percentage change compared with the previous quarter				Percentage change compared with the same quarter of the previous year			
	2018Q4	2019Q1	2019Q2	2019Q3	2018Q4	2019Q1	2019Q2	2019Q3
EA19	0.3	0.4	0.2	0.2	1.2	1.3	1.2	1.1
EU28	0.4	0.5	0.2	0.3	1.5	1.7	1.4	1.4

The source dataset can be found [here](#).

Annualised growth rates are also available. They were 0.8% for the euro area and 1.2% for the EU28 in 2019Q3.

[Geographical information](#)

The **euro area (EA19)** includes Belgium, Germany, Estonia, Ireland, Greece, Spain, France, Italy, Cyprus, Latvia, Lithuania, Luxembourg, Malta, the Netherlands, Austria, Portugal, Slovenia, Slovakia and Finland.

The **European Union (EU28)** includes Belgium, Bulgaria, Czechia, Denmark, Germany, Estonia, Ireland, Greece, Spain, France, Croatia, Italy, Cyprus, Latvia, Lithuania, Luxembourg, Hungary, Malta, the Netherlands, Austria, Poland, Portugal, Romania, Slovenia, Slovakia, Finland, Sweden and the United Kingdom.

Methods and definitions

European quarterly national accounts are compiled in accordance with the European System of Accounts 2010 (ESA 2010).

The preliminary flash estimate of the third quarter of 2019 GDP growth presented in this release is based on the data of 17 Member States, covering 93% for EA19 GDP and 90% for the EU28 GDP.

Two statistical working papers present the preliminary GDP flash methodology for the European estimates and Member States estimates.

Revisions and timetable

With this preliminary flash estimate, euro area and EU GDP figures for earlier quarters are not revised.

All figures presented in this release may be revised with the GDP t+45 flash estimate scheduled for 14 November 2019 and subsequently by Eurostat's regular estimates of GDP and main aggregates (including employment) scheduled for 5 December 2019 and 20 January 2020. The last published estimates on 21 October 2019 reflect the effects of the 2019 benchmark revisions. Analysis of the revised quarterly and annual data can be found in Statistic Explained articles. For further details, please consult the Eurostat website and these documents, which inform on coordinated benchmark revisions in 2019, data publications and some particularities.

Data on revisions for test estimations, showing that the preliminary flash estimation procedure is sufficiently reliable, are available in chapter 5 of the statistical working paper Euro area and EU GDP flash estimates at 30 days.

For more information

Eurostat website section on national accounts, and specifically the page on quarterly national accounts

Eurostat database section on national accounts

Eurostat Statistics Explained article on measuring quarterly GDP

Eurostat metadata on quarterly national accounts


European System of Accounts 2010

Eurostat €-indicators release calendar

Issued by: **Eurostat Press Office**

Tim ALLEN
Tel: +352-4301-33 444
eurostat-pressoffice@ec.europa.eu

 ec.europa.eu/eurostat

 [EurostatStatistics](https://www.facebook.com/EurostatStatistics)


For further information on data:

Thierry COURTEL
Tel: +352 4301-36 669

Véronique DENEUVILLE
Tel: +352-4301-34 214

estat-gdp-query@ec.europa.eu

 [@EU_Eurostat](https://twitter.com/EU_Eurostat)

 **Media requests:** Eurostat media support / Tel: +352-4301-33 408 / eurostat-mediasupport@ec.europa.eu