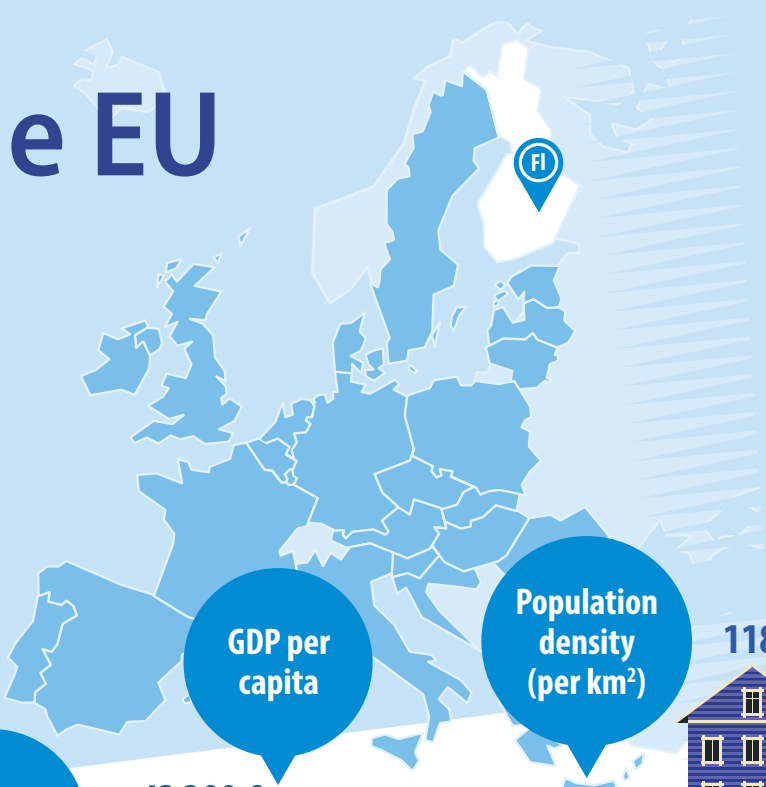



Finland in the EU



Share in EU area

7.6%
338 400 km²

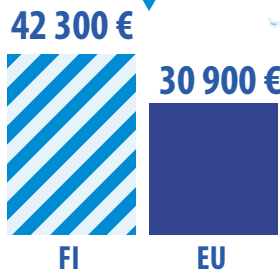
Share in EU population

1.1%
5.5 million inhabitants

Share in EU GDP

1.5%

GDP per capita



Population density (per km²)




Did you know that...

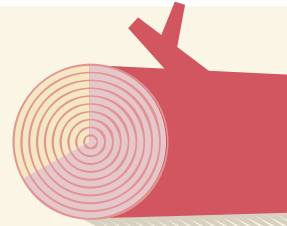


89% of adults in Finland use internet banking: one of the highest shares in the EU

19% of families with children in Finland raise at least three children: one of the highest shares in the EU



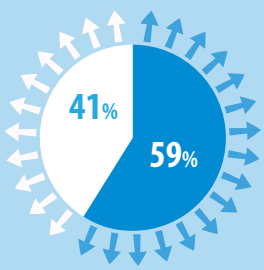
41% of energy consumed in Finland is renewable: the second highest share in the EU



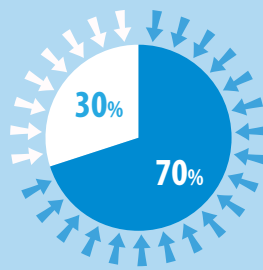
67% of Finland's territory is covered with forest – the highest share in the EU



Exports of goods




Imports of goods




● Inside EU
● Outside EU

Employment rate, men



Employment rate, women



(based on latest available data)

Finland in the EU

On the occasion of Finland's Presidency of the Council of the European Union (from 1 July 2019), Eurostat, the statistical office of the European Union, releases some indicators and infographics to show Finland in comparison with the European Union

July 2019

Indicator	Finland	EU
Economy		
Government surplus/deficit (% of GDP)	- 0.7	- 0.6
Government gross debt (% of GDP)	58.9	80.0
GDP per capita in PPS (EU = 100)	110	100
Tax to GDP ratio	43.4	40.2
Annual inflation rate	1.2	1.9
Investment (gross fixed capital formation as % of GDP)	22.5	20.5
Weight of manufacturing in the economy (value added of manufacturing as % of GDP)	15.3	14.5
Population and social		
Share of population aged 65 or over	21.4	19.7
Share of population under 15	16.2	15.6
Fertility rate (children per woman)	1.49	1.59
Unemployment rate (total)	6.8	6.3
Unemployment rate (less than 25 years)	16.7	14.3
Risk-of-poverty or social exclusion (% of population)	15.7	22.4
Education		
Tertiary educational attainment total (% of persons aged 30-34)	44.2	40.7
Tertiary educational attainment women (% of persons aged 30-34)	52.5	45.8
Tertiary educational attainment men (% of persons aged 30-34)	36.2	35.7
Early leavers from education (% of persons aged 18-24 years)	8.3	10.6
Science and Technology		
R&D expenditure (% of GDP)	2.76	2.06
Individuals having made a purchase online (% of persons aged 16 to 74)	70	60
Employment in high- and medium-high technology manufacturing (%)	4.8	5.8
Environment & Energy		
Greenhouse gas emissions including international aviation and indirect CO ₂ emissions (% reduction since 1990) – Source: EEA	- 15.97	- 22.36
Share of renewables in final energy consumption	41.0	17.5
Energy dependency (share of imports in energy consumption)	44.0	55.1

(based on latest available data)

Issued by: Eurostat Press Office
Tel: +352-4301-33 444
eurostat-pressoffice@ec.europa.eu

ec.europa.eu/eurostat
@EU_Eurostat
/EurostatStatistics

Media requests: Eurostat media support
Tel: +352-4301-33 408
eurostat-mediasupport@ec.europa.eu

