



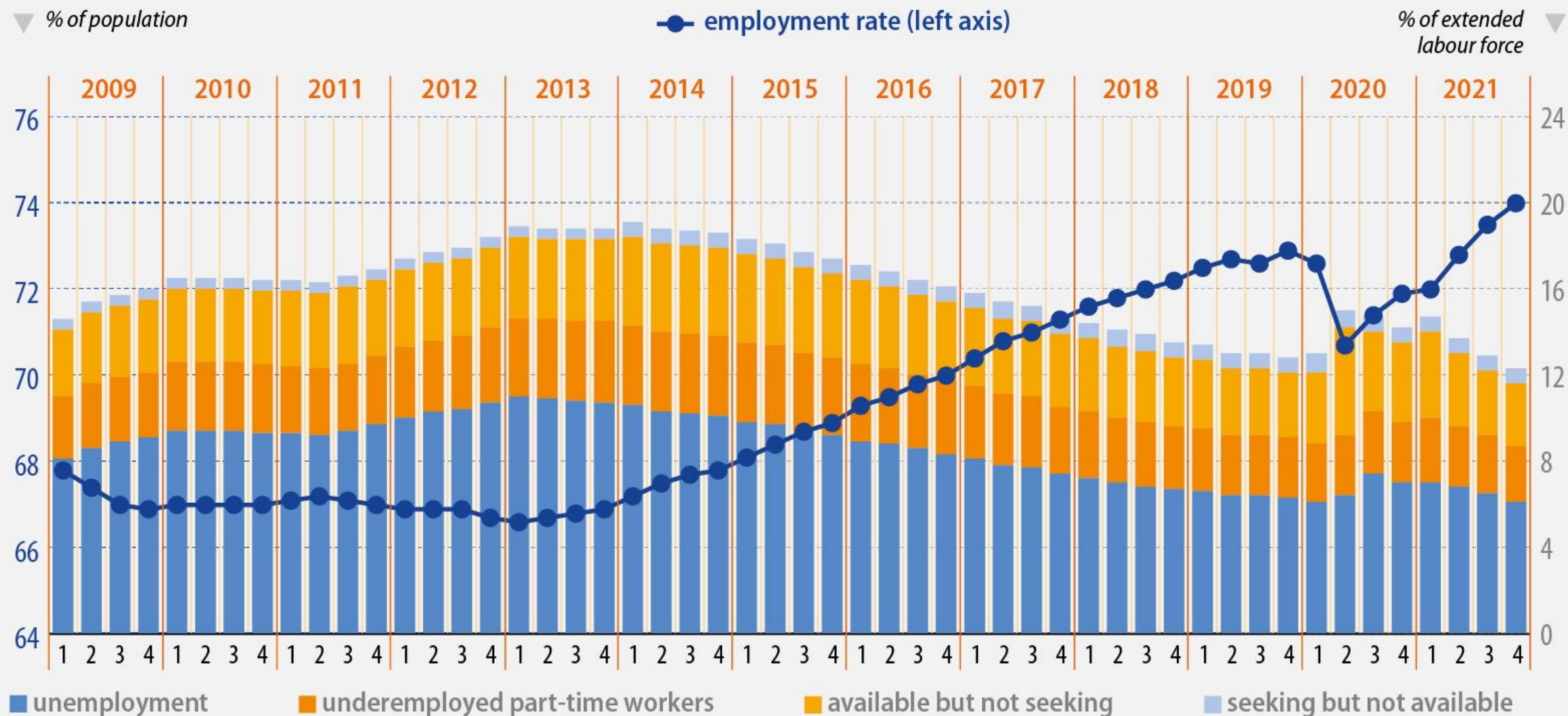
Labour market evolution in 2021

29 April 2022

ESTAT-LFS-MAIN-INDICATORS@ec.europa.eu

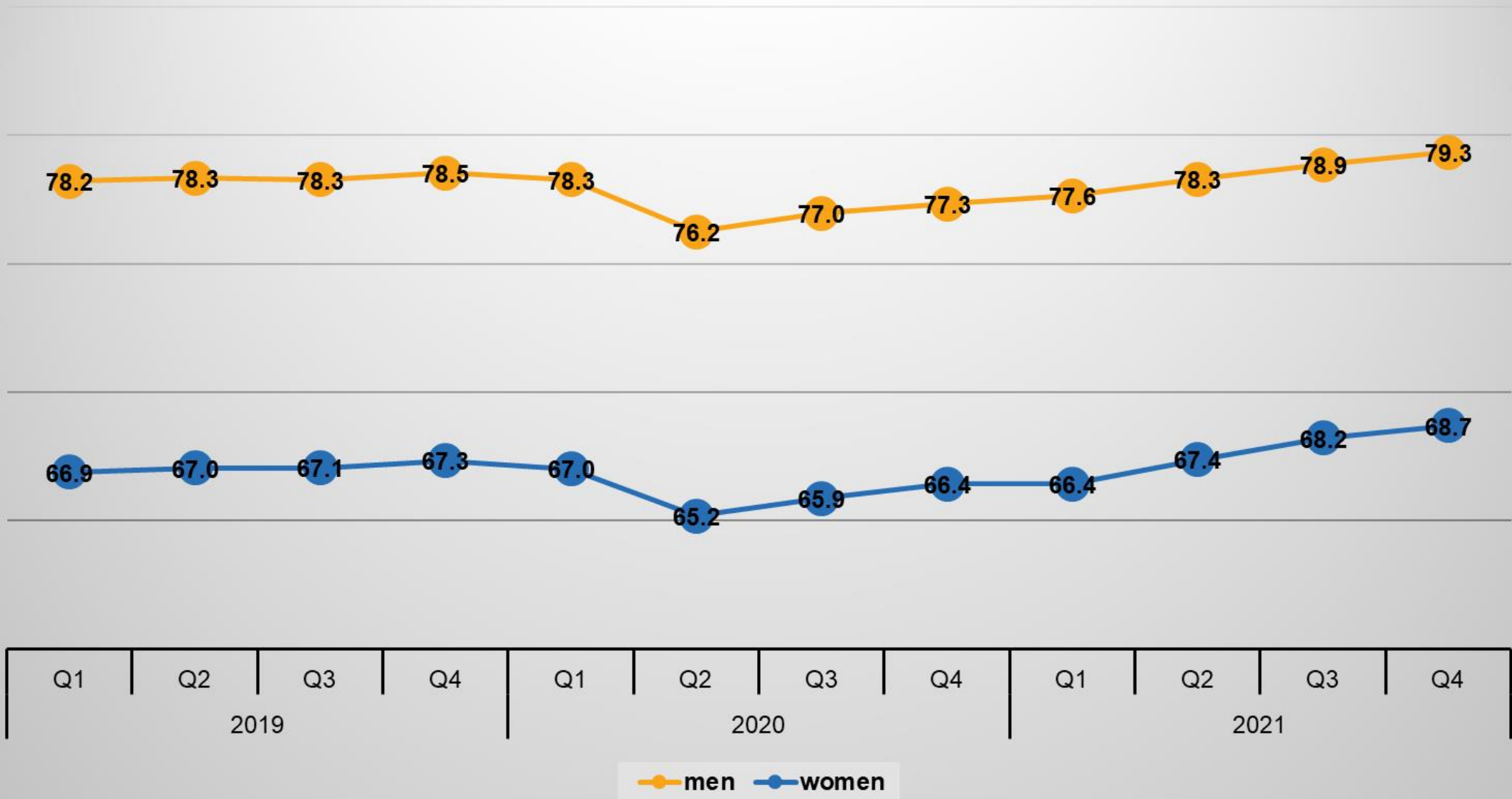
Employment rate and labour market slack in the EU

(Q1 2009 to Q4 2021, population aged 20-64, seasonally adjusted data)



Employment rates in the EU

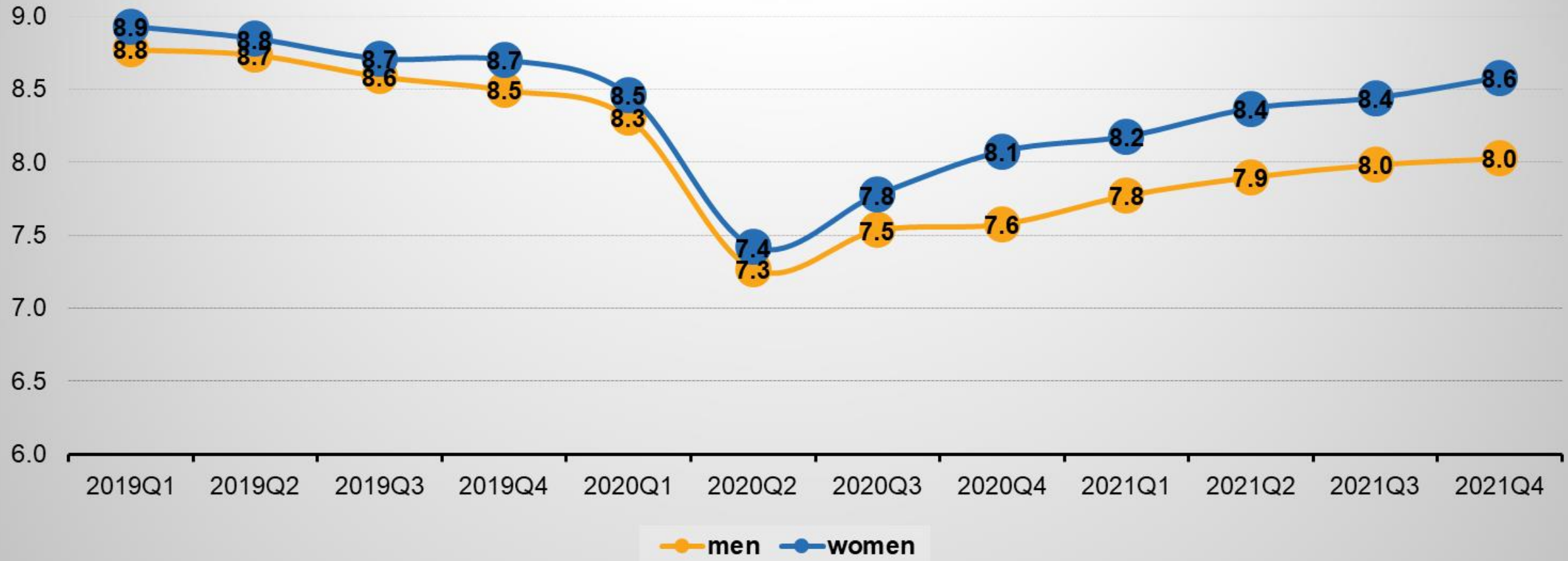
(Q1 2019 to Q4 2021, population aged 20-64, seasonally adjusted data)



Source: lfsi_emp_q

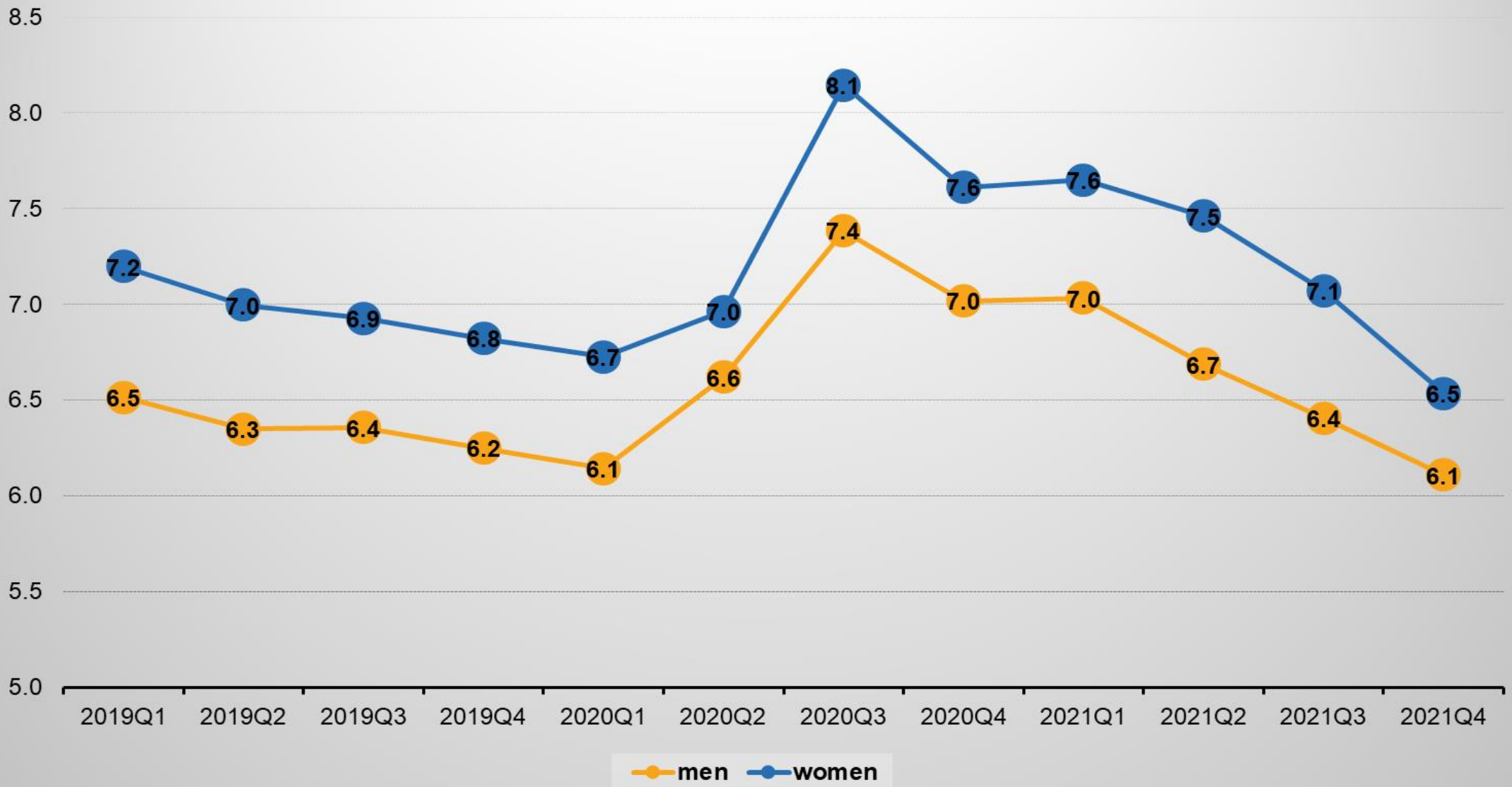
Temporary contracts employment rates in the EU

(Q1 2019 to Q4 2021, population aged 20-64, seasonally adjusted data)



Unemployment rates in the EU

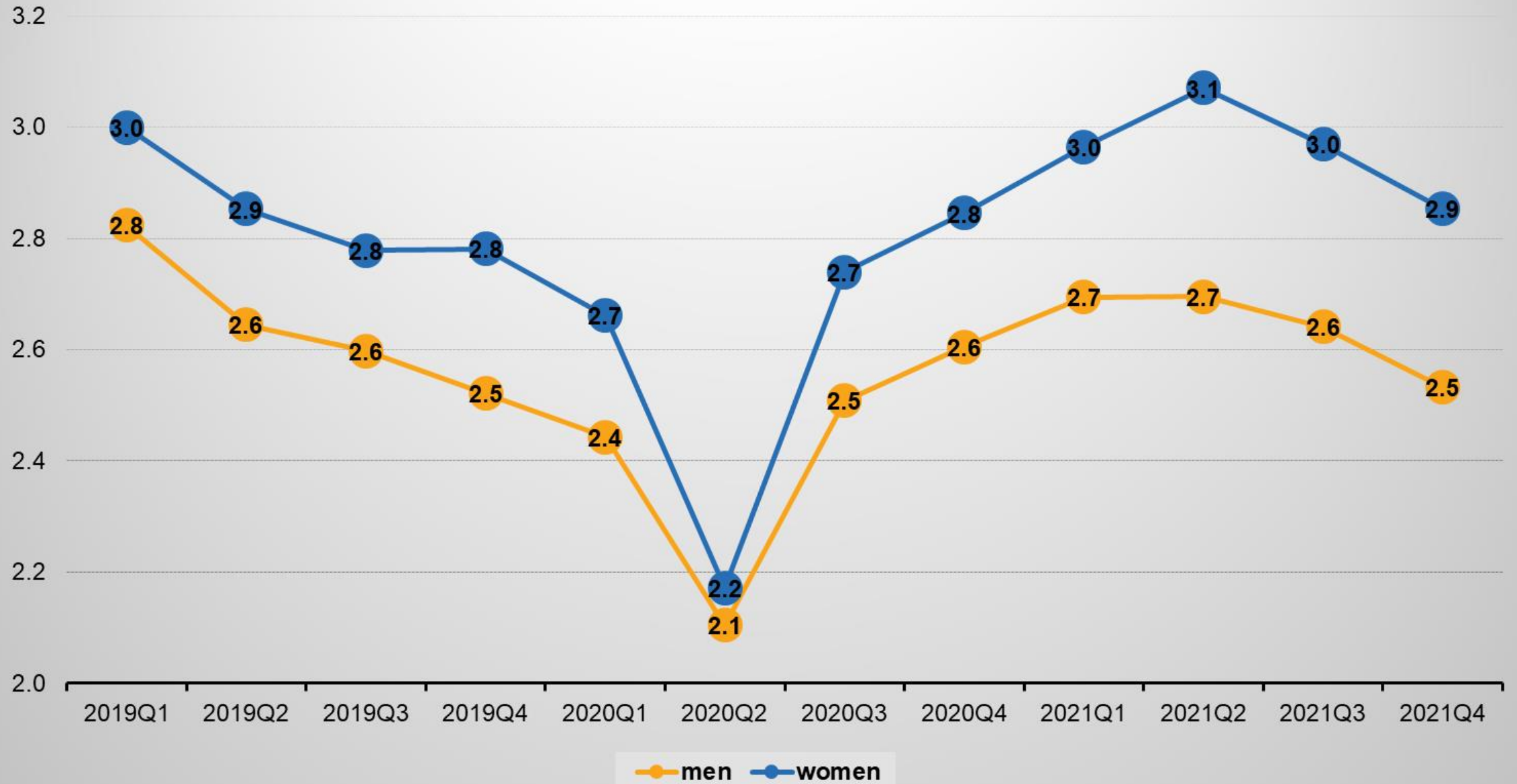
(Q1 2019 to Q4 2021, population aged 20-64, seasonally adjusted data)



Source: une_rt_q

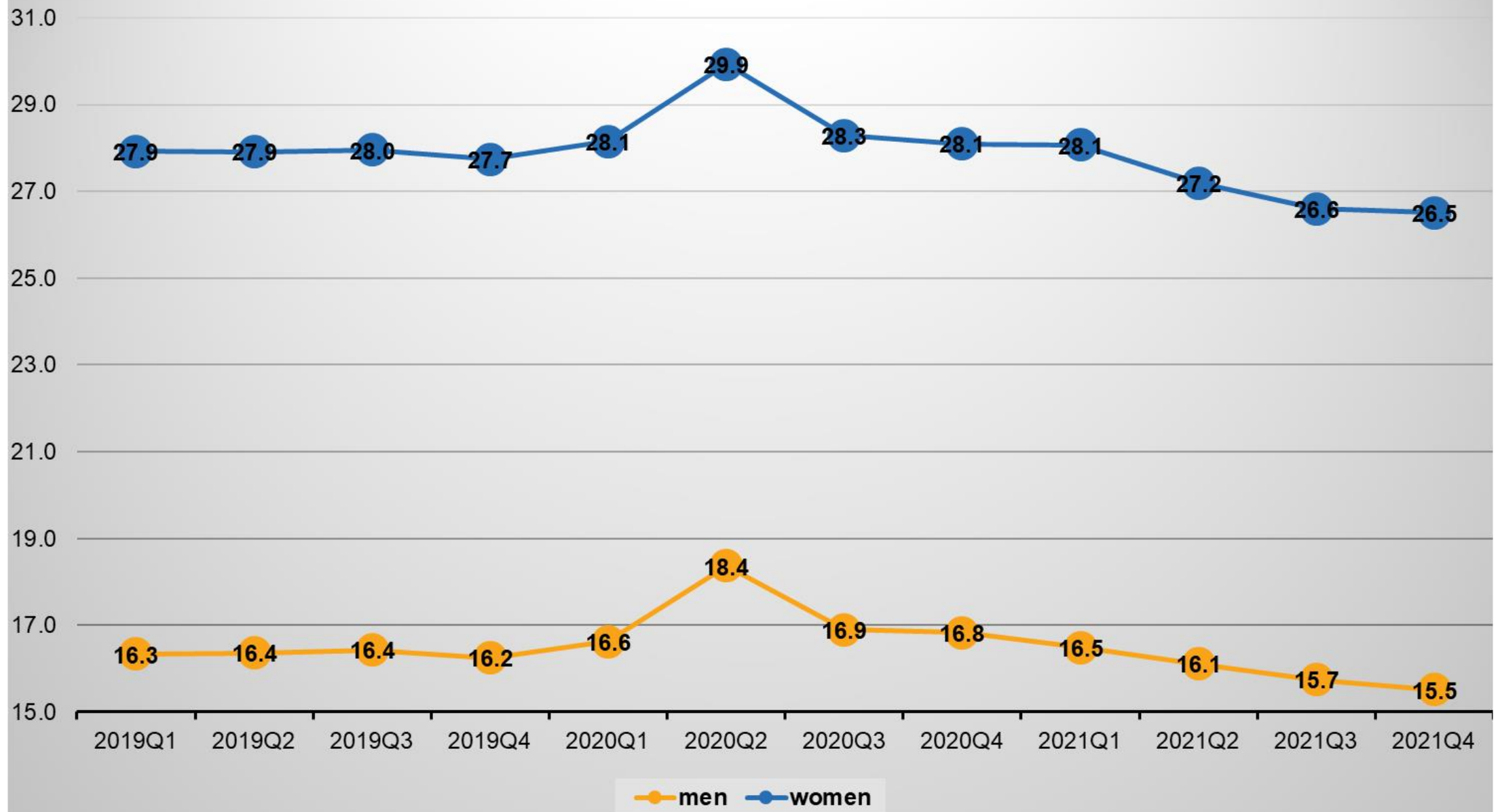
Long-term unemployment rates in the EU

(Q1 2019 to Q4 2021, population aged 20-64, seasonally adjusted data)



Source: une_ltu_q

Persons outside the labour force, 20-64, in % of population



Source: lfsi_sup_q

Methodological developments

- All data is derived from the quarterly EU Labour Force Survey;
- New Regulation for increased harmonization of data since 2021;
- Full information on changes can be found [here](#);



EU labour force survey



Translate

This online publication describes the [European Union \(EU\) Labour Force Survey \(EU-LFS\)](#), a large sample survey among private households in Europe and an important source for European statistics about the situation and trends in the [EU labour market](#). It provides information on the main features, the legal basis, the methodology, the data and the publications as well as on the historical development of the EU-LFS.

The EU-LFS is based on European legislation since 1973. From 1 January 2021, new regulations impacting the labour market domain entered into force. Please note that the current version of this online publication refers to these new regulations only in its first section. The other sections will be updated at short notice.

Table of contents

1. Main features and legal basis

- 1.1 Main features
- 1.2 Legal basis

2. New methodology from 2021 onwards

- 2.1 Labour force status
- 2.2 Other concepts and definitions
- 2.3 Main indicators being expressed as a rate
- 2.4 Main changes introduced in 2021

3. Methodology until 2020

- 3.1 Concept of labour force status
- 3.2 Other concepts and definitions









4. Correction for breaks in time series

- 4.1 Comparability over time - correction of breaks in time series
- 4.2 Background
- 4.3 Input for break correction
- 4.4 Data dissemination
- 4.5 Data interpretation

Dissemination of data

- Detailed results with many breakdowns in the “LFS series – detailed survey results” folder in the data-tree
- Main results from 2009 on, including estimates, correction of main breaks and seasonal adjustment in the “LFS main indicators” folder
- Main results until 2020, including estimates and seasonal adjustment in the historical tables in the “LFS main indicators” folder

EMPLOYMENT AND UNEMPLOYMENT (LFS)[Overview](#)**▲ Data**[Main tables](#)**DATABASE**[Visualisations](#)**▲ Publications**[Results](#)[Quality reporting](#)**▲ Methodology**[Main concepts](#)**DATABASE**

- [-] [Employment and unemployment \(Labour force survey\) \(employ\)](#)  [\(Information note\)](#)
- [-] [LFS main indicators \(lfsi\)](#) 
 - [+] [Employment and activity - LFS adjusted series \(lfsi_emp\)](#) 
 - [+] [Employment and activity - LFS adjusted series - historical data \(1989-2020\) \(lfsi_emp_h\)](#) 
 - [+] [Unemployment - LFS adjusted series \(une\)](#) 
 - [+] [Unemployment - LFS adjusted series - historical data \(1992-2020\) \(une_h\)](#) 
 - [+] [Labour market transitions - LFS longitudinal data \(lfsi_long\)](#) 
- [+] [LFS series - detailed quarterly survey results \(from 1998 onwards\) \(lfsq\)](#) 
- [+] [LFS series - detailed annual survey results \(lfsa\)](#) 
- [+] [LFS series - Specific topics \(lfst\)](#)
- [+] [LFS ad-hoc modules \(lfsa\)](#) 