

Informations Rapides

13 mars 2015 - n° 63



■ Costs of production indices in construction - December 2014

In December 2014, costs of production indices in construction decreased (-0.6%)

In December 2014, producer cost for construction decreased in construction of buildings (-0.2%), in specialised construction works (-0.3%) and mainly in civil engineering (-2.1%) due to the deep fall of prices in energy.

Producer cost indices for construction

		In %		
NAF	Heading	Weights (in %)	Dec. 14 / Nov. 14	Dec. 14 / Dec. 13
F	Construction	100.0	- 0.6	- 2.1
41.2	Construction of buildings	10.1	- 0.2	- 1.5
42	Civil engineering	16.2	- 2.1	- 5.4
43	Specialised construction works	73.7	- 0.3	- 1.5
43BT	- of which for buildings	64.2	- 0.1	- 0.9
43BTC	- of which for new building	24.6	- 0.2	- 1.4
43BTR	- of which for old buildings	39.6	0.0	- 0.6
43TP	Specialised works for civil engineering	9.5	- 1.9	- 5.0
BT	Buildings (41.2 + 43BT)	74.3	- 0.1	- 1.0
TP	Public works (42 + 43TP)	25.7	- 2.0	- 5.2

Source: INSEE

Items of producer cost indices for construction

		In %			
Costs items		T3 14 / T2 14	T4 14 / T3 14	Dec. 14 / Nov. 14	Dec. 14 / Dec. 13
Equipment	Buildings - structural works	- 0.1	- 0.3	+ 0.0	+ 0.9
	Buildings - finishing	+ 0.1	- 0.3	0.0	+ 1.2
	Public works	- 1.1	- 1.1	- 0.0	- 1.4
Labour	Labour costs in construction	+ 0.3	///	///	///
Energy	Buildings	- 0.5	- 5.2	- 4.8	- 11.2
	Public works	- 0.2	- 20.0	- 17.0	- 32.5
Material	Construction of buildings	- 0.4	- 0.7	- 0.6	- 2.9
	Old buildings	+ 0.1	- 0.1	- 0.2	- 0.6
	Civil engineering	- 0.0	- 3.5	- 3.2	- 7.8
	Specialised works for civil engineering	- 0.0	- 0.4	- 0.3	- 0.1
Services	Construction	+ 0.7	- 0.7	+ 0.6	+ 0.1
Transport	Buildings	+ 0.0	- 1.0	- 1.0	- 2.5
	Public works	- 0.2	- 0.2	0.0	- 0.1

/// : non published estimation.

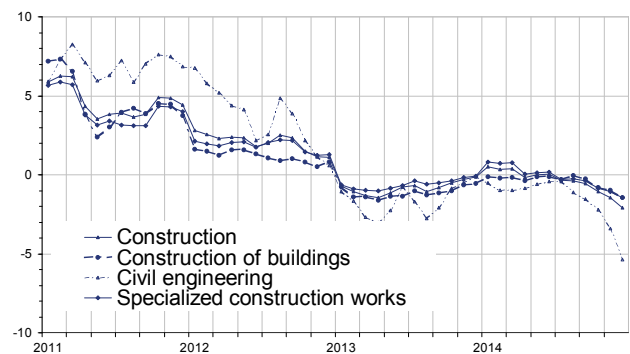
Source: INSEE

Decrease of materials prices

Prices of materials for construction of buildings decreased in December (-0.6%), mainly due to the fall of prices in deformed bars (-1.5%) and in cement (-0.7%), despite an increase in prices of mirrors (+2.2%) and of sand and gravel (+0.5%). In civil engineering, which also uses these products, the drop of materials prices was bigger (-3.2%) due to a fall of bitumen prices (-11.1%).

Production costs in construction

Annual change in %



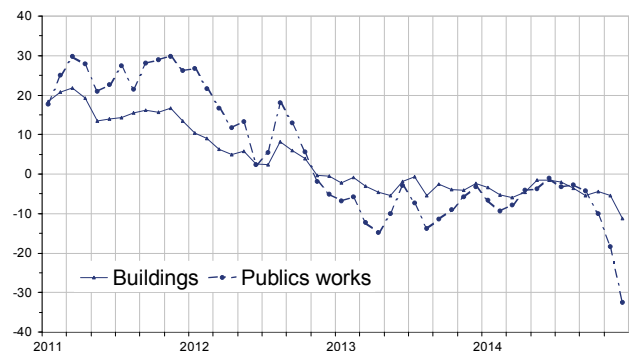
Source: INSEE

Decrease of energy prices

In December, cost of energy decreased in civil engineering (-17.0%) and buildings (-4.8%), due to lower prices of heavy fuel oil (-24.0%) and diesel oil (-4.8%).

Energy cost

Annual change in %

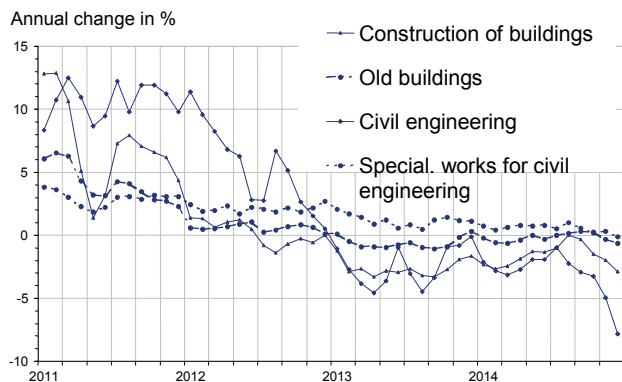


Source: INSEE

Stability of equipment prices

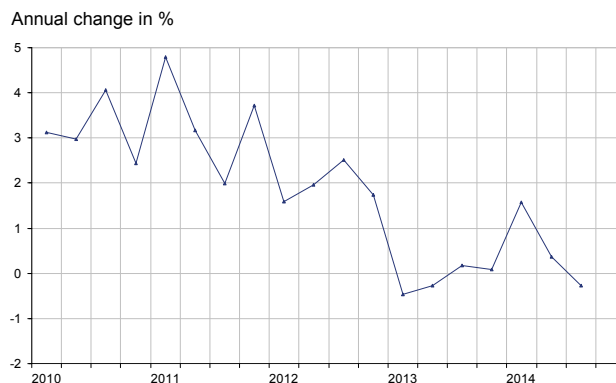
In December, equipment cost was stable in construction. Over a year, the price of the machine tools used in specialised works for existing buildings rose by 1.2%.

Materials costs



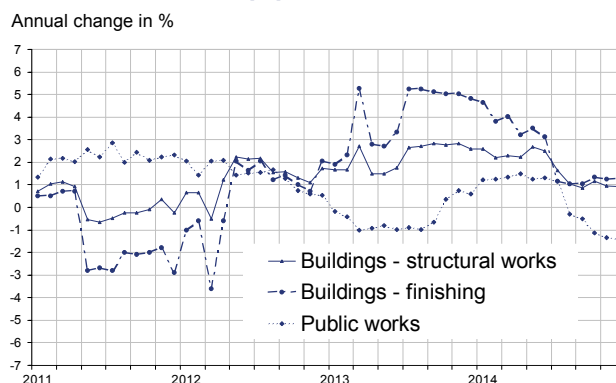
Source: INSEE

Labour cost in construction



Source: INSEE

Equipment cost



Source: Insee

For more information:

Definition

Production costs indices in construction are composite statistical indices, aggregating costs indices by expenses items. These indices are subject to revision. They are primarily used for national accounts and macroeconomics analyses.

Method of calculation

The six costs items are defined according to the "KLEMS" analytical accounting approach (K = capital goods "equipment", L = "labour", E = "energy", M = "materials", S = "services"), with the supplementary item T = "transport".

Each costs item is itself made up of elementary indices issued from public statistics.

The composition of "equipment" item is adapted to the construction of buildings (structural works), specialised construction works for existing buildings (finishing) and public works respectively. "Equipment" item of specialised construction works for new buildings is a weighted average of the "equipment" items for structural works and finishing.

The composition of "materials" item is adapted to the construction of buildings, specialised construction works for old buildings (finishing), civil engineering and specialised works for civil engineering respectively.


The composition of "energy" item is different between buildings (diesel oil) and public works (road diesel and heavy fuel oil). Building companies generally use their trucks, while those of public works resort to freight transport companies. Thus, transport indices of the two activities are different.

The weights of costs items and elementary indices are normally fixed for the duration of the base.

Costs indices and cost items are aggregated using a Laspeyres chain-linked technique, reference 100 in 2010.

"Buildings" group activities "41.2: Building Construction" and "43 except 43.1, 43.21B and 43.99E: Specialised construction works except demolition, site preparation, electrical installation on the highway and rental and leasing services of construction and civil engineering machinery and equipment with operator".

"Public Works" include activities "42: civil engineering", "43.1: Demolition, site preparation" and "43.21B: electrical installation on the highway".

- Complementary information (historical data, methodology, web site, etc.) is on: <http://www.insee.fr/fr/themes/info-rapide.asp?id=100>
- Historical data are available on the BDM : [G1605](#)
-  Follow us also on TwitterInseeFr: [Twitter @InseeFr](https://twitter.com/InseeFr) : <https://twitter.com/InseeFr>
- Press contact : bureau-de-presse@insee.fr

Next issue: 16th April 2015 at 12 p.m.