



European Commission

Results Report

EU International Cooperation and Development

FACTSHEET

The **first EU International Cooperation and Development Results Report** provides a **selection** of the results achieved by development cooperation projects and programmes implemented with EU support in partner countries.

It is part of the European Commission's wider efforts to strengthen its **focus on results** and improve its **accountability**.

The Report presents different types of results



Wider development progress made by partner countries so far, setting the context within which EU external assistance operates;



Aggregated results linked to EU-funded projects and programmes, demonstrating how the EU is contributing to development progress in sectors which reflect the EU's development policy priorities;



Data on the Commission's organisational performance.

1 Development progress in partner countries

● Despite significant progress, **29%** of the population continue to live in **extreme poverty**. Average GDP growth over the last five years has been **4.5%**, but inequality persists.



● The proportion of **undernourished** people has fallen almost by half over the last two decades, but on average **16.7%** of the population do not have enough to eat.



● Substantial progress in **health** has resulted in the **reduction of child and maternal mortality** almost by half over the past two decades.



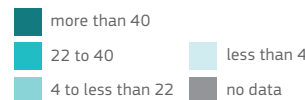
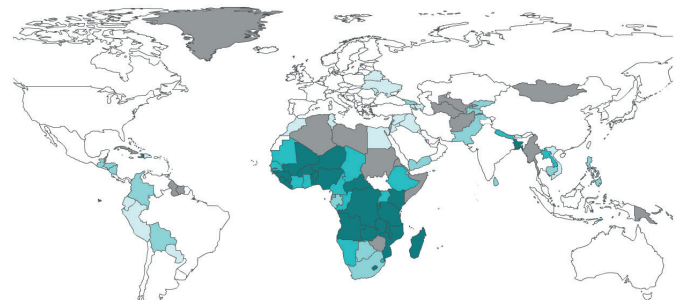
● More and more children are completing **primary** and **secondary education**: currently **80.6%** of 15 to 24-year-olds report being able to read and write.



● **Women** have gained ground in parliamentary representation but on average only **19 of every 100** members of parliament in partner countries are women.



● **Global biodiversity** has **decreased** over the last 40 years and the populations of vertebrate species have declined by almost 50% since 1970.



Proportion of population living below the international poverty line (%)

2 Results achieved in partner countries with EU support*



Employment

326 000 people benefited from training and skills development intended to improve employability, productivity and competitiveness



Education

29 009 000 children were enrolled at school
19 447 000 in primary education
9 562 000 in secondary education



Sustainable agriculture

4 544 000 women of reproductive age and children under 5 benefited from nutrition-related programmes



Good governance

19 elections were supported where the electoral process was perceived by independent observers as free and fair



Health

1 160 000 births were attended by skilled health personnel, helping to reduce maternal mortality



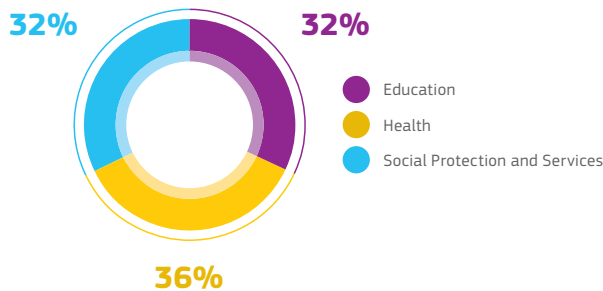
Natural resources

13 785 000 hectares of protected areas were managed to help ensure biological diversity and to preserve natural heritage

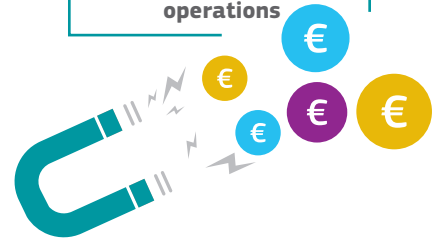
* For projects that ended between July 2013 and June 2014.

3 European Commission organisational performance

In 2014 there was a financial commitment of **€843 million for human development**



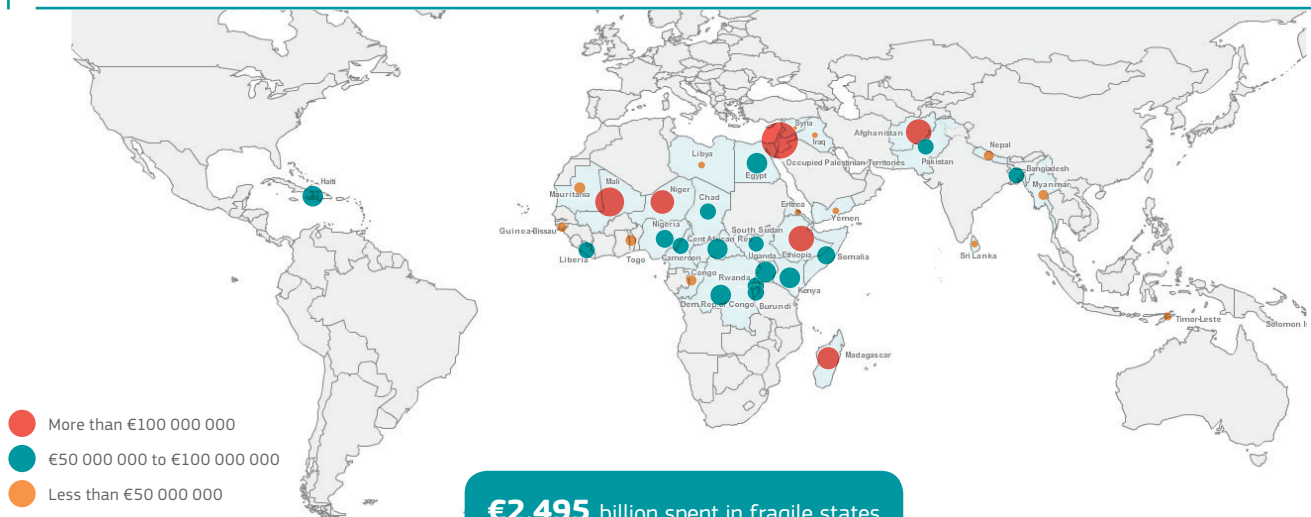
Leveraging of blending operations



For every **€1** the EU spent on blending, an additional **€20.7** is leveraged from partner financial institutions.

**Blending is an instrument for achieving EU external policy objectives. Blending combines EU grants with loans or equity from public and private financial institutions to increase development finance.

Payments to fragile states (2014)



€2.495 billion spent in fragile states



ec.europa.eu/europeaid/general_en