

# State-of-play across the EU

**ENRD Contact Point**

**Alex Papakonstantinou**

**Kasia Panfil**

**Veronika Korcekova**

Brussels - 8 November 2018



**#NRNmeeting**

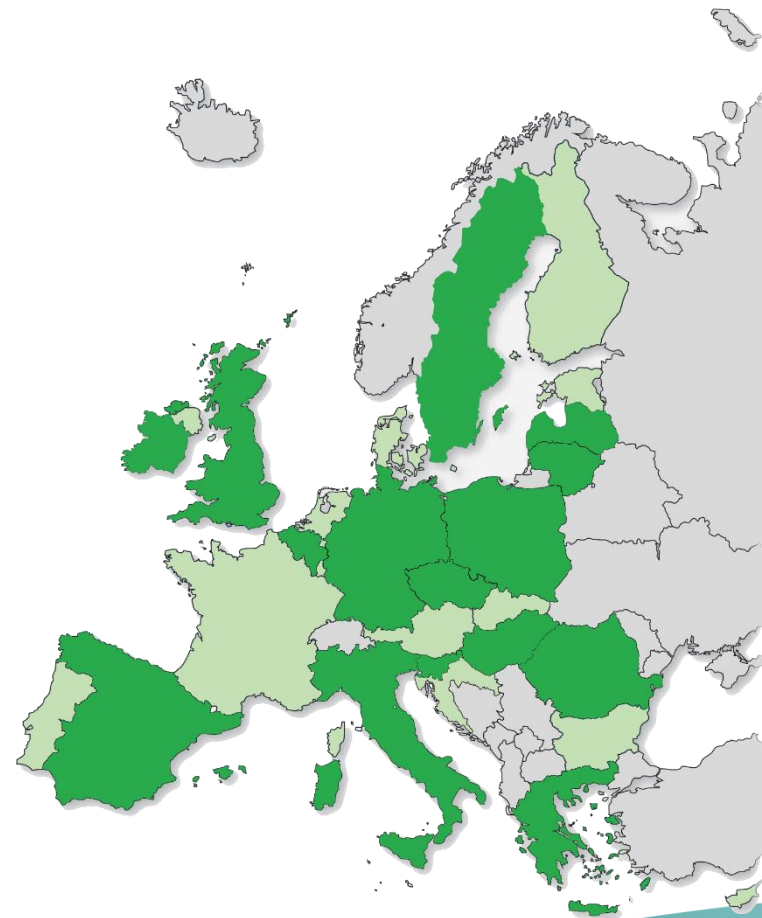
# Content

1. Results from the **online questionnaire**
2. Results from **Common Network Statistics**
3. **ENRD Project Database**

# 1. Online questionnaire

Gain an insight on the approaches used by NSUs

- ❖ On-line semi-structured questionnaire
- ❖ 11 questions on **identification/collection, dissemination and challenges/success factors**
- ❖ **17 NSU responses** collected / 15 Member States
- ❖ **Balanced representation** from:
  - ❖ Regionalised countries (ES, DE and IT)
  - ❖ Regional level (BE-Flanders, UK-ENG, UK-SCOT, UK-WAL)
  - ❖ Centralised countries (CZ, GR, HU, IE, LT, LV, PL, RO, SE and SI).



# A. Identification & collection



## a. Informal processes (13/17 responses)

- Paying agencies, Managing authorities, NRN partners
- Local correspondents
- Web & social media search
- Dedicated section on NRN websites
- Suggestions from TWG members, external experts and beneficiaries



## b. Formalised processes

- Competitions or awards
- Juries, NRN Steering Group or other NRN members
- Internet voting

# A. Identification & collection

## c. Selection criteria vs requirements

- **Informal selection processes** focus on **compliance with general rules**, e.g.:
  - Project completed
  - sound financial implementation
  - positive feedback
  - relevance
  - concrete results
- **Formal competitive processes** use **specifically defined criteria**, e.g.:
  - Long-term effects in relation to EAFRD objectives
  - Specific criteria per category
  - transferability, universal character, project type
  - Tangible results



Most common  
requirement:

**Completed  
projects!**

# A. Identification & collection



## d. Involvement of regional levels

- **Strong interaction** with regional or local actors (12/17 responses)
  - Cooperation with regional authorities but also independently.
  - Regional / local actors as relays.
  - LAGs, local administration and intermediate implementing bodies.
  - Formally assigned local correspondents.

## B. Dissemination



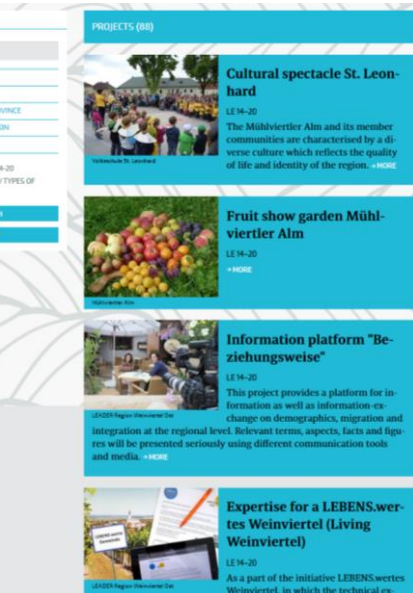
### a. Dissemination approaches

- **NRNs websites and projects databases** (13 responses).
- **Publications**, e.g. newsletters, journals, magazines, projects brochures.
- **Social media** i.e. **Facebook** and **Twitter**.
- **Events**, e.g. conferences, seminars, field visits.



### b. Format

- **Short summaries** with photos and maps.
- **Videos & interviews**.
- **Articles, interviews, and PowerPoint presentations**.
- Few cases of descriptions that resemble the ENRD format.
- Detailed project descriptions (**case studies / reports**).



## B. Dissemination

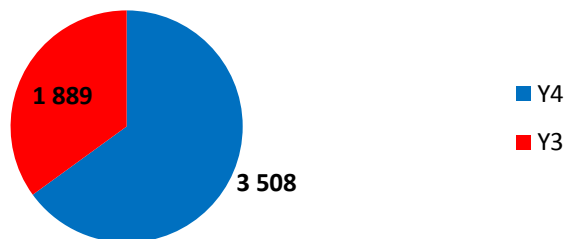
### c. Improving dissemination suggestions

- Exploit the **potential of social media & digital solutions** e.g. influencers; Facebook; photos; short videos or interviews; cartoons.
- Strengthen interaction and cooperation between **NRNs and ENRD**:
  - capacity building, workshops for NSUs;
  - joint promotional activities between NRNs and ENRD;
  - clear distinction between projects and methodological examples.
- NSUs engage **ENRD CP geographical experts**.
- **Systematise** promotional activities e.g. monthly emails.
- Overcome **language** barriers / Minimum content translations in all EU languages.

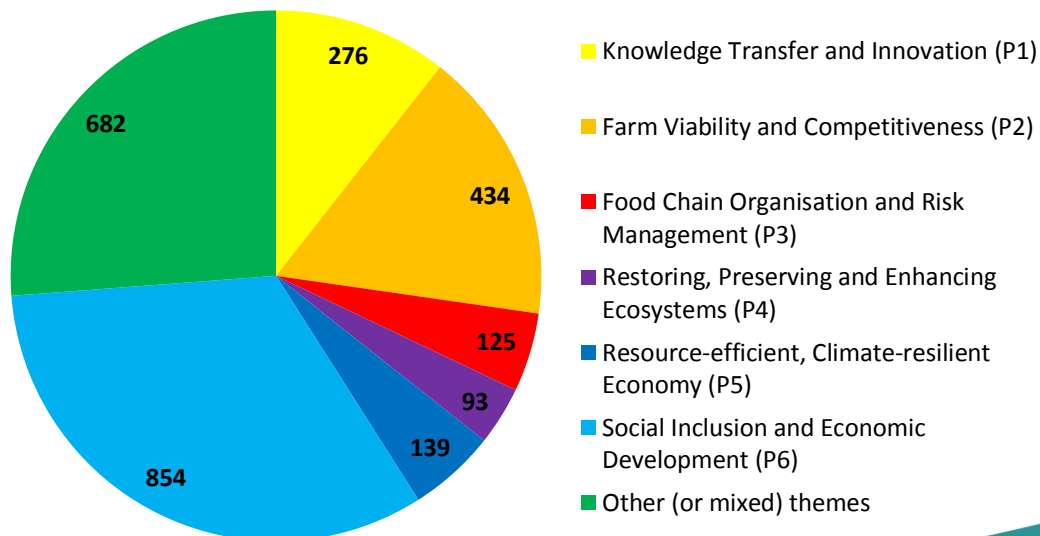


## 2. Common Network Statistics

Number of GPs collected by NSUs in  
2016 and 2017



Number of GPs collected in 2017 by theme



NSUs with the highest number of  
good practices collected in 2017

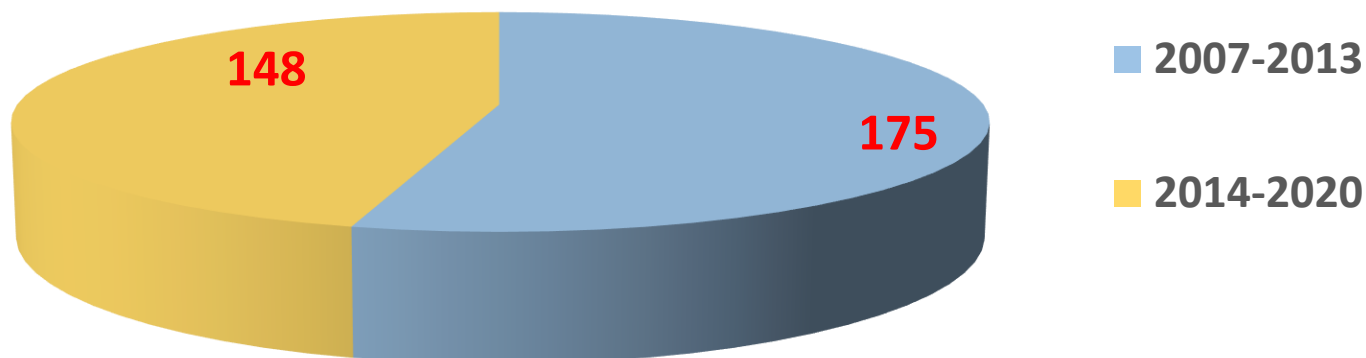
NSU	NO. of GPs
Finland	812
Czech Republic	448
UK - Wales	282
Estonia	251
Austria	249
Germany	231
UK - Scotland	192
France	176
Hungary	154
Ireland	120

## 3. ENRD Project database

### Key Topics:

- LEADER/CLLD-114
- Agriculture-67
- Tourism-60

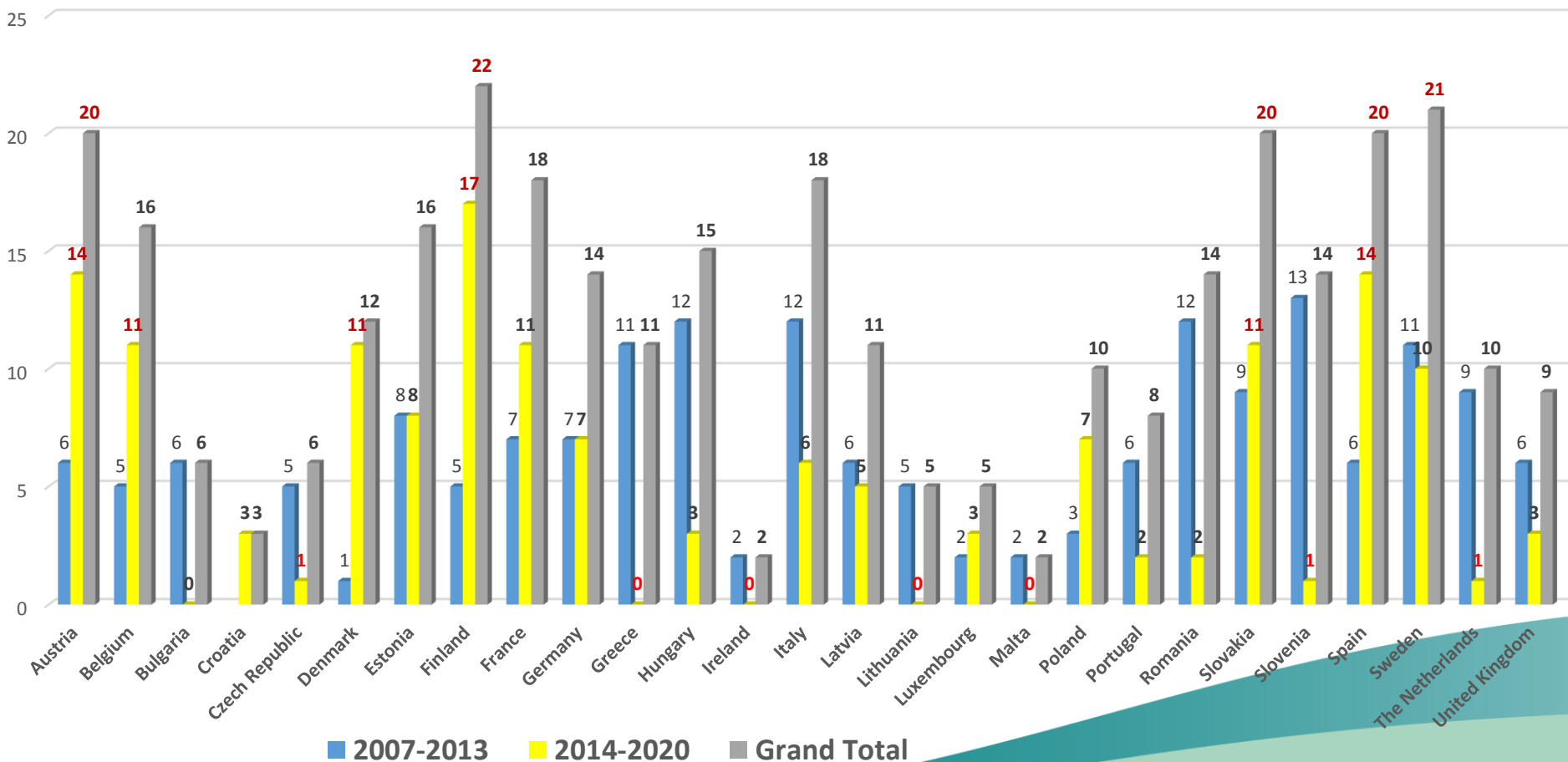
**323 Projects**



# Number of projects

## Projects per Member States and Programming Period

Number of Projects

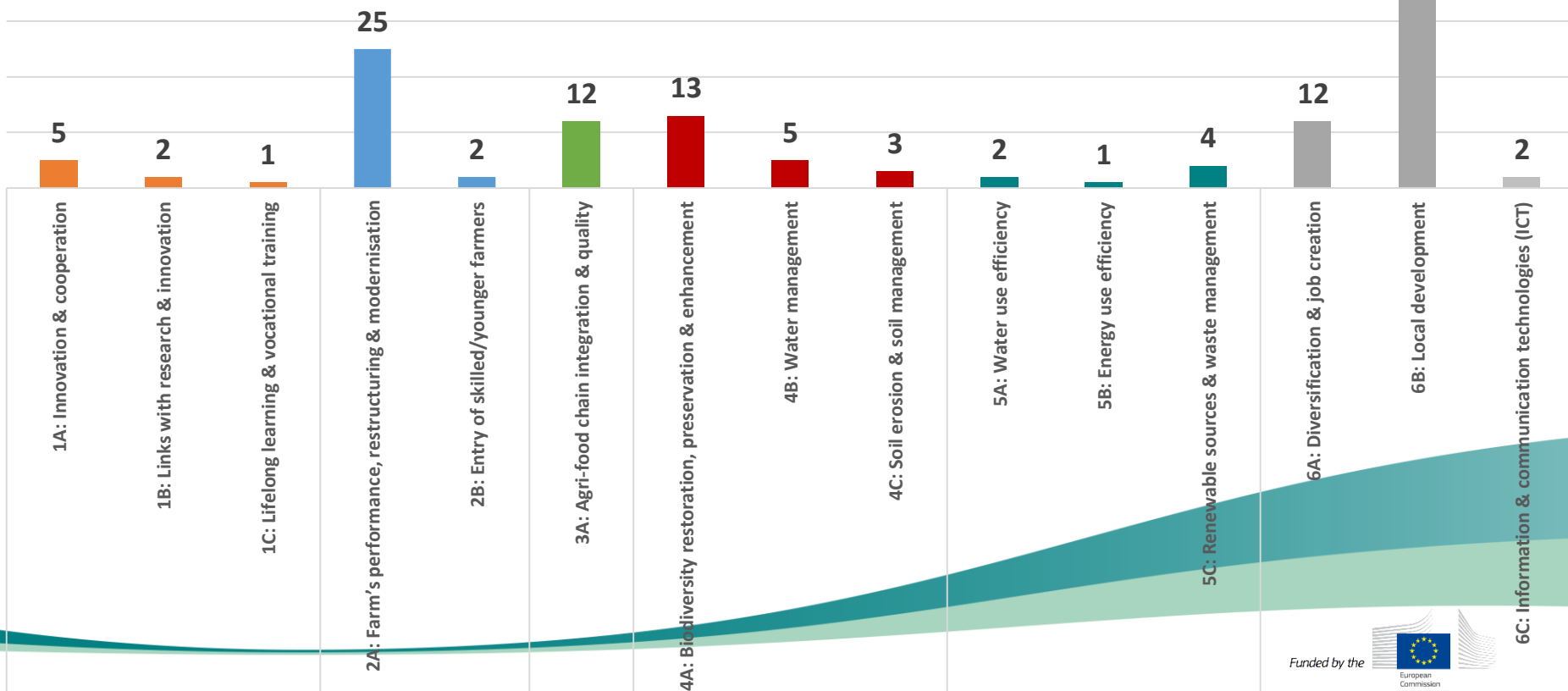




# Number of projects

## Projects per Priority and Focus Areas

Priorities	Project number
2014-2020	148
P1. Knowledge transfer and innovation	8
P2. Competitiveness	27
P3. Food chain and risk management	12
P4. Ecosystems management	21
P5. Resource efficiency and climate	7
P6. Social inclusion and local development	73



# Thank you for your attention!

[www.enrd.ec.europa.eu](http://www.enrd.ec.europa.eu)

## ENRD Contact Point

Rue de la Loi / Wetstraat, 38 (bte 4)

1040 Bruxelles/Brussel

BELGIQUE/BELGIË

Tel. +32 2 801 38 00

[info@enrd.eu](mailto:info@enrd.eu)