

ENRD Workshop 'Making Rural Areas More Attractive for Young People'

Age structure and other trends in the EU-28 and rural Europe

Peter Toth, ENRD Contact Point

Brussels, Belgium – 03 May 2018

Some statistics

GDP per capita



72.9%

The GDP/capita in rural areas is 72.9% of the EU-28 average

The ratio is 48% in the EU-N13!

Poverty rate



25.5%

EU-28 average for rural areas

33.8% in the EU-N13!

In cities:

20.1% in EU-N13, 24.4% in EU-15

Poverty rate (young people)



29.8%

Young people (15-29) at risk of poverty or social exclusion (EU-28 average. 2014).

Up by 3.9% between 2009-2014.

Farm managers



0.11

The average young farm manager ratio in the EU-27 (2013) was 0.11.

(younger than 35)/elderly (older than 55) In Cyprus (0.02) – in Austria (0.39)

Youth unemployment



18.8%

Youth (age 15-24) unemployment in rural areas (EU-28) in 2016.

15-74 year-old population (8.3%) <10% in AT, DE, NL, >40% in EL, ES.

Rural population

Down by 1.2% (2011-2016) /
Overall EU-28 increased by
1.4%

*Growth driven by the EU-15,
while decrease of 4% in rural
areas in the EU-N13*

Aging

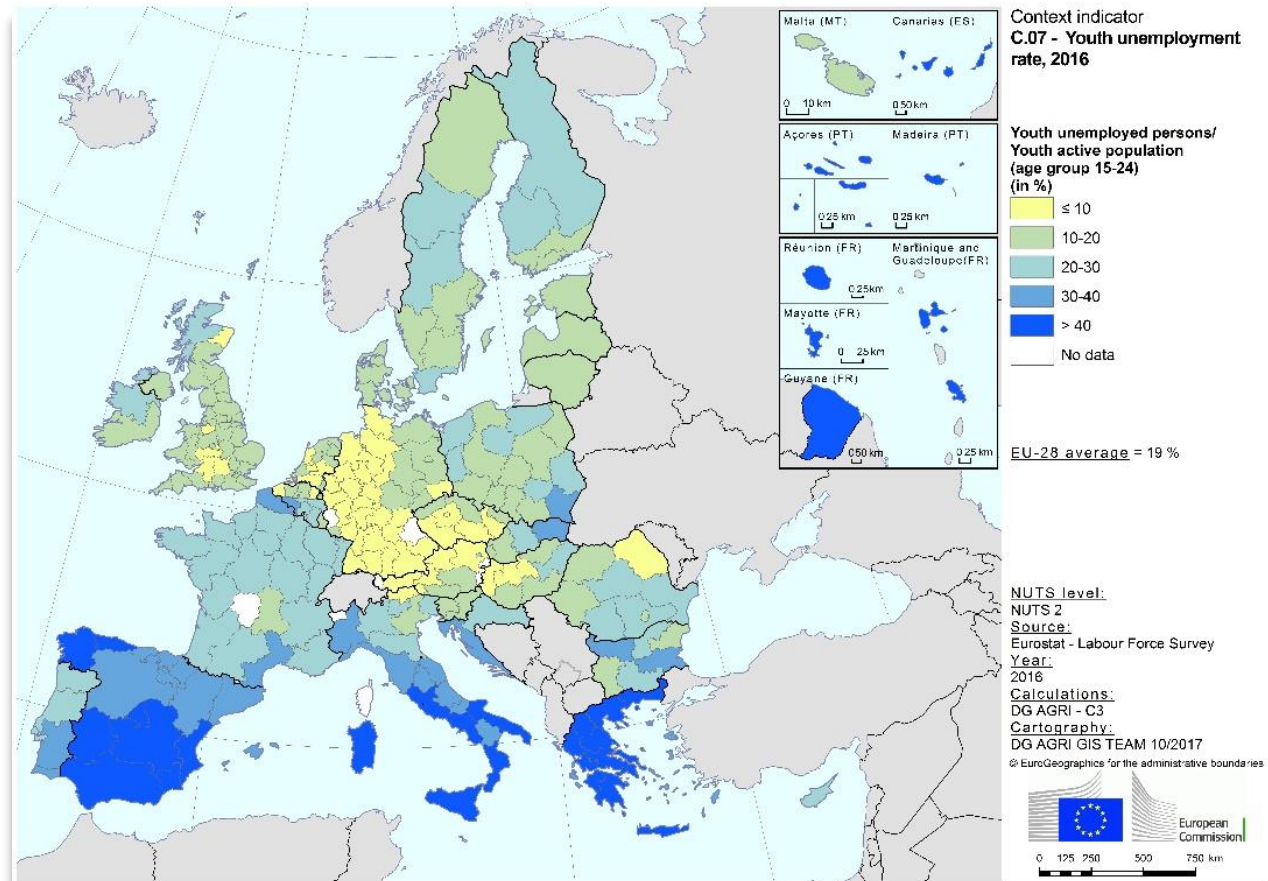
share of working age
population in rural areas
decreased by 1.6% (EU-28)

Unemployment

(age group 15-74)

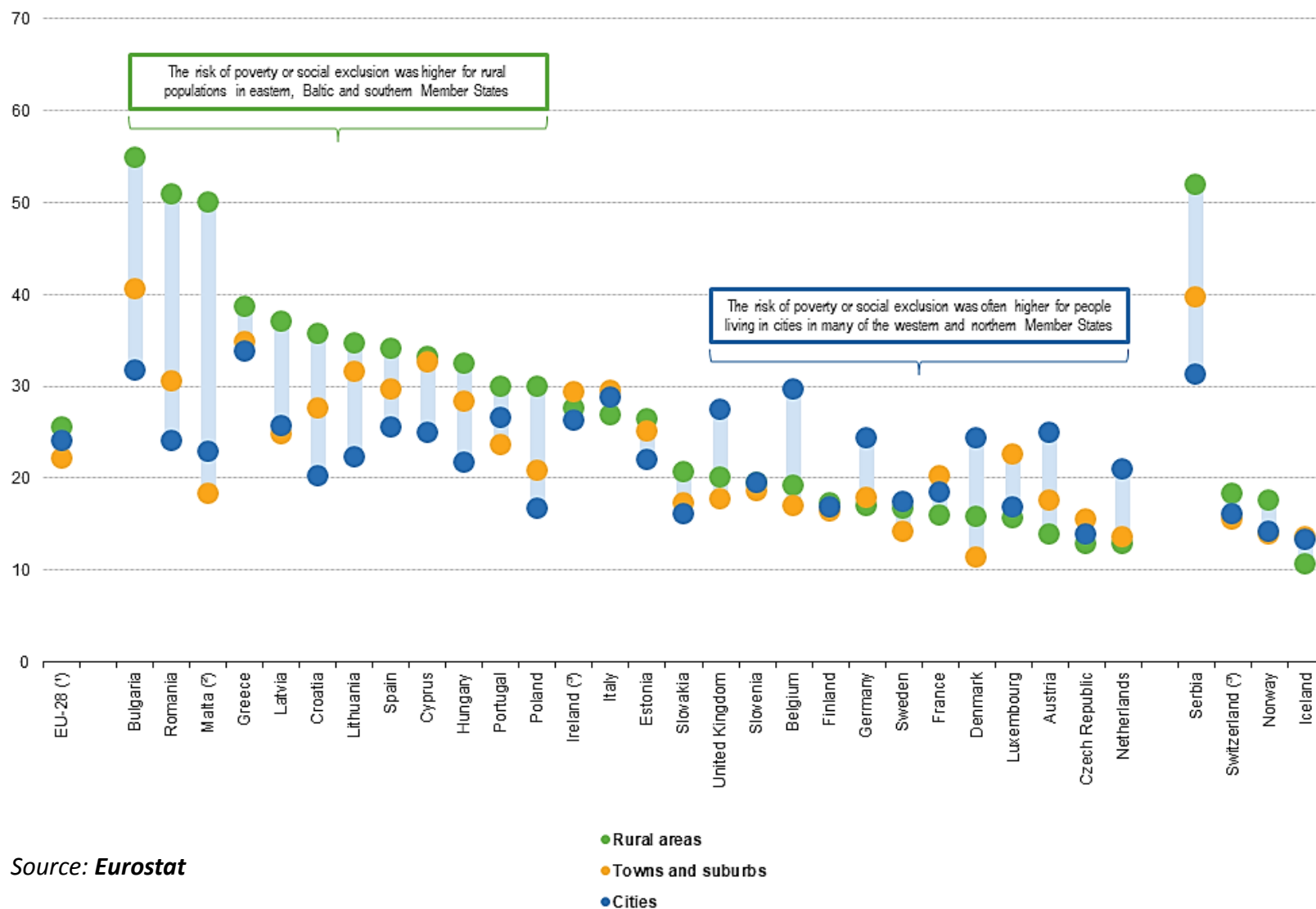
Decreased by 1.6% between
2014-2016 (EU-28, rural
areas)

8.3% (rural areas, EU-28 / DE
3% - EL, ES ~ 20%)



Source: Eurostat. [CAP context indicators 2014-2020 \(2017 update\)](#). [Migration and migrant population statistics](#)

Risk of poverty or social exclusion



Source: Eurostat

Youth Development Index

Based on 18 indicators in 5 domains
age group 15-29

Education

Health and well-being

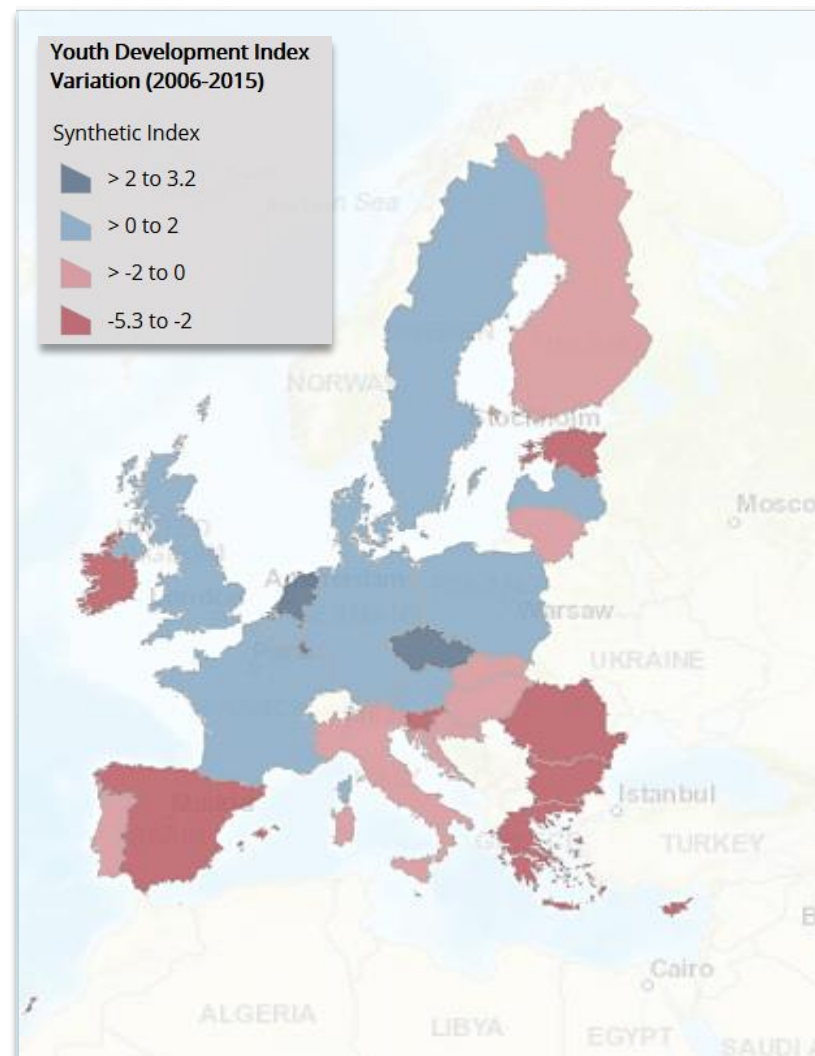

Employment and opportunity

Political participation

Civic participation

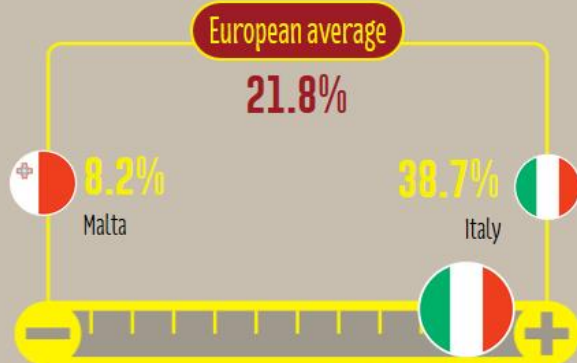
Youth Development Index
Variation (2006-2015)

Synthetic Index



Source: <http://youthmetre.eu/youthmetre/> (an Erasmus+ funded project)

YOUNG EUROPEANS (a Eurostat infographic)



Like you, **38.7%** of young men your age are not employed.

54% for women



◀ Previous  Next ▶

EMBED

SHARE

SOURCE

eurostat 

In summary...

- While the overall EU population increased slightly, rural population has decreased
- The share of working age population is decreasing
- There is considerable variation among MSs in youth unemployment within the EU (range between 5.3-47.4%) in rural areas
- A considerable part of migration in the EU is represented by the age group between 25-50
- Unemployment in rural areas is gradually decreasing in most of the EU
- *Leaving* from rural areas can be characterised as migration to towns and suburbs or cities within the same EU MS, as well as migration to other EU MSs

Thank you for your attention!

ENRD Contact Point

Rue de la Loi / Wetstraat, 38 (bte 4)

1040 Bruxelles/Brussel

BELGIQUE/BELGIË

Tel. +32 2 801 38 00

info@enrd.eu