



REPUBLIC OF ESTONIA  
MINISTRY OF RURAL AFFAIRS

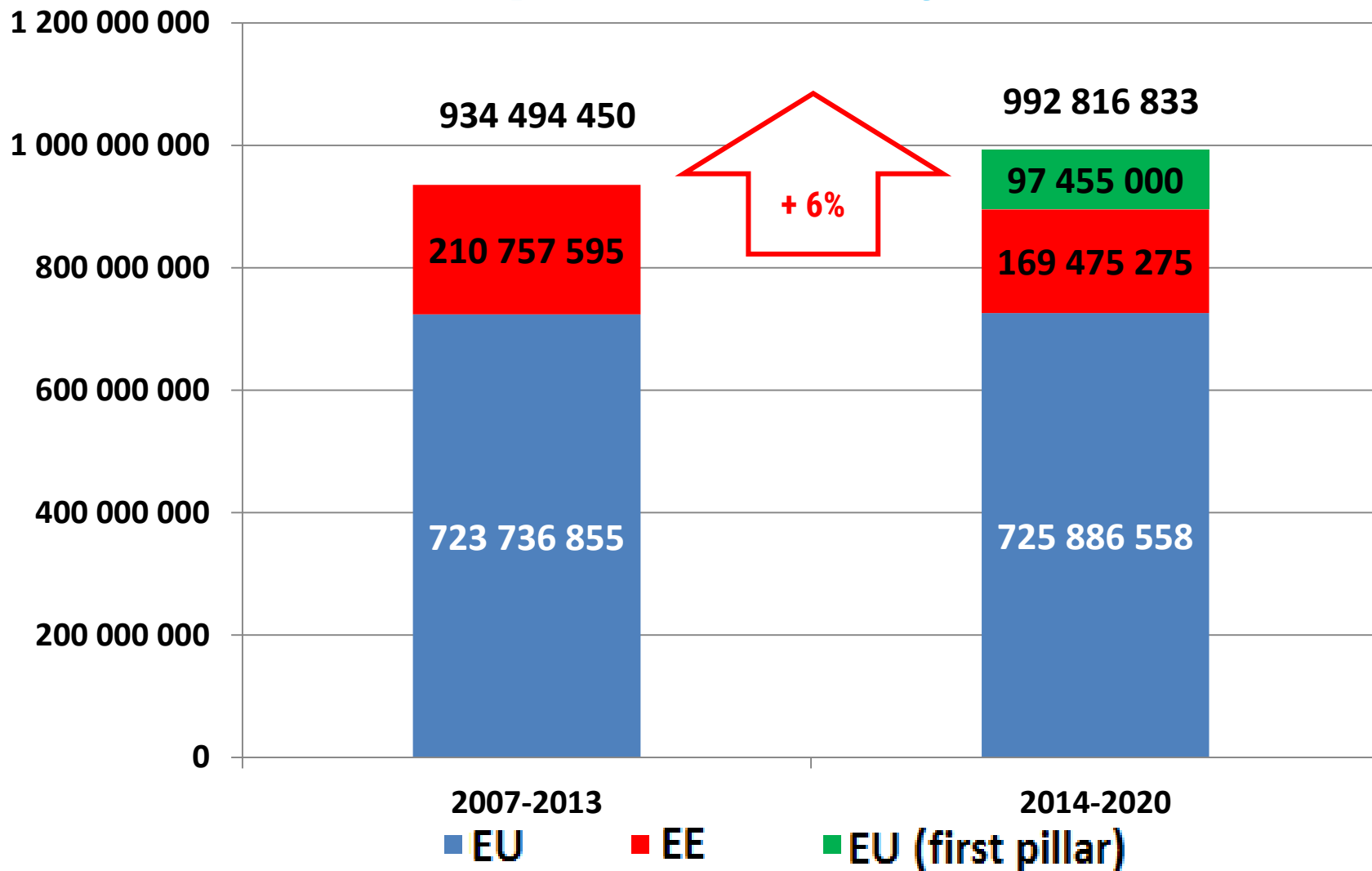
# Estonian Rural Development Program successes so far

EUROPEAN RURAL NETWORK  
The Vibrant Rural North

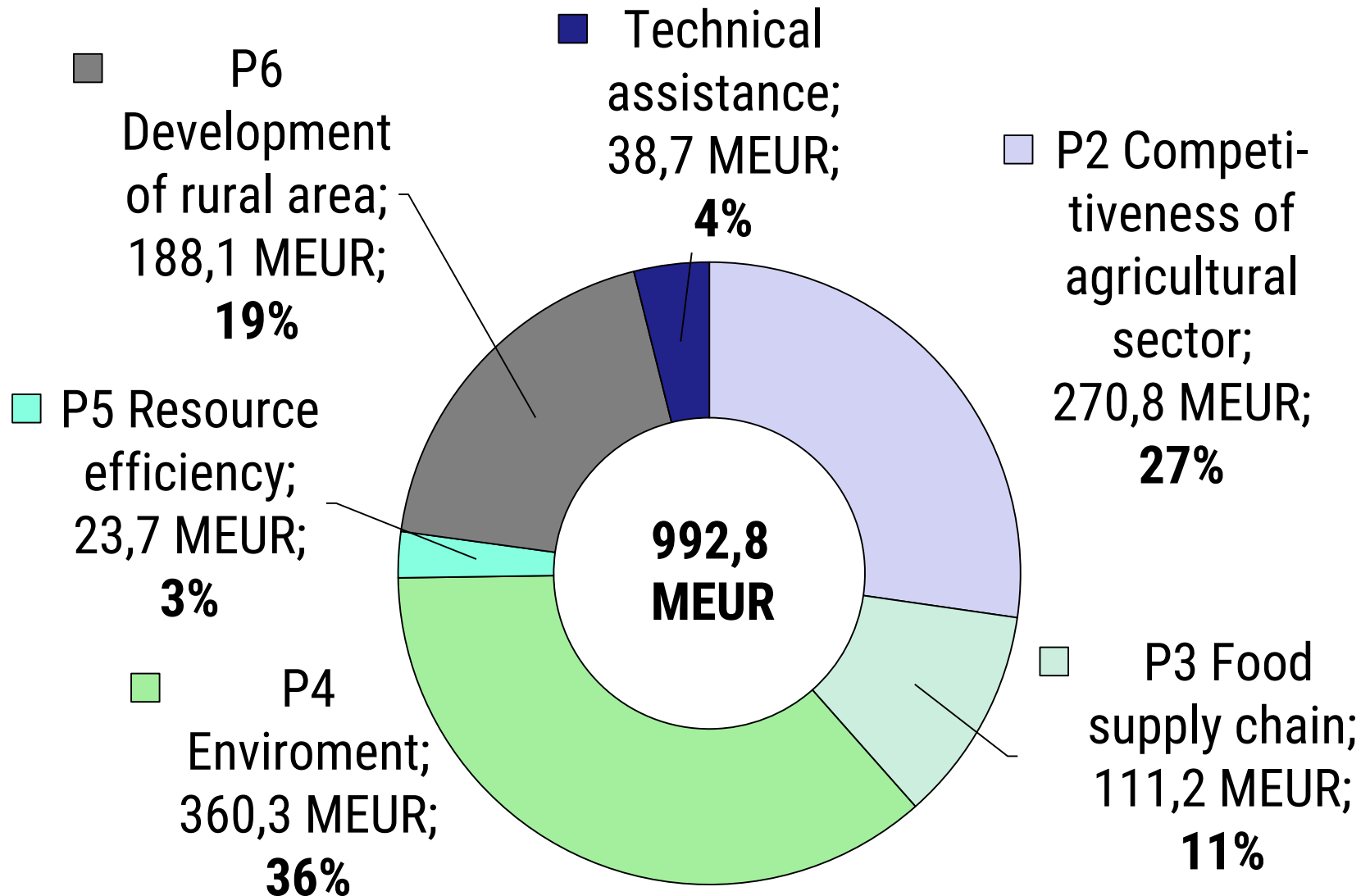
**Merle Saaliste**  
Ministry of Rural Affairs  
Rural Development Department  
17.04.2018



# Estonian Rural Development Plan 2007–2013 and Estonian Rural Development Plan 2014–2020: comparison of budgets



# Allocation of RDP 2014–2020 resources between priorities



# Number of measures in RDP 2014–2020

The total number of measures and sub-measures **31 + 2**

- **29** – are implemented, legal acts are ready and calls for applications have been held
- **2** – are still under preparation
  - 3.1 Support for the participation in quality schemes of agricultural products and foodstuffs (from 2018)
  - 10.1.2 Regional water protection support (from 2018)
- **+ 2** – not yet in RDP
  - 14 Animal welfare: sub-measure for pig farms with liquid manure technology (slatted floors and straw do not fit )(from 2019)
  - 17 "Risk management", 17.1 "Crop, animal and plant insurance payments"(from 2019)

At the moment we are preparing the 3<sup>rd</sup> amendment to our RDP

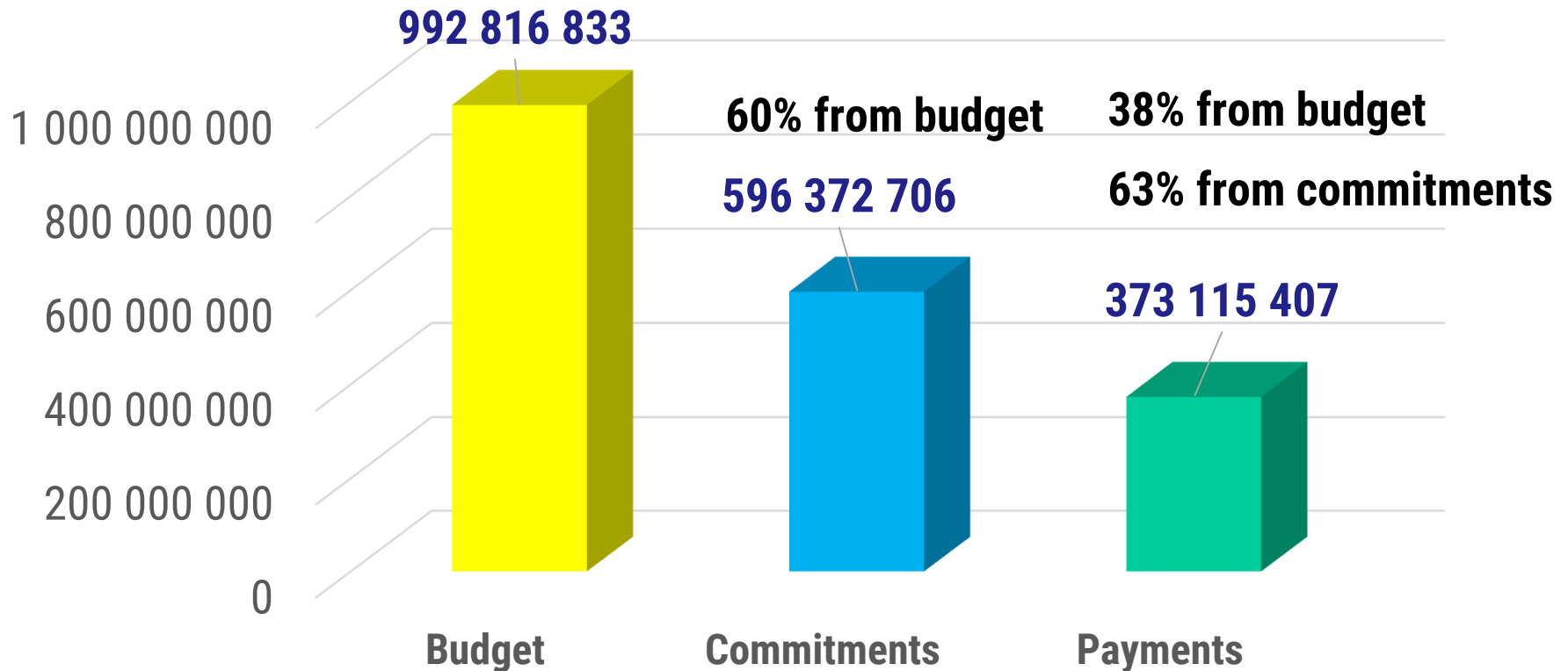
# Budgets of RDP 2014–2020 support schemes (1)

Support scheme	Budget
1 Knowledge transfer and information	14 500 000
2 Advisory services, farm management and farm relief services	8 600 000
3 Quality schemes for agricultural products and foodstuffs ( <i>M3.1 from 2018</i> )	1 000 000
4.1 Investments into improving the performance of agricultural holdings	162 179 400
4.2 Investments into processing and marketing of agricultural products	77 450 588
4.3 Investments into development and maintenance of infrastructure	49 000 000
4.4 Support for the restoration of stonewalls	2 500 000
5 Support for the restoration of agricultural production potential	1 000 000
6.1 Setting up of young farmers	22 124 000
6.3 Development of small farms	30 000 000
6.4 Support for the diversification of rural economy	70 000 000
8 Investments in forest area development/improvement of viability of forests	8 912 941
9 Setting up of producer groups and producer organisations	6 000 000
10.1.1 Support for environmentally friendly management	170 319 667
10.1.2 Regional water protection support ( <i>from 2018</i> )	7 100 000

# Budgets of RDP 2014–2020 support schemes (2)

Support scheme	Budget
10.1.3 Regional soil protection support	6 000 000
10.1.4 Support for environmentally friendly horticulture	3 118 000
10.1.5 Support for growing plants of local varieties	570 000
10.1.6 Support for keeping animals of local endangered breeds	6 746 000
10.1.7 Support for the maintenance of semi-natural habitats	37 500 000
11 Organic farming	82 585 204
12.1 Natura 2000 support for agricultural land	4 666 000
12.2 Natura 2000 support for private forest land	29 232 000
14 Animal welfare	42 667 600
16.0 Innovation cluster	10 000 000
16.2 Development of new products, processes and technologies	6 300 000
16.4 Short supply chains and the development of local markets	4 000 000
19 LEADER local development	90 000 000
Technical assistance	38 924 833
<b>TOTAL</b>	<b>992 816 833</b>

# Overall financial implementation of RDP 2014–2020 (EUR, 31.03.2018)



# The state of execution of the RDP performance framework (28.02.2018)

Indicator	2023 Target	2018 Mid-term target, %	2018 Mid-term target, EUR	Achieved	2023 Target achieved	2018 Target achieved
<b>P2 Total public expenditure</b>	270 853 400	35%	94 798 690	84 325 517	31%	89%
<b>P2 Number of farmers and young farmers who have received support</b>	1 360	35%	476	867	64%	182%
<b>P3 Total public expenditure</b>	111 168 188	35%	38 908 866	33 697 446	30%	87%
<b>P3 Number of farmers participating in quality schemes, local distribution and short supply chains and producer groups</b>	345	35%	120	440	128%	364%
<b>P3 Volume of investment in processing of agricultural products</b>	148 850 000	35%	52 097 500	12 598 372	8%	24%
<b>P4 Total public expenditure</b>	360 306 870	50%	180 153 435	166 082 976	46%	92%
<b>P4 Agricultural land covered by biodiversity, water and soil management contracts</b>	817 440	80%	653 952	672 911	82%	103%
<b>P5 Total public expenditure</b>	23 692 941	35%	8 292 529	5 720 021	24%	69%
<b>P5 Investments in energy saving and efficiency and in the production of renewable energy (number of activities)</b>	6 831	35%	2 391	4 418	65%	185%
<b>P6 Total public expenditure</b>	188 050 000	30%	56 415 000	53 357 097	28%	95%
<b>P6 Volume of investments in diversification of economic activities in rural area</b>	154 500 000	30%	46 350 000	41 860 751	27%	90%
<b>P6 The population covered by the Leader groups</b>	472 730	95%	449 094	499 457	106%	111%



# Implementation of some key measures (1)

- **M4.1 – Investments into improving the performance of agricultural holdings (2A)**
  - opened in Feb 2015, 5 calls for applications so far (also in Aug 2015, Dec 2015, March 2017, Dec 2017, next scheduled for Nov 2018)
  - **80%** of budget committed, **34%** paid out
- **M4.2 - Investments into processing and marketing of agricultural products (3A, 5B, 6A)**
  - opened in June 2015, has 4 sub-measures, in total 8 calls for applications so far (next 4.2.1 in June, 4.2.2 and 4.2.3 in Nov 2018)
  - **68%** of budget committed, **15%** paid out
- **M4.3 - Investments into development and maintenance of infrastructure (2A)**
  - opened in Oct 2015, has 2 sub-measures, in total 6 calls for applications so far (next in Oct 2018)
  - **49%** of budget committed, **19%** paid out
- **M6.1 - Setting up of young farmers (2B)**
  - opened in Oct 2016, 2 calls for applications so far (also in Apr 2017, next one scheduled for Aug 2018)
  - **41%** of budget committed, **32%** paid out

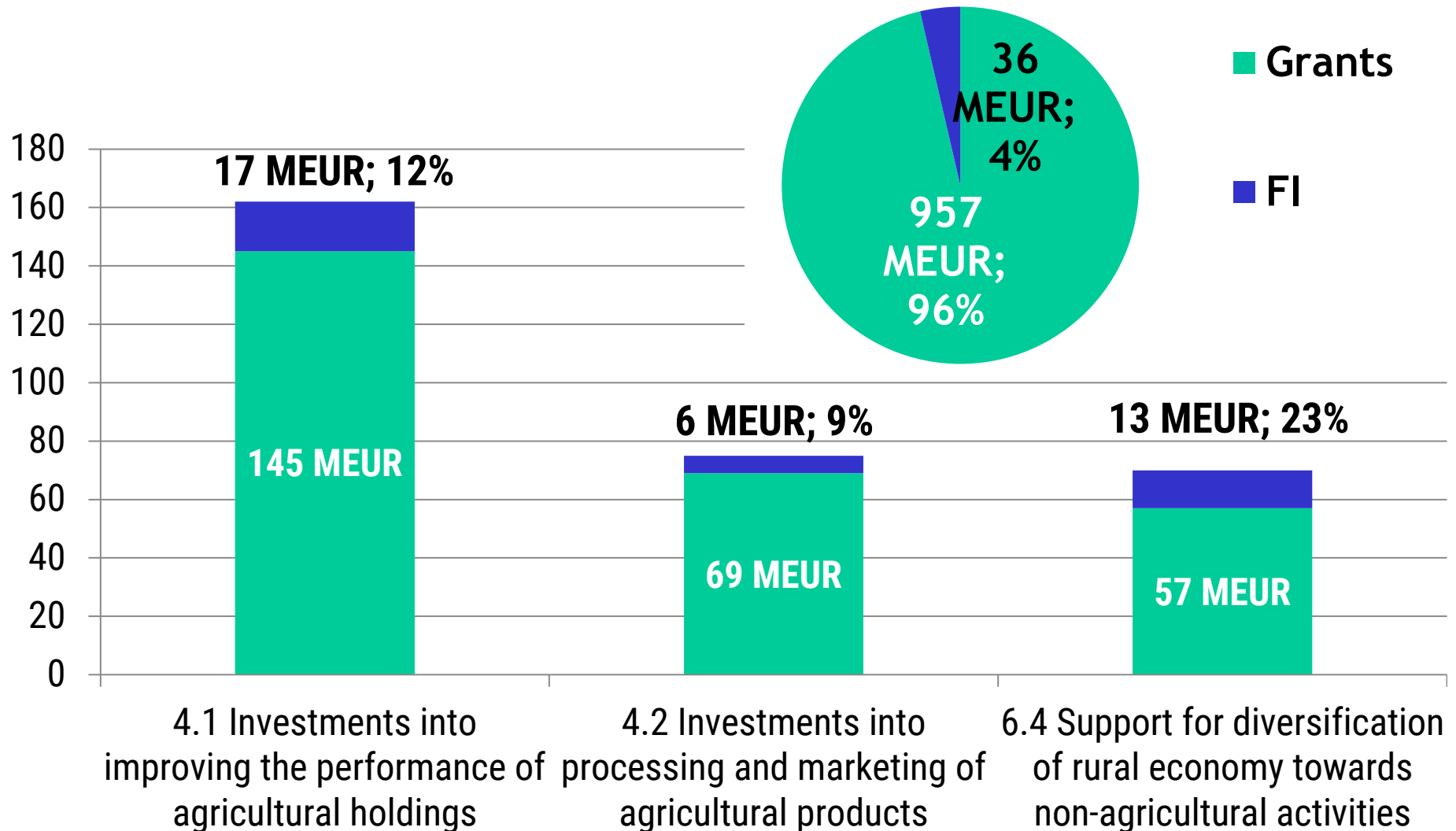
# Implementation of some key measures (2)

- **M6.3 - Development of small farms (2A, 6A)**
  - opened in Feb 2015, 4 calls for applications so far (in Aug 2015, in Apr 2016, in Apr 2017, next one scheduled for Aug 2018)
  - **64%** of budget committed, **64%** paid out
- **M6.4 – Support for the diversification of rural economy towards non-agricultural activities (5C, 6A)**
  - opened in Apr 2015, 2 calls for applications so far (also in Aug 2016, next in May 2018)
  - **49%** of budget committed, **22%** paid out
- **M10.1.1 – Support for environmentally friendly management (4)**
  - opened in May 2015, 3 calls for applications so far (every year in May)
  - **50%** of budget paid out
  - 449 000 ha of area under contracts (95% of envisaged target area)
- **M10.1.7 - Support for the maintenance of semi-natural habitats (4)**
  - opened in May 2015, 3 calls for applications so far (every year in May)
  - **46%** of budget paid out

# Implementation of some key measures (3)

- **M11 - Organic farming (4)**
  - opened in May 2015, 3 calls for applications so far (every year in May)
  - **52%** of budget paid out
- **M12.2 - Natura 2000 support for private forest land (4)**
  - opened in Apr 2016, 2 calls for applications so far (also in Apr 2017, next in Apr 2018)
  - **41%** of budget paid out
- **M14 - Animal welfare (3A)**
  - opened in May 2015, 3 calls for applications so far (in Apr 2016, in May 2017, next in May 2018)
  - **53%** of budget paid out
- **M19 – Support for LEADER local development (CLLD) (6B)**
  - opened in Oct–Nov 2014 (preparatory support), fully opened in March 2016 (approval of strategies, first calls for applications in LAGs);
  - **67%** of budget committed, **22%** paid out.

# The share of financial instruments (FI) in RDP 2014-2020 budget



# Differences in financial instruments and Grants

- Conditions for grant and FI for the same measure are not the same
- Grant conditions are more restrict, it concerns:
  - target group
  - types of activity
  - support rates
  - aid schemes
- Combination of FI and grant is allowed if the sum of grant and the FIs gross grant equivalent for the same project is less or equal to:
  1. amounts of support or support rates stated in the **annex II** of the regulation **1305/2013** for this measure
  2. total amounts for the period stated in the **Estonian RDP** for this measure

# Financial products in FI

	Growth loan for micro- and small enterprises	Long-term investment loan
4 y target	14,2 mln €	16,1 mln €
Target group	Micro- and small enterprises	Micro-, small- or medium-sized enterprises
Amount of loan	5000 – 100 000 € (direct loan or co-lending)	250 000 – 1 000 000 €; producer groups 250 000 - 3 000 000 €, co-lending with banks (bank at least 50%)
Security	At least 50%	At least 80%; producer groups at least 30%
Duration of loan	Up to 5 years (+ up to 3 years of grace period)	1 to 15 years (+ up to 5 years of grace period)
Interest generally	Subsidised interest 6%+ ECB's refinancing rate	On market conditions (bank loan interest)
Subsidised interest	Young farmers and producer groups 2%+ECB' RR; Starting and microenterprises, people with disabilities, women 4% + ECB' RR	Young farmers and producer groups 1% + ECB's RR; Starting and microenterprises, people with disabilities, women 2% + ECB's RR

# FI implementation

	Total		M 4.1		M 4.2		M 6.4	
	€	%	€	%	€	%	€	%
<b>Budget</b>	36 000 000	100	16 992 000	100	6 012 000	100	12 996 000	100
<b>Approved</b>	21 887 542	61	11 841 502	<b>70</b>	5 213 900	<b>87</b>	4 832 140	<b>37</b>
<b>Disbursed</b>	16 691 719	46	8 042 711	<b>47</b>	4 990 868	<b>83</b>	3 658 140	<b>28</b>
<b>Available</b>	14 112 458	39	5 150 498	30	798 100	13	8 163 860	63

FI was opened in 8<sup>th</sup> of February 2016



REPUBLIC OF ESTONIA  
MINISTRY OF RURAL AFFAIRS

**Thank You for Your Attention!**

