



Measure 16 in Finland and its relevance for addressing objectives of P4 and P5

Joel Karlsson 1.6.2016



M16 in Finland

- 1 Rural development programme in Mainland Finland, 15 Regional rural development plans and 54 Local rural development strategies (Leader)
- State Aid rules (EIP: ABER art. 31 and other submeasures: GBER art. 25)
- de minimis for entrepreneurs co-operation group: small scale co-operation between 3-10 entrepreneurs working with rural businesses. Suitable development association/organisation as a project manager / coordinator.



Possibilities under the co-operation measure

- Development project for economic activities with a clear focus
- *No planning of planning! Driven by need! Research results to practice!*

PRIMARY
PRODUCTION

MICRO

SMALL

MEDIUM-
SIZED

LARGE

M16.1 Establishment and operation of rural innovation groups

M16.2 Piloting, testing of new products, methods and techniques

M16.6 Development of bioeconomy processes, products, methods and techniques

M16.4 Short supply chain, quality chains, local products, cooperation in the chains

M16.5 Innovative environmental projects and renewable energy

M16.9 Rural well-being services connected to agriculture

M16.0 Other measures supporting programme priorities

M16.3 Joint work processes, resources and marketing

Mainly according the State Aid rules according to the R&D&I Guidelines and de minimis



Eligible costs

- payroll costs and fees;
- travel costs;
- purchases of outsourced services;
- costs of renting premises;
- material costs and other costs necessary for project implementation
- (reasonable investment costs)





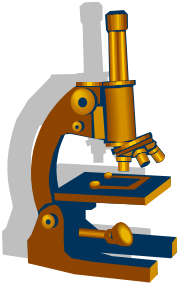
Entrepreneurs co-operation group

- 3 – 10 micro-enterprises
- Allocated as de-minimis fund
- Freedom to implement enterprise-specific development
- Funding level 75 %



Development of products, services and processes

- Funding level 60 %, enterprises included



Gaining knowledge

- Knowledge to small enterprises to develop new products, services or processes
- Funding level 80 %, enterprises included

Aggregation

Projects not including state aid

- Activation projects
- Coordination projects
- Aggregating entrepreneurs co-operation groups and other development projects
- Funding level 100 %, enterprises not included



Selection criteria: (0 – 3 points each)

Co-operation project (regional adm.)

(According to the plan) how well is the proposed project:

1. Enhancing the strategy of the program, regional plan and their targets, solving problems (weight 30 %)
2. Cost effectiveness (20 %)
3. Promoting the economic activity, regeneration and competitiveness. Presenting quality, cost effectiveness and feasibility (30 %)
4. demonstrating cooperation, partnership and commitment (20%)

Rural innovation project (selection committee)

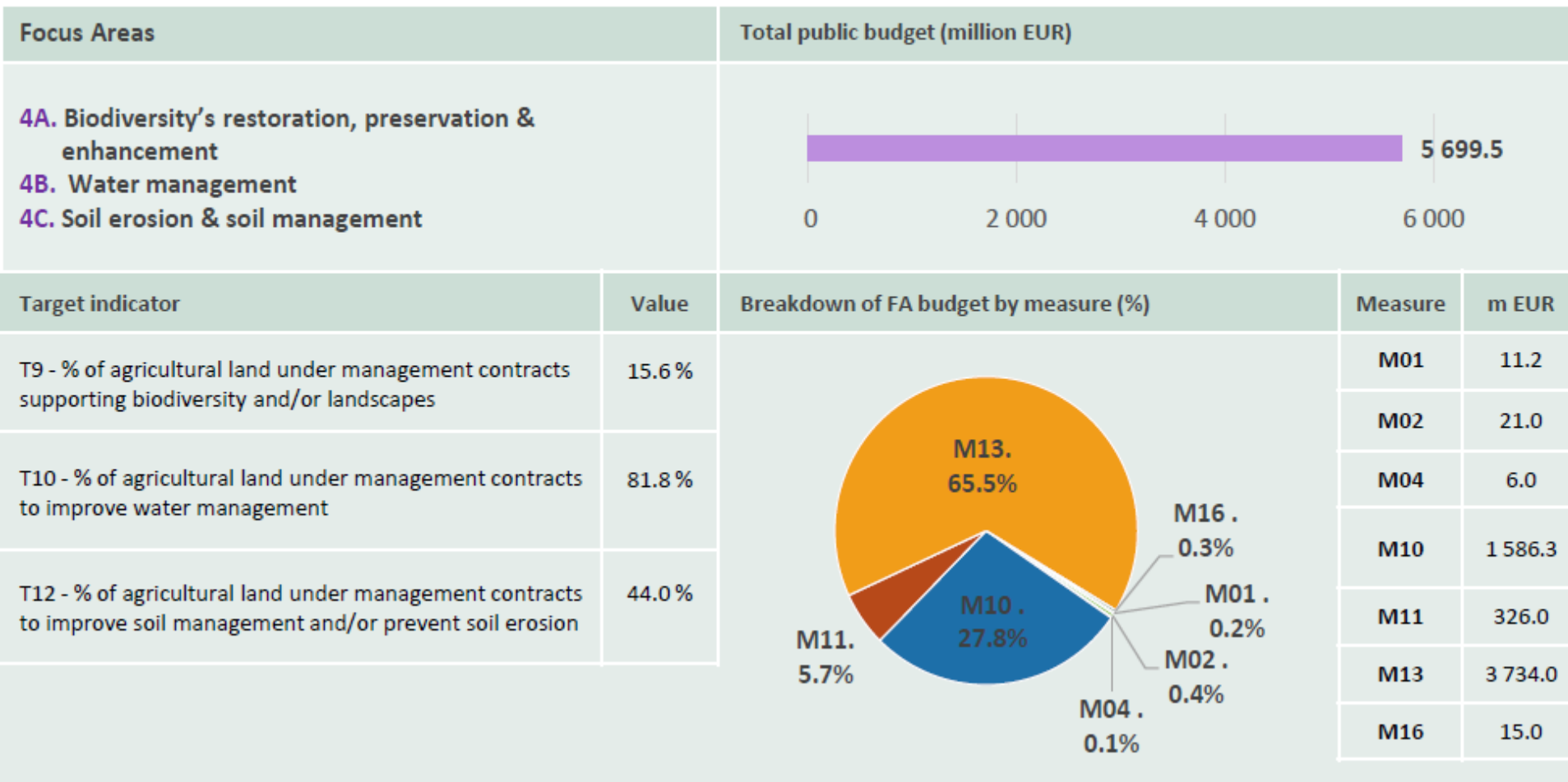
According the plan, the potential of the project:

1. to enhance the strategy of the program, its targets, solving problems (25 %)
2. to generate new business (25%)
3. to meet the needs, use best partnership and commitment (25%)
4. to present quality, cost effectiveness and feasibility (25 %)





P4 – Ecosystems management: Restoring, preserving and enhancing ecosystems related to agriculture and forestry



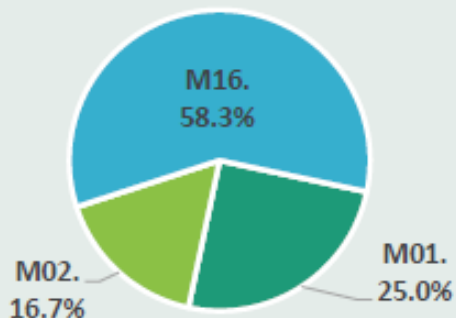
P5 - Resource efficiency & climate: Promoting resource efficiency and supporting the shift towards a low carbon and climate resilient economy in agriculture, food and forestry sectors

Focus Area 5B. Energy use efficiency

Total public budget (million EUR)



Breakdown of FA budget by measure (%)



Measure	m EUR
M01	3.0
M02	2.0
M16	7.0

Target indicator

Value

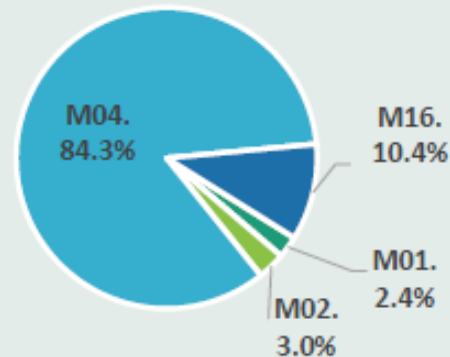
-

Focus Area 5C. Renewable sources & waste management

Total public budget (million EUR)



Breakdown of FA budget by measure (%)



Measure	m EUR
M01	1.6
M02	2.0
M04	56.8
M16	7.0

Target indicator

Value

T16 - Total investment in renewable energy production (EUR) 117.9 m

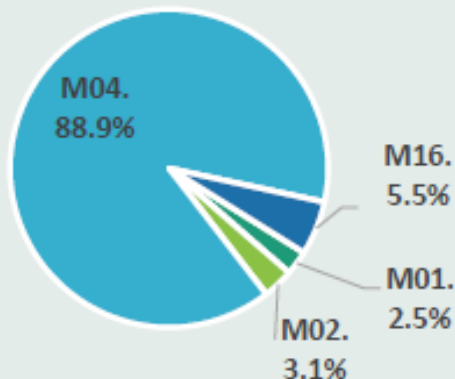


Focus Area 5D. Greenhouse Gas (GHG) & ammonia emissions

Total public budget (million EUR)



Breakdown of FA budget by measure (%)



Measure

Measure	m EUR
M01	1.6
M02	2.0
M04	56.8
M16	3.5

Target indicator

Value

T17 - % of LU concerned by investments in live-stock management in view of reducing GHG and/or ammonia emissions

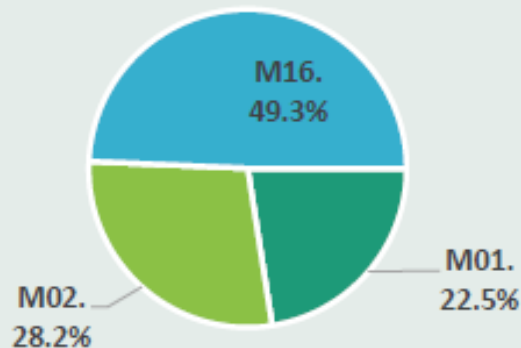
10.8%

Focus Area 5E. Carbon conservation & sequestration

Total public budget (million EUR)



Breakdown of FA budget by measure (%)



Measure

Measure	m EUR
M01	1.6
M02	2.0
M16	3.5

Target indicator


Value

-

-



M16 so far



Measure	Number	Funding (EU+state)
16.0 Other measures supporting programme priorities	42	15 137 003,83
16.2 Piloting, testing of new products, methods and techniques	32	5 330 364,86
16.3 Joint work processes, resources and marketing	22	4 342 678,43
16.4 Short supply chain, quality chains, local products, cooperation in the chains	3	737 179,50
16.5 Innovative environmental projects and renewable energy	5	4 346 488,60
16.6 Development of bioeconomy processes, products, methods and techniques	7	2 100 099,00
16.9. Rural well-being services connected to agriculture	2	542 352,60
In total	113	32 536 166,82



Experiences on P4 and P5

- 16.2: Primary impacts on focus areas 3A, 4A-C, 5A-E and 6A-B
- 16.5: Primary impacts on focus areas 4A-C, 5A-E
- 5 projects under sub-measure 16.5 have been accepted
 - 4 were related to focus area 5C
 - Related to new energy solutions in biogas or forest biomasses
 - 1 was related to focus area 4B
 - Related to better use of recycled nutrients

