

1. General information

Geographical Area	Country	Slovakia
	Region	/
Rural population (1)	Inhabitants (3)	4.8 million
	% of total population (3)	88.7 %
	Density - Inhab/km2 (3)	102.0
Rural area (1)	Km2 (3)	46 980
	% of total area (3)	95.8 %
Agricultural area <i>Total Utilised Agricultural Area (UAA)</i>	Ha (2)	1.9 million
	% of total territory (2)	38.7 %
Forest and other wooded land	Ha (2)	1.9 million
	% of total area (2)	39.5 %
Total employment	People (3)	2.2 million
Rural employment	% of total workforce (2)	43.9 %

Data source: Slovakia 2014-2020 Rural Development Programme (RDP).
 Note: (1) OECD definition applies, including intermediate and predominantly rural regions; (2) 2010 data; (3) 2012 data; (4) 2014 data.

EAFRD* support:
EUR 1 545 272 844
 1.6 % of Total EAFRD support for EU-28



National contribution:
EUR 534 322 285

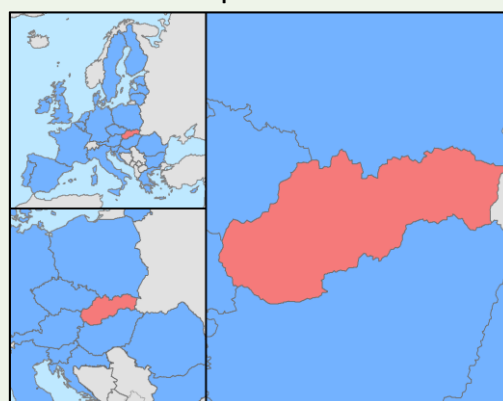


Planned total public expenditure:
EUR 2 079 595 129

* European Agricultural Fund for Rural Development (EAFRD)

Primary sector contribution to Gross Value Added (GVA)	% of total (3)	3.6 %
No of agricultural holdings	No (2)	24 500
Average farm size	ha UAA/holding (2)	77.5
High Nature Value farming	% of total UAA (4)	22.1 %
Farmland Birds Index (FBI)	Index 2000 = 100	90.0
	<i>From 2000 to 2012 the FBI measuring the relative abundance of farmland bird species decreased by 10.0 %.</i>	

Map: Slovakia



Examples of expected achievements

- The RDP will provide support to 1 250 farms (about 5 % of the total) for investments in the specialized plant (excluding cereals and oilseeds) and animal sectors, while simultaneously targeting resource efficiency (water, soil, energy) and GHG emissions.
- The RDP will provide start-up aid support to 600 young farmers and development aid for 330 small family farms.
- The competitiveness of the forestry sector should be increased by building and/or modernizing 250 km of forest roads, by investing in modern technologies including processing investments in 230 forestry holdings.
- Around 400 food companies will receive support for investments aimed to increase the added-value of domestic production, as well as collective investments and integrated projects aimed to promote the horizontal and vertical cooperation of food chain actors.
- An area of 1.2 million ha will be targeted to avoid land abandonment and 150 000 ha will be supported to promote organic farming practices. Also nearly 250 000 ha of agricultural land will be under voluntary agri-environmental and climate-related commitments by farmers.
- The investments into diversification of the rural economy beyond agriculture should create 1 100 jobs through the implementation of Local Development Strategies (LDS) and an additional 900 jobs in micro and small enterprises.

Examples of key challenges

- The Slovakian agriculture is characterized by low added value of primary agricultural production. It also has a dual farm structure, with a high proportion (80 %) of small farms up to EUR 15 000 of standard output, and a small number of large farms (1 180) with standard output higher than EUR 250 000.
- High forest coverage (40 %) makes forestry an important sector in the rural economy, although the forest roads network needs substantial investments. The sector is also concentrated on primary production rather than further processing and highly depends on the turnover (80 %) from timber harvesting.
- The Slovakian countryside with its mountainous and sub-mountainous areas and lowlands and different climatic conditions is rich in biodiversity. The highly extensive agriculture leads in some areas to land abandonment and loss of grassland biotopes, 69 % of which are not sufficiently managed.
- The unemployment rate in rural areas is 17 %, going even beyond 20 % in several districts and many municipalities.

Source: DG AGRI, **Factsheet on 2014-2020 Rural Development Programme for Slovakia**, February 2015.
http://ec.europa.eu/agriculture/rural-development-2014-2020/country-files/sk/factsheet_en.pdf

2. RDP focus areas: planned expenditure, measures and 2023 targets

section illustrates each rural development priority (P) with a focus on: the indicative budget per Focus Area (FA) and its breakdown by selected measure; and the relation between the indicative planned total public expenditure and the expected 2023 targets set by the Managing Authority for each focus area. The target indicators identified with the country code (SK) are specific to the Slovakia Programme.

P1 - Knowledge transfer & innovation: Fostering knowledge transfer and innovation in agriculture, forestry, and rural areas

Priority 1 is considered a cross-cutting priority: the budget under Priorities 2 - 6 contributes to the achievement of Priority 1 targets.

Focus Area 1A. Innovation & cooperation

Target indicator	Value
T1 - % of expenditure under Articles 14, 15 and 35 of Regulation (EU) No 1305/2013 in relation to the total expenditure for the RDP	3.2 %

Focus Area 1B. Links with research & innovation

Target indicator	Value
T2 - Total number of cooperation operations supported under the cooperation measure (Article 35 of Regulation (EU) No 1305/2013) (groups, networks/clusters, pilot projects...), of which: Nr of EIP operational groups to be supported (establishment and operation)	65 25


Focus Area 1C. Lifelong learning & vocational training

Target indicator	Value
T3 - Total number of participants trained under Article 14 of Regulation (EU) No 1305/2013	6 325

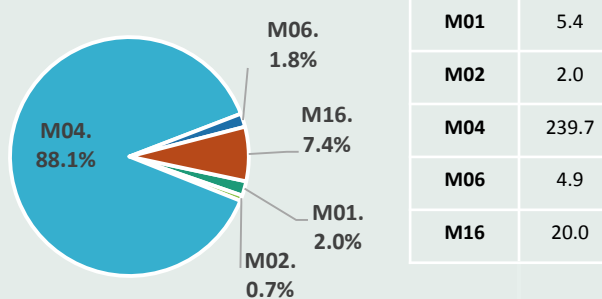
P2 - Competitiveness: Enhancing farm viability and competitiveness of all types of agriculture in all regions and promoting innovative farm technologies and sustainable management of forest

Focus Area 2A. Farm's performance, restructuring & modernization

Total public budget (million EUR)




Breakdown of FA budget by measure (%)



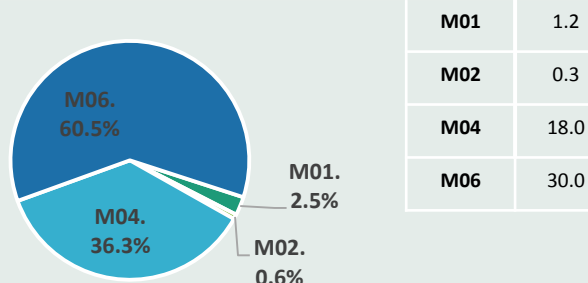
Target indicator	Value
T4 - % of agricultural holdings with RDP support for investments in restructuring or modernisation	5.1 %

Focus Area 2B. Entry of skilled/younger farmers

Total public budget (million EUR)




Breakdown of FA budget by measure (%)



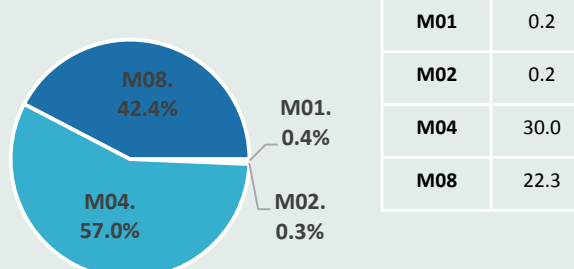
Target indicator	Value
T5 - % of agricultural holdings with RDP supported business development plan/investments for young farmers	2.5 %

Focus Area 2C+. Improving the economic performance of forestry

Total public budget (million EUR)



Breakdown of FA budget by measure (%)



Target indicator	Value
SK01 - N° of forestry companies supported for investments in upgrading technology	230

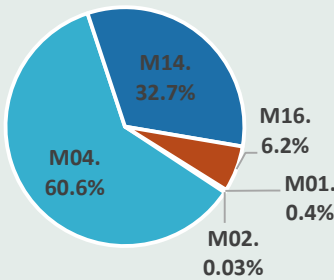
P3 – Food chain & risk management: Promoting food chain organisation, including processing and marketing of agricultural products, animal welfare and risk management in agriculture

Focus Area 3A. Agri-food chain integration & quality

Total public budget (million EUR)



Breakdown of FA budget by measure (%)

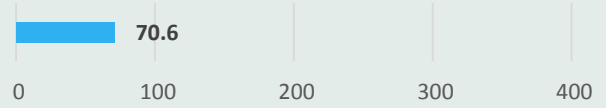


Measure

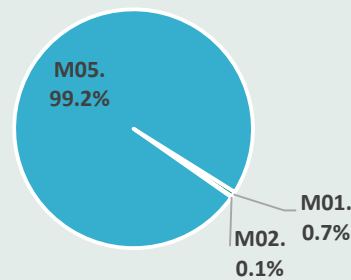
m EUR

Focus Area 3B. Risk prevention & management

Total public budget (million EUR)



Breakdown of FA budget by measure (%)



Measure

m EUR

Target indicator

Value

T6 - % of agricultural holdings receiving support for participating in quality schemes, local markets and short supply circuits, and producer groups/organisations

0.4 %

Target indicator

Value

SK02 - Agricultural area protected against floods

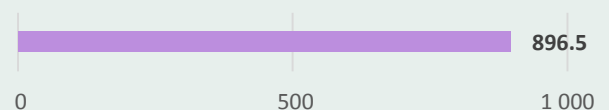
46 000

P4 – Ecosystems management: Restoring, preserving and enhancing ecosystems related to agriculture and forestry

Focus Areas

- 4A. Biodiversity's restoration, preservation & enhancement
- 4B. Water management
- 4C. Soil erosion & soil management

Total public budget (million EUR)



Target indicator

Value

T8 - % of forest/other wooded area under management contracts supporting biodiversity

2.7 %

T9 - % of agricultural land under management contracts supporting biodiversity and/or landscapes

21.1 %

T10 - % of agricultural land under management contracts to improve water management

20.7 %

T11 - % of forestry land under management contracts to improve water management

1.2 %

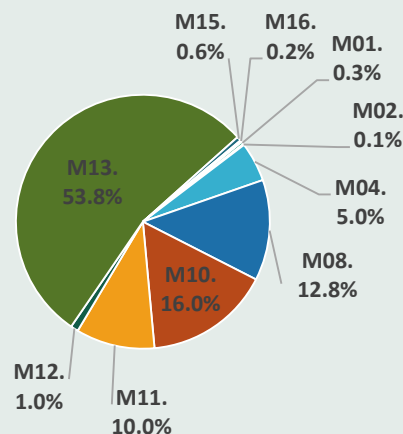
T12 - % of agricultural land under management contracts to improve soil management and/or prevent soil erosion

20.7 %

T13 - % of forestry land under management contracts to improve soil management and/or prevent soil erosion

1.2 %

Breakdown of FA budget by measure (%)



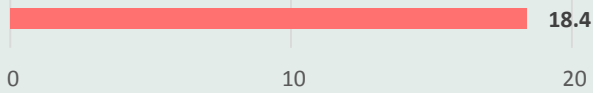
Measure

m EUR

P5 - Resource efficiency & climate: Promoting resource efficiency and supporting the shift towards a low carbon and climate resilient economy in agriculture, food and forestry sectors

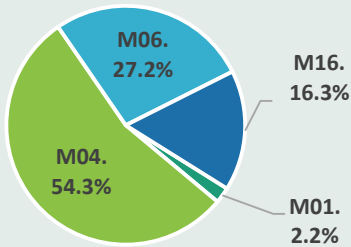
Focus Area 5C. Renewable sources & waste management

Total public budget (million EUR)



Breakdown of FA budget by measure (%)

Measure	m EUR
M01	0.4
M04	10.0
M06	5.0
M16	3.0



Target indicator


Value

T16 - Total investment in renewable energy production (EUR)

30 m

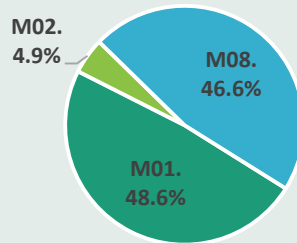
Focus Area 5E. Carbon conservation & sequestration

Total public budget (million EUR)



Breakdown of FA budget by measure (%)

Measure	m EUR
M01	0.4
M02	0.04
M08	0.4



Target indicator

Value

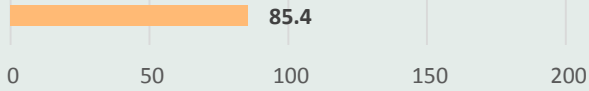
T19 - % of agricultural and forest land under management contracts contributing to carbon sequestration and conservation

0.01%

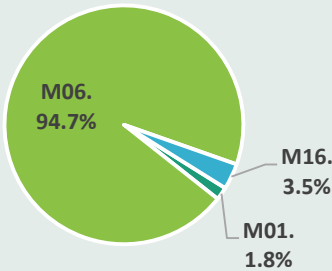
P6 - Social inclusion & local development: Promoting social inclusion poverty reduction and economic development in rural areas

Focus Area 6A. Diversification & job creation

Total public budget (million EUR)



Breakdown of FA budget by measure (%)



Target indicator

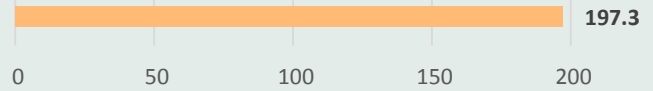
T20 - Jobs created in supported projects

Value

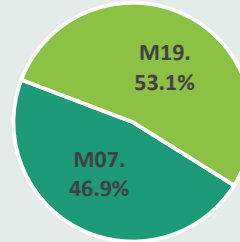
900

Focus Area 6B. Local development

Total public budget (million EUR)



Breakdown of FA budget by measure (%)



Target indicator

T21 - % of rural population covered by local development strategies

20.8%

T22 - % of rural population benefiting from improved services/infrastructures

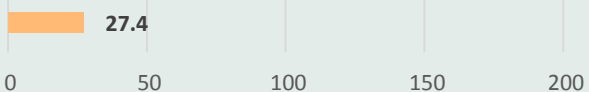
3.7%

T23 - Jobs created in supported projects (LEADER)

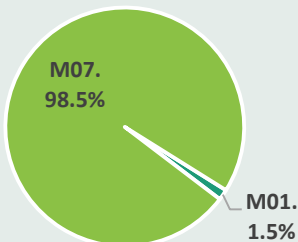
1 100

Focus Area 6C. Information & communication technologies (ICT)

Total public budget (million EUR)



Breakdown of FA budget by measure (%)



Target indicator

T24 - % of rural population benefiting from new or improved services/infrastructures (ICT)

Value

1.1%

3. Planned expenditure per priority

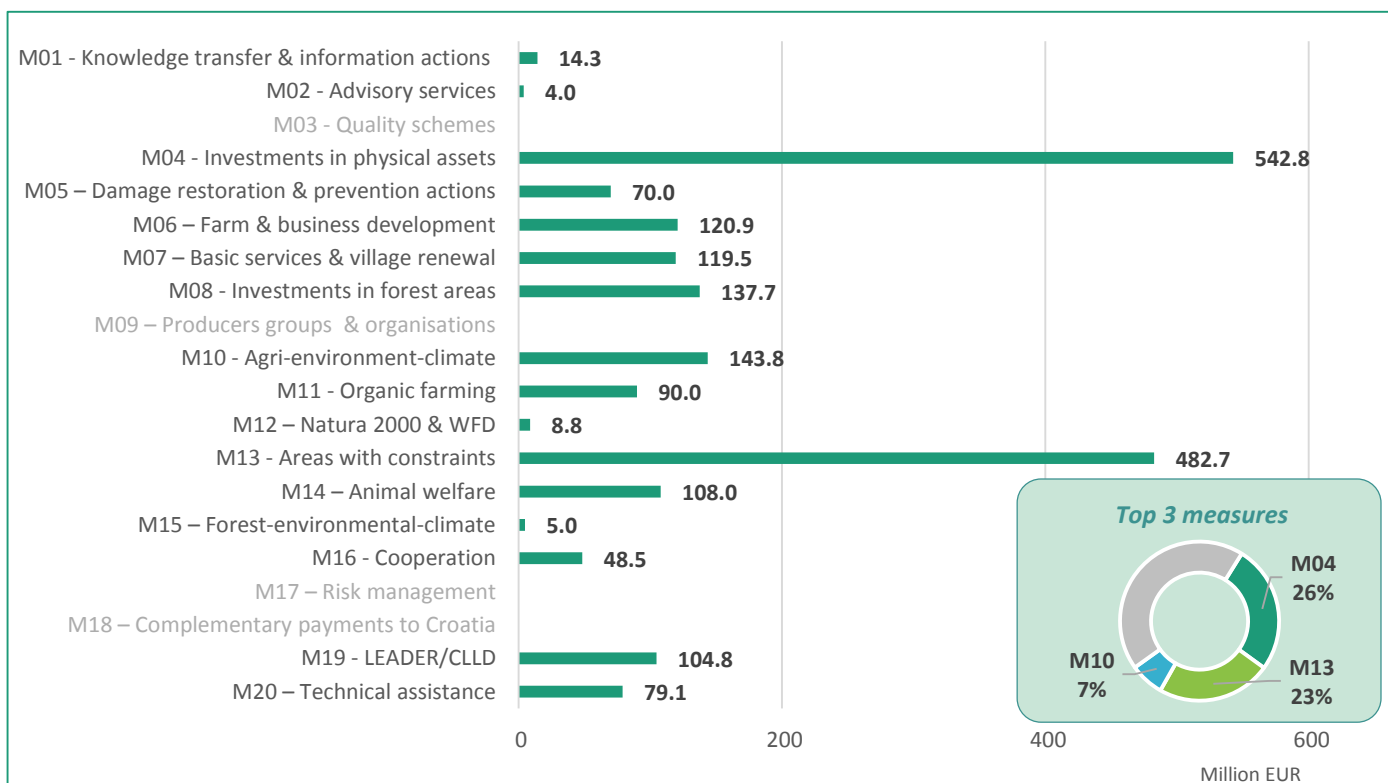
The following table shows how the planned total public expenditure (comprising the EAFRD support and the national contribution) is allocated between rural development priorities. Priority 1 is considered to be cross-cutting and no separate financial allocation is shown as the expenditure is distributed across other focus areas.

Priority	Total public expenditure per priority (million EUR)	% of total public expenditure*	
P1 - Knowledge transfer & innovation	P2 - Competitiveness	374.3	18.0 %
	P3 - Food chain & risk management	400.4	19.2 %
	P4 - Ecosystems management	896.5	43.1 %
	P5 - Resource efficiency & climate	19.2	0.9 %
	P6 - Social inclusion & local development	310.1	14.9 %

* Figures do not add up to 100 % because the budget for technical assistance is not included. The budget for technical assistance is available in Section 4.

4. Planned expenditure per measure (million EUR)

The following chart shows the indicative planned total public expenditure per measure (comprising the EAFRD support and the national contribution). The measures illustrated in the chart are the complete list of measures selected within the RDP. Measures in color light gray were not selected by the Member State.



5. Choice of measures by priority and focus areas

The following chart shows which priorities and focus areas are selected in the RDP and the combination of measures used to address them. For each measure the budget breakdown per focus area is given. Priority 1 is considered to be cross-cutting and no separate financial allocation is shown as the expenditure is distributed across other focus areas. Expenditure under Priority 4 is programmed for the priority as a whole, not for individual focus areas.

Priority	P1 Knowledge transfer & innovation			P2 Competitiveness			P3 Food chain & risk management		P4 Ecosystems management			P5 Resource efficiency & climate			P6 Social inclusion & local development			Total	Planned expenditure (million EUR)	
	1A - Innovation & cooperation	1B - Links with research & innovation	1C - Lifelong learning & vocational training	2A - Farm's performance, restructuring & modernisation	2B - Entry of skilled/younger farmers	2C+ - Forestry	3A - Agri-food chain integration & quality	3B - Risk prevention & management	4A - Biodiversity	4B - Water management	4C - Soil erosion & soil management	5A - Water use efficiency	5B - Energy use efficiency	5C - Renewable sources & wastes management	5D - Greenhouse gas & ammonia emissions	5E - Carbon conservation & sequestration	6A - Diversification & job creation			6B - Local development
M01 - Knowledge transfer & information actions				37%	9%	1%	8%	3%	22%					3%	3%	10%		3%	100%	14.3
M02 - Advisory services				50%	8%	4%	3%	2%	32%						1%				100%	4.0
M03 - Quality schemes																				
M04 - Investments in physical assets				44%	3%	5%	37%		8%					2%					100%	542.7
M05 - Damage/restoration /prevention actions								100%											100%	70.0
M06 - Farm & business development				4%	25%									4%		67%			100%	120.9
M07 - Basic services & village renewal																	77%	23%	100%	119.5
M08 - Investments in forest areas						16%			83%						0.3%				100%	137.7
M09 - Producers groups & organisations																				
M10 - Agri-environment-climate									100%										100%	147.7
M11 - Organic farming									100%										100%	90.0
M12 - Natura 2000 & WFD									100%										100%	8.8
M13 - Areas with constraints									100%										100%	482.6
M14 - Animal welfare							100%												100%	108.0
M15 - Forest-environmental-climate									100%										100%	4.9
M16 - Cooperation				41%			42%		4%					6%		6%			100%	48.5
M17 - Risk management																				
M18 - Complementary payments to Croatia																				
M19 - LEADER/CLLD																	100%		100%	104.8

6. Additional info

Date of RDP approval	13/02/2015
Slovakian National Rural Network	National Rural Development Network of the Slovak Republic http://www.nsrv.sk/index.php?start
Managing authority	Ministerstvo pôdohospodárstva a rozvoja vidieka SR
Paying agency	Pôdohospodárska platobná agentúra
RDP country documents	http://ec.europa.eu/agriculture/rural-development-2014-2020/country-files/sk_en.htm
National Partnership Agreement summary	http://ec.europa.eu/contracts_grants/pa/partnership-agreement-slovakia-summary_en.pdf
Partnership Agreement	http://www.partnerskadohoda.gov.sk/
Rural Development Regulation 2014-2020	Regulation (EU) N° 1305/2013 of the European Parliament and of the Council on support for rural development by the European Agricultural Fund for Rural Development (EAFRD) [PDF en]

Source of information: All data and the figures presented in this summary come from the European Commission approved version of the Slovakia 2014-2020 Rural Development Programme. The examples of expected achievements and key challenges on page 1 were retrieved from: DG AGRI, *Factsheet on 2014-2020 Rural Development Programme for Slovakia*, February 2015.

Disclaimer: This document aims to provide an accessible summary of selected RDP content. The information provided should not be considered a comprehensive account of the original RDP content.

Summary version: Version 1

Last updated: September 2015

Corresponding RDP: Slovakian 2014-2020 RDP, code 2014SK06RDNP001, version 1.3, approved 13/02/2015.



The European Network for
Rural Development

ENRD Contact Point
Rue de la Loi, 38 Boîte n.4 - 1040
Brussels, Belgium
Tel. +32 2 801 38 00
email: info@enrd.eu
website: <http://enrd.ec.europa.eu/>