

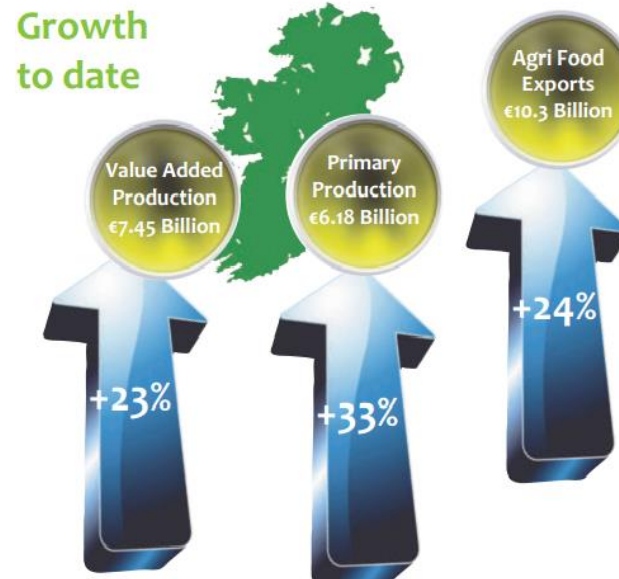
Food Strategies - Ireland

- Bord Bia development
- Food Harvest 2020
- Consultation on 2025 Food Strategy
- Incorporates RDP and other programmes in planning



Food Strategies - Ireland

- Changes in advisory systems – move to smart systems and technology adoption groups (814 currently)
- Skills and smart systems
- Green and growth

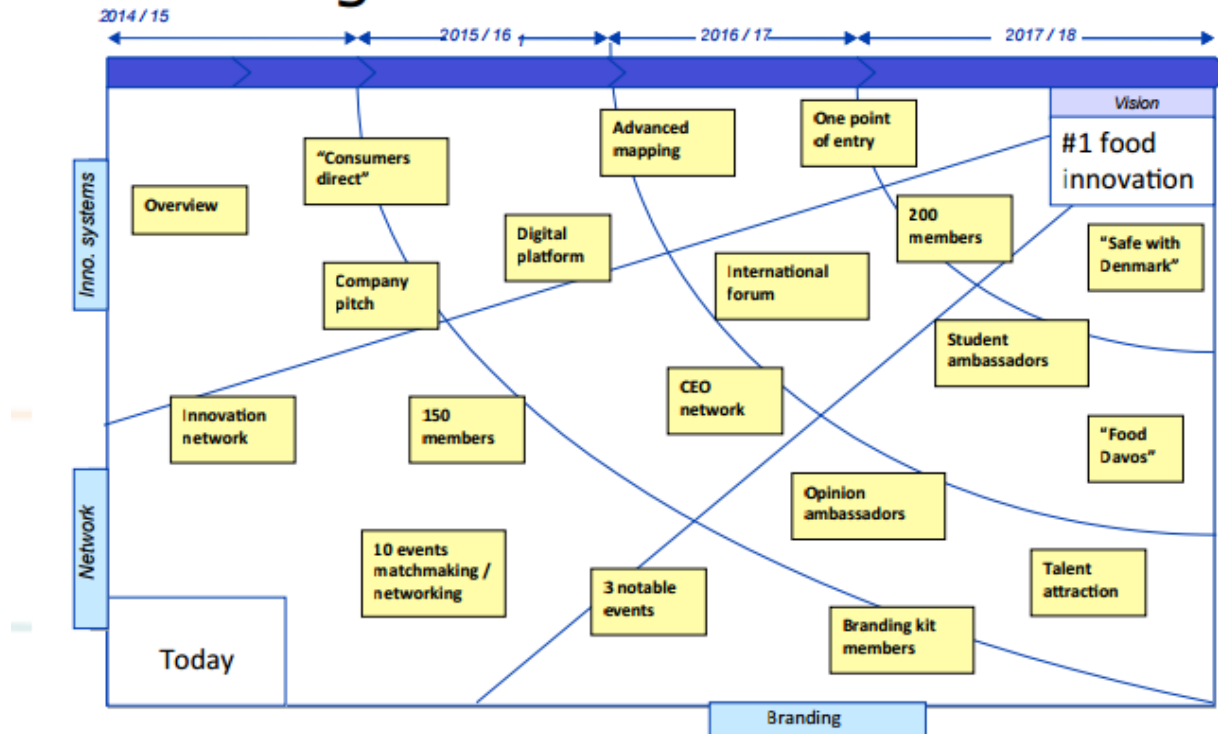


Food Strategies - Denmark

- Danish Food Cluster is a new cluster organisation, initiated by the food industry in Denmark in 2014.
- With 120 members (June 2014) the clusters covers approximately 75 % of the total turnover in the industry as well as 5 universities and mayor organisations in the sector.
- The vision of Danish Food Cluster is to build a world-leading cluster within food innovation, a hub for talent, investors, companies and science !
- The mission is to facilitate innovation through branding and cooperation in the whole food value chain, supporting the visibility and growth of members

Food Strategies - Denmark

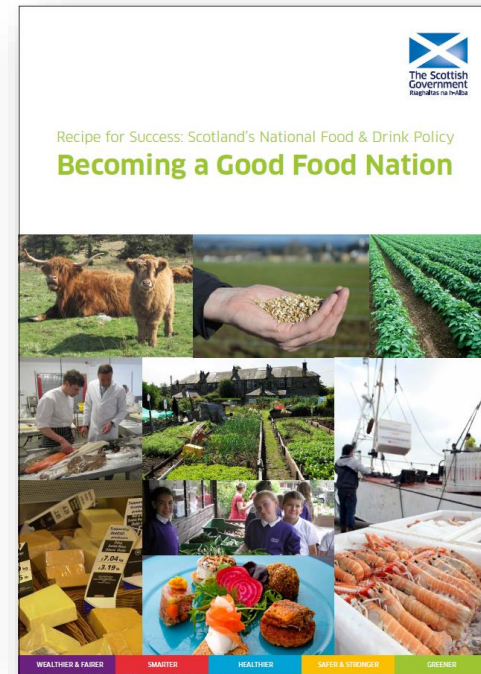
Going forward 2014-2018



Food Strategies - Scotland

A proposed 2025 vision for what Scotland as a country should be aiming to achieve:

- A Food Commission and local champions to drive change.
- Proposed priority areas such as food in the public sector, children's food and local food.
- A commitment to a variety of approaches, including strong community engagement and celebration of Scotland's food and drink.



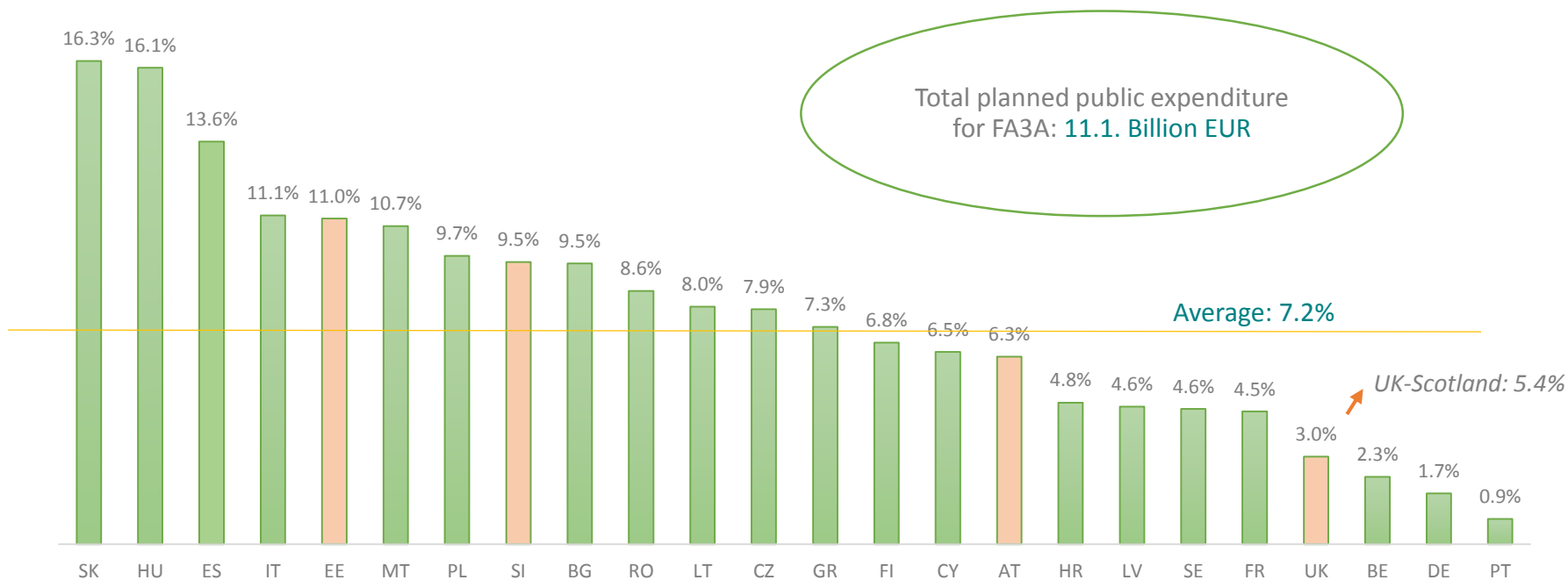
Food Strategies - Scotland

Support throughout the supply chain:

- Advisory Systems, including specific support for Local and Regional Food (using national funding)
- LEADER as a support for SMEs
- A coordinated Food, Processing, Marketing & Cooperation Grant using M16
- An umbrella organisation bringing together stakeholders on skills, primary production, added value and specific development areas.

Share of FA3A in the total planned public budget

% of FA 3A in the Total planned public budget



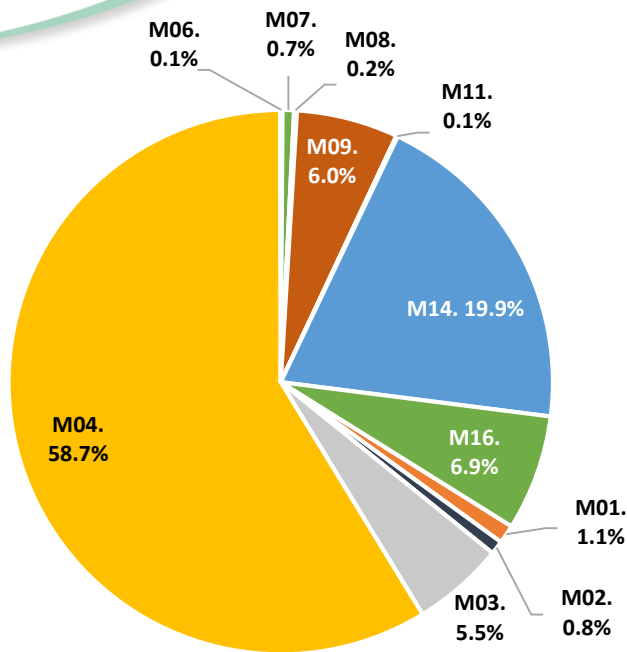
- This data does not include TA in the calculation
- Source: ENRD collected data

FA 3A - Intervention logic

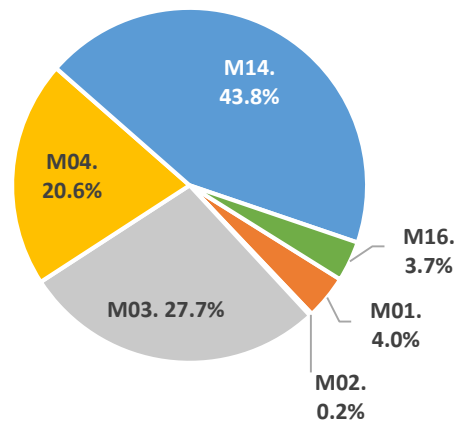
Agri-food chain integration & quality



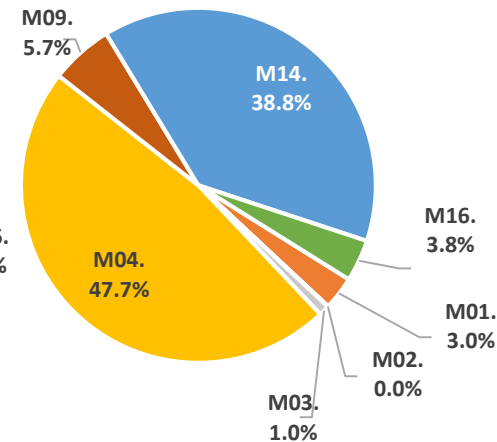
EU-28



Austria



Estonia



Main measures:

M01 – Knowledge transfer & information

M02 – Advisory services

M03 – Quality Schemes

M04 – Physical Investments

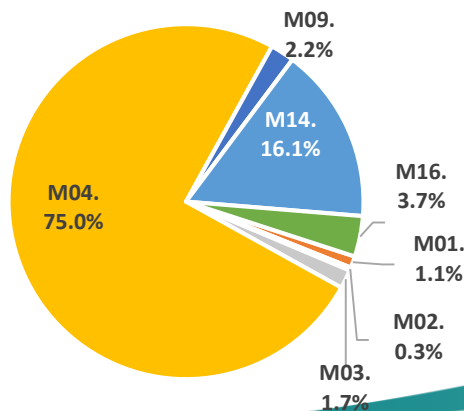
M09 – Producers Groups

M14 – Animal Welfare

M16 – Cooperation



Slovenia



UK - Scotland

