



European Network for  
Rural Development

# 6th NRN Meeting

## Common Network Statistics

David Lamb, ENRD CP

Senec – 8-9 November 2016



#NRNMeeting

# → Common Network Statistics / CNS ←

- tool for the self-assessment of NRNs
  - regular/yearly basis
- central data collection and analysis by the ENRD CP



#NRNMeeting

# Purpose of the CNS

- **collecting and raising awareness about the achievements of NRNs**
- **benchmarking**
- **identification of useful NRN activities/examples across Europe**
- **regular and systematic tracking of the progress within a separate NRN**
- **new added value: helping NSUs in the monitoring process by creating links between indicative links between the CNS and the mandatory indicators reported by NRNs**



#NRNMeeting

# Categories of the CNS indicators

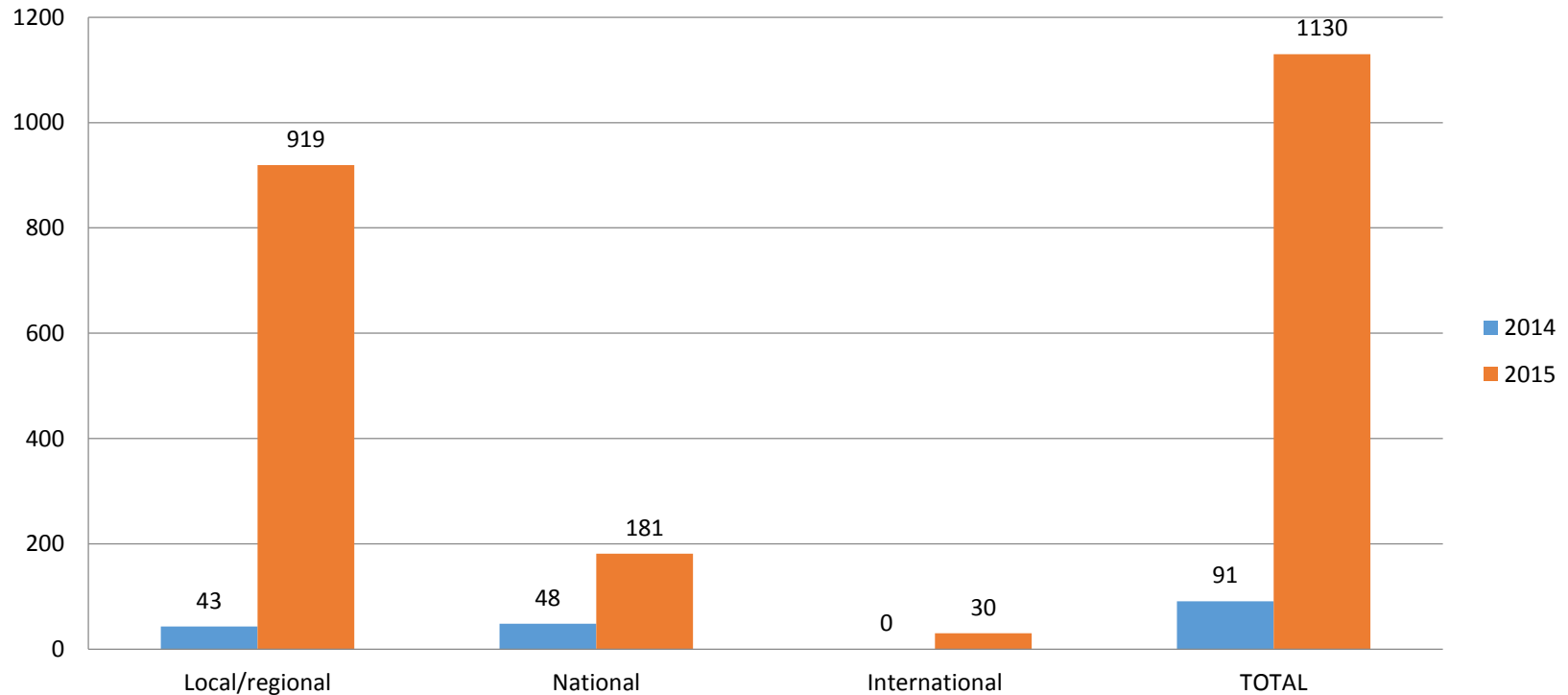
- I. Events**
- II. Communication tools**
- III. Collection, analysis and dissemination of good practice**
- IV. Thematic and analytical exchanges**
- V. Cooperation and contribution to ENRD & EIP activities**
- VI. Capacity building and training**
- VII. Support for LEADER/CLLD TNC and inter-territorial cooperation and joint actions**



#NRNMeeting

# I. Events

Number of events organized (by 15 NRNs)



- most of the total number of events in 2015 was reported by Latvia (654) and Poland (311)
- Around 270.000 participants in total in 2015



#NRNMeeting  
#EventName

## II. Communication tools

### Publications:

- magazines, reviews, newsletters, leaflets, and e-publications
- number of publications 9x higher in 2015 (716) than in 2014 (78)
- In 2015 highest numbers of publications reported in Latvia(465), Estonia (74), Poland (72)



#NRNMeeting

## III. Good practices

- good practice examples/ case studies both collected and disseminated
- the overall number increased 7x from 66 (2014) to 469 (2015)
- the higher numbers in 2015 reported in Estonia (131) and Germany (90)
- Thematic focus mostly on LEADER/CLLD & LAGs (incl. cooperation) (P6)
- Reported examples of specific topics: aromatic and medicinal plants, rural heritage, village recovery, young rural entrepreneur, short supply chains , map of wine regions, Returnees - an issue for rural areas, female rural entrepreneurs,

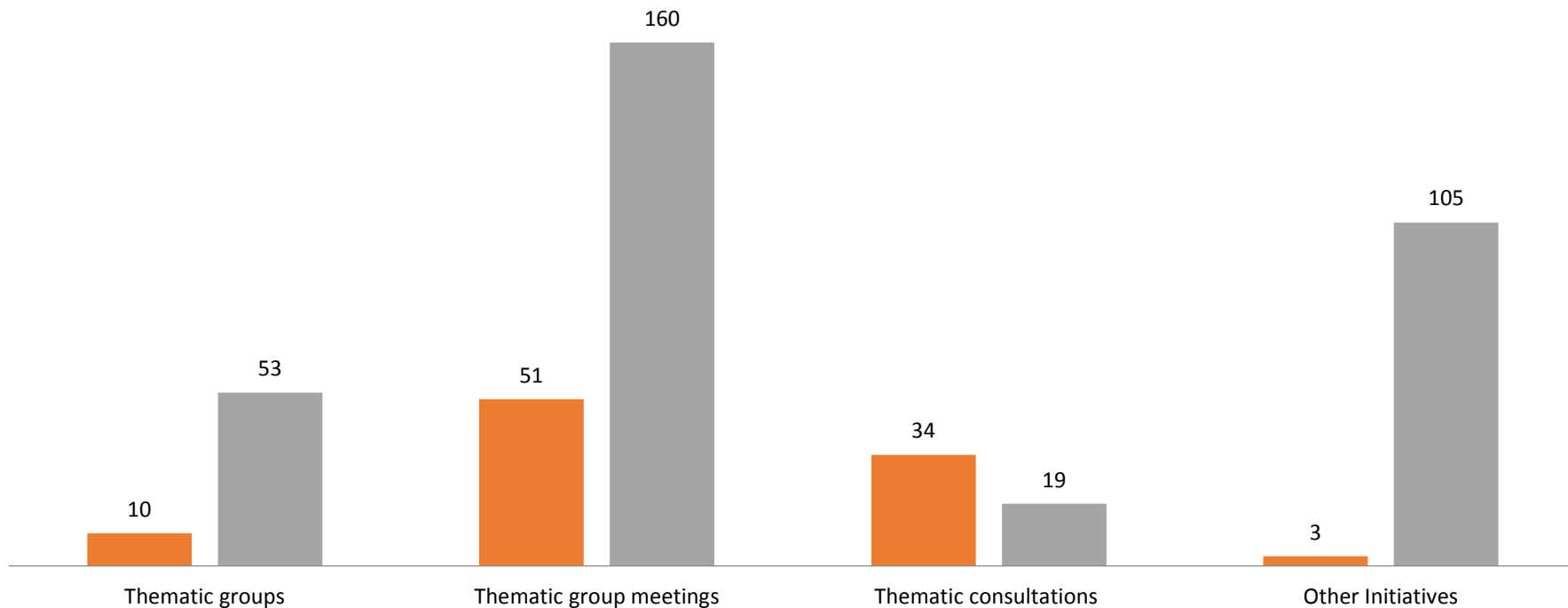


#NRNMeeting

# IV. Thematic and analytical exchanges

## Number of exchanges

■ 2014 ■ 2015



**\*In 2015, altogether 7113 participants involved – thematic groups (1462), consultations (799), other initiatives (4867)**



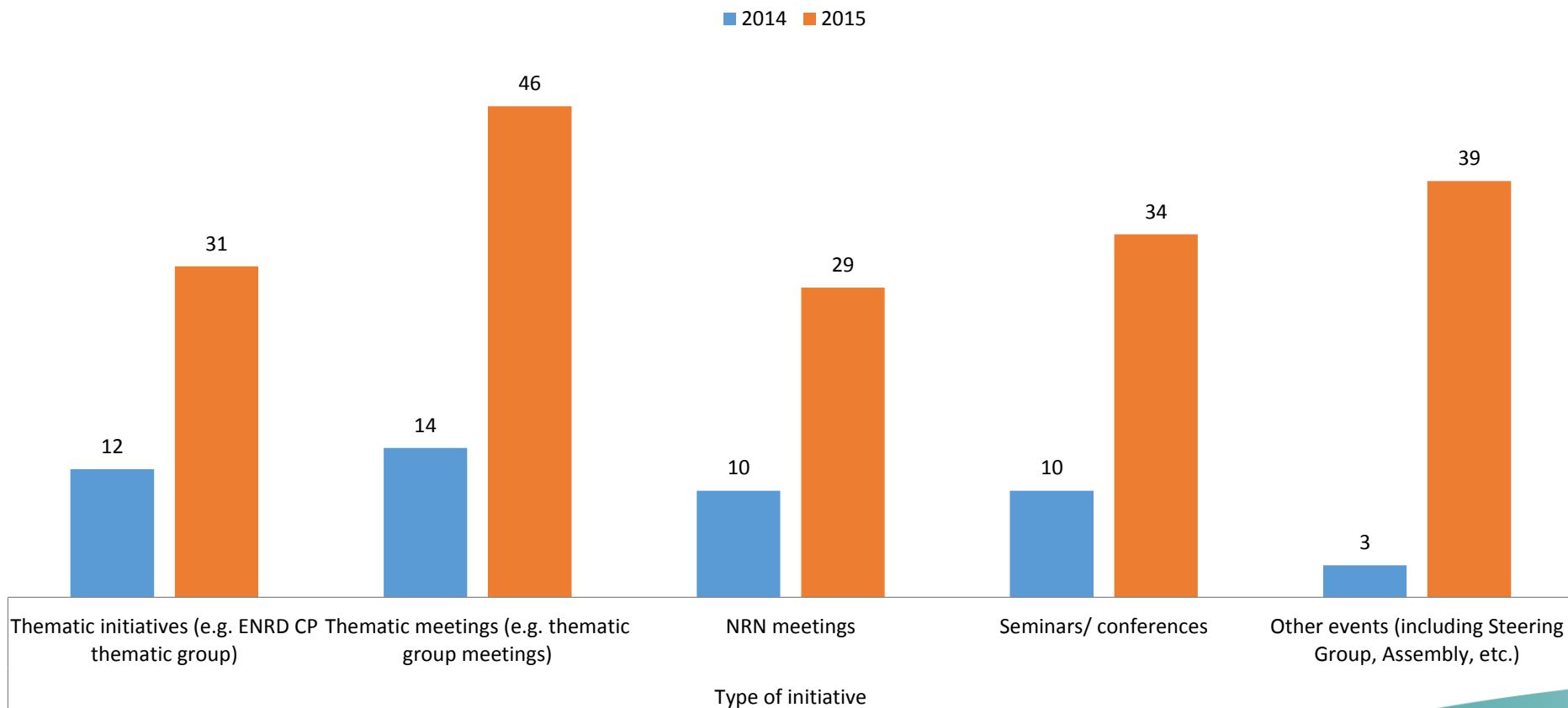
#NRNMeeting  
#EventName





# V. Cooperation, ENRD & EIP activities

## ENRD, Evaluation Helpdesk and EIP-AGRI event where NRNs participated



#NRNMeeting

## VI. Capacity building and training

**-In 2015, altogether 509 training activities organized by the NSU/NRN, with 14312 participants:**

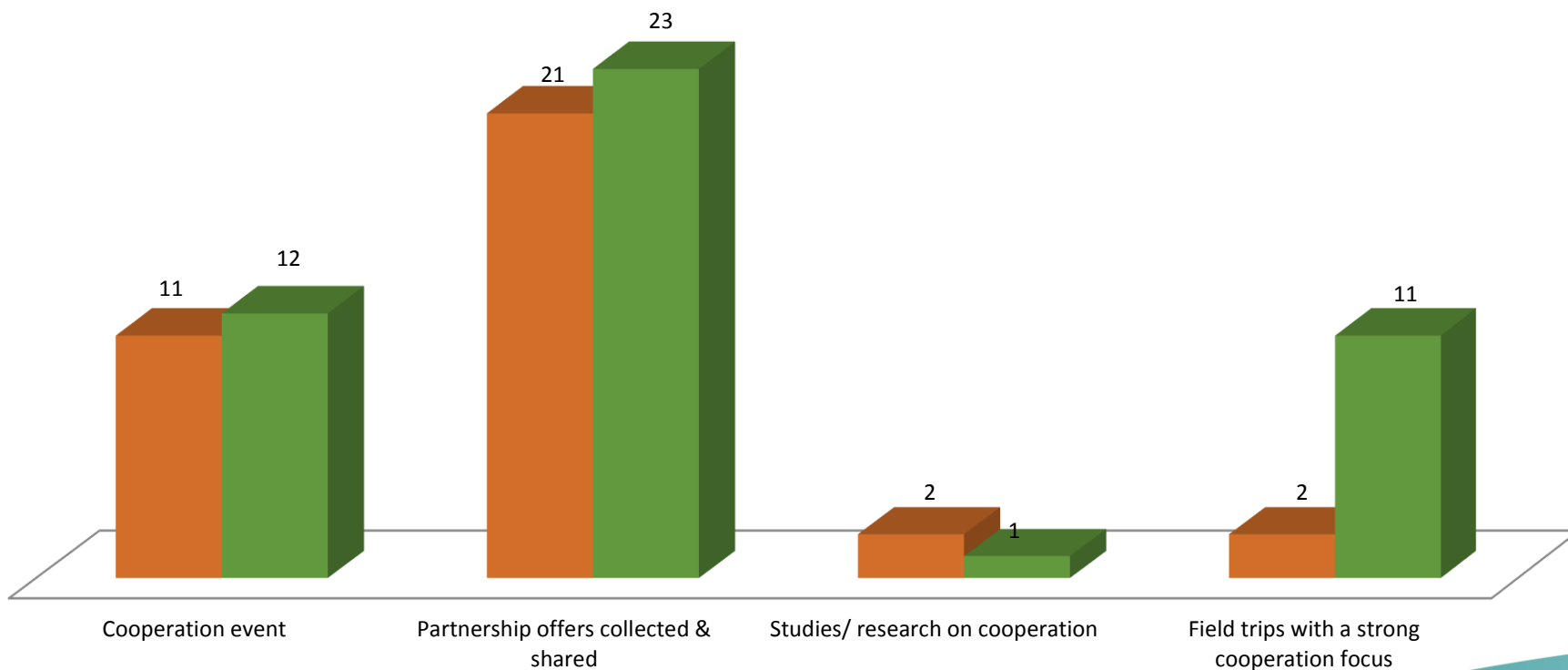
- **Workshops/trainings** – in total 416, 10370 participants
- **Field visits/ study trips** – in total 82, 2927 participants
- **Other activities-** in total 12, 1015 participants



#NRNMeeting

## VII. Trans-national & intra-territorial cooperation, joint actions

2014 2015



#NRNMeeting

# Findings & Discussion

## Purpose and use of data

- How do we use the data?
- How can it benefit NRNs?

## Comparability of data

- Common understanding of collection and examples
- Context of data and counting methods

## Reporting

- Analysis and timing

## Revision

- Focus group and data availability
- Format for collection



#NRNMeeting

# Thank you for your attention!

[www.enrd.ec.europa.eu](http://www.enrd.ec.europa.eu)

## ENRD Contact Point

Rue de la Loi / Wetstraat, 38 (bte 4)

1040 Bruxelles/Brussel

BELGIQUE/BELGIË

Tel. +32 2 801 38 00

[info@enrd.eu](mailto:info@enrd.eu)