



# Rural development programme in Estonia (state of play) and some facts about Estonian NRN

Reve Lambur

Department of Rural Network Activities

Agricultural Research Centre



**PÕLLUMAJANDUSUURINGUTE KESKUS**  
**AGRICULTURAL RESEARCH CENTRE**



Euroopa Maaelu Arengu  
Põllumajandusfond:  
Euroopa investeeringud  
maapiirkondadesse

# But first things first... where are we?

Power plant that was built in 1912, first electricity consumer was connected to the grid 24 March 1913

The last kilowatt-hours of electrical energy was produced on 2 February 1979

MTÜ Kultuurikatel was created on 25 July 2006

The building was opened in the spring of 2015

[www.kultuurikatel.ee/en/](http://www.kultuurikatel.ee/en/)



# Some facts about Estonia

We are celebrating **100 years anniversary**, our independence day is 24.02.1918

**Citizens:** 1,3 mln (about 450 000 living in capital Tallinn)

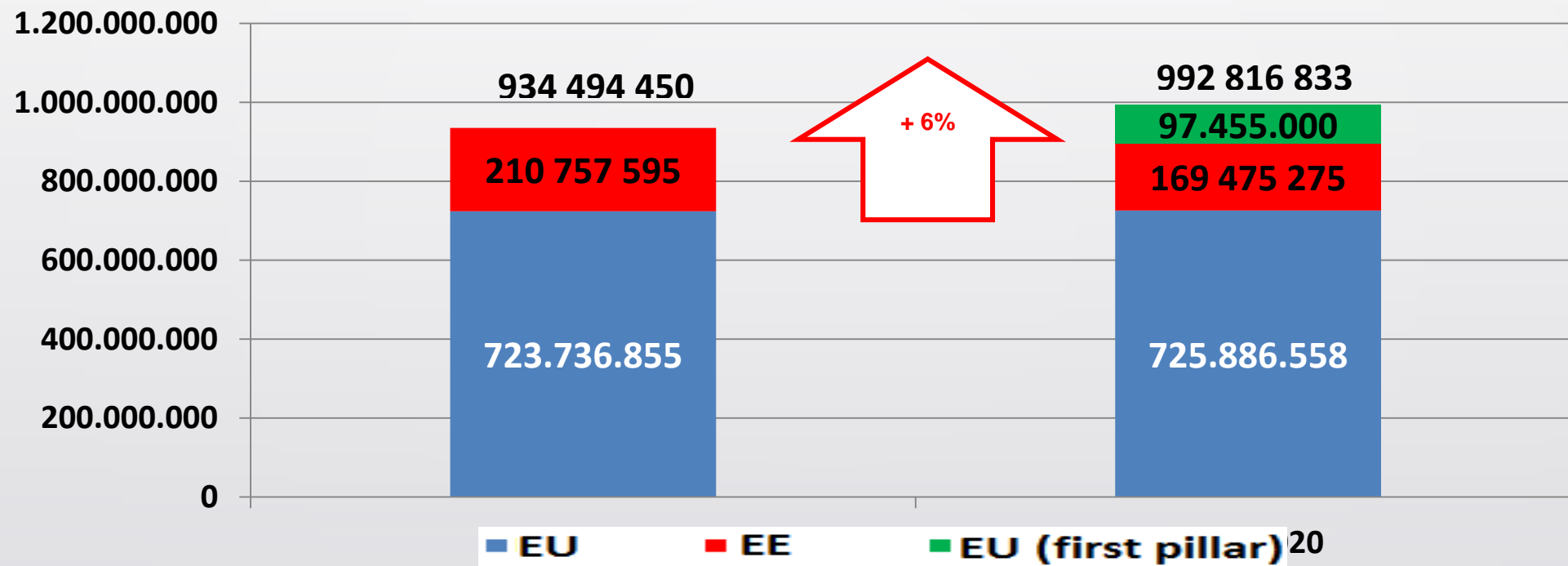
**Area:** 45 339 km<sup>2</sup>

**Intensity:** 29,1 persons/km<sup>2</sup>

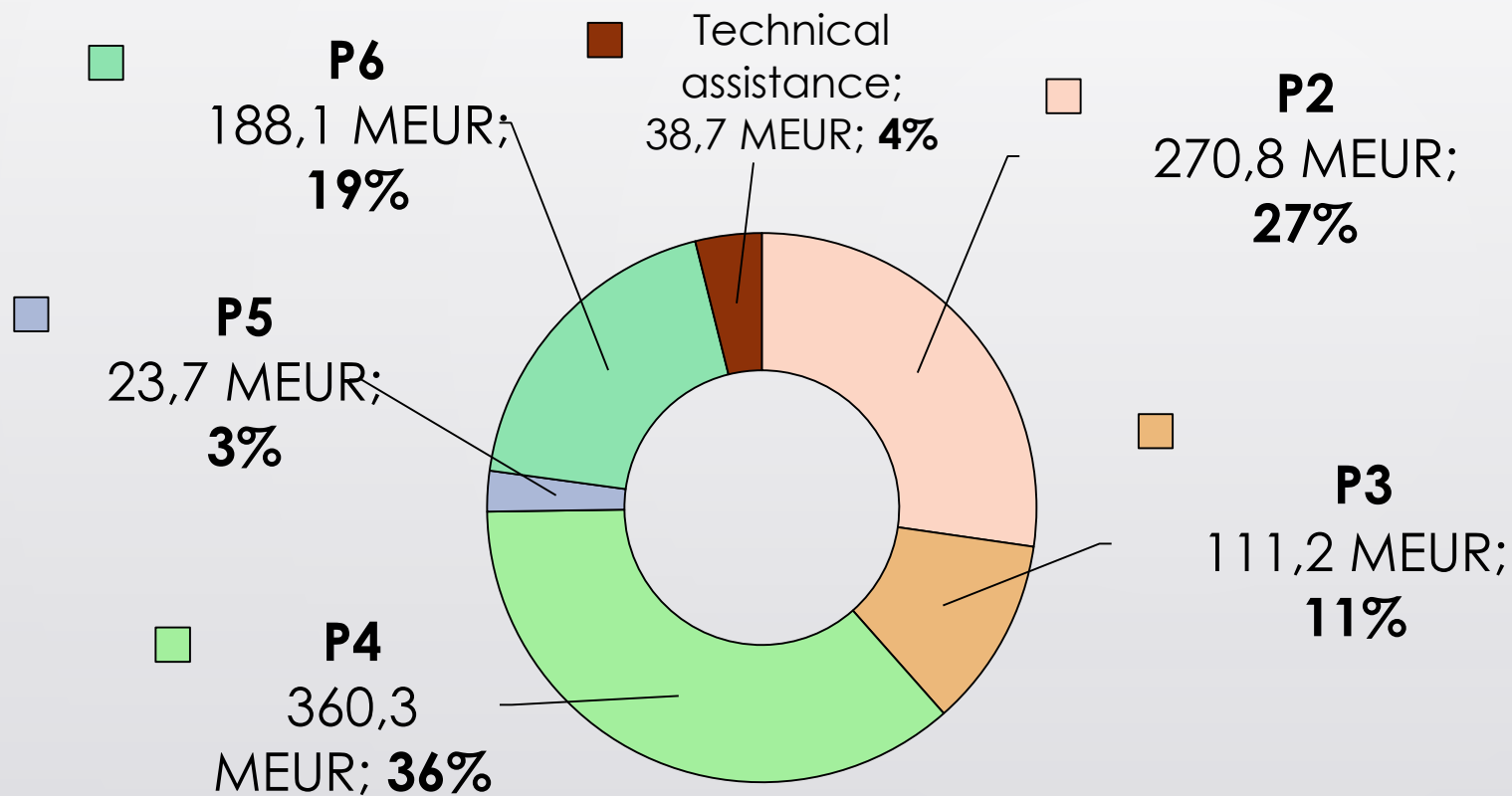
**Nationalities:** 68,7% Estonians, 25,1% Russians, 6,2% others



# Rural development programme 2007-2103 and RDP 2014-2020: comparison of budgets



# Allocation of RDP 2014-2020 resources between priorities



P1 – Improving knowledge transfer and innovation

P2 – Improving viability and competitiveness

P3 – Promoting food chain, incl marketing, animal welfare, risk management

P4 – Restoring, reserving and improving ecosystems

P5 – Resource efficiency and climate changes

P6 – Social inclusion, poverty



## Number of measures in RDP 2014-2020

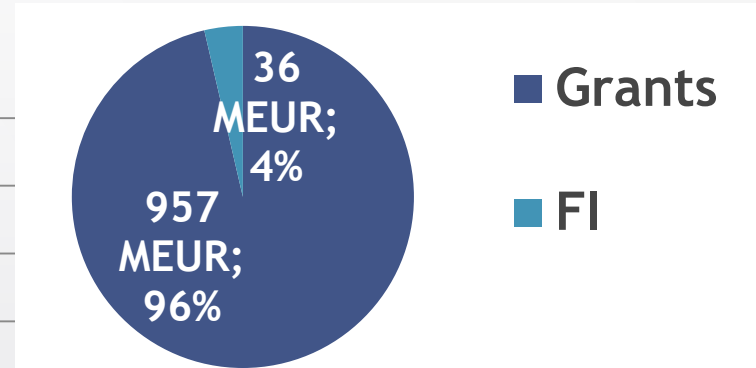
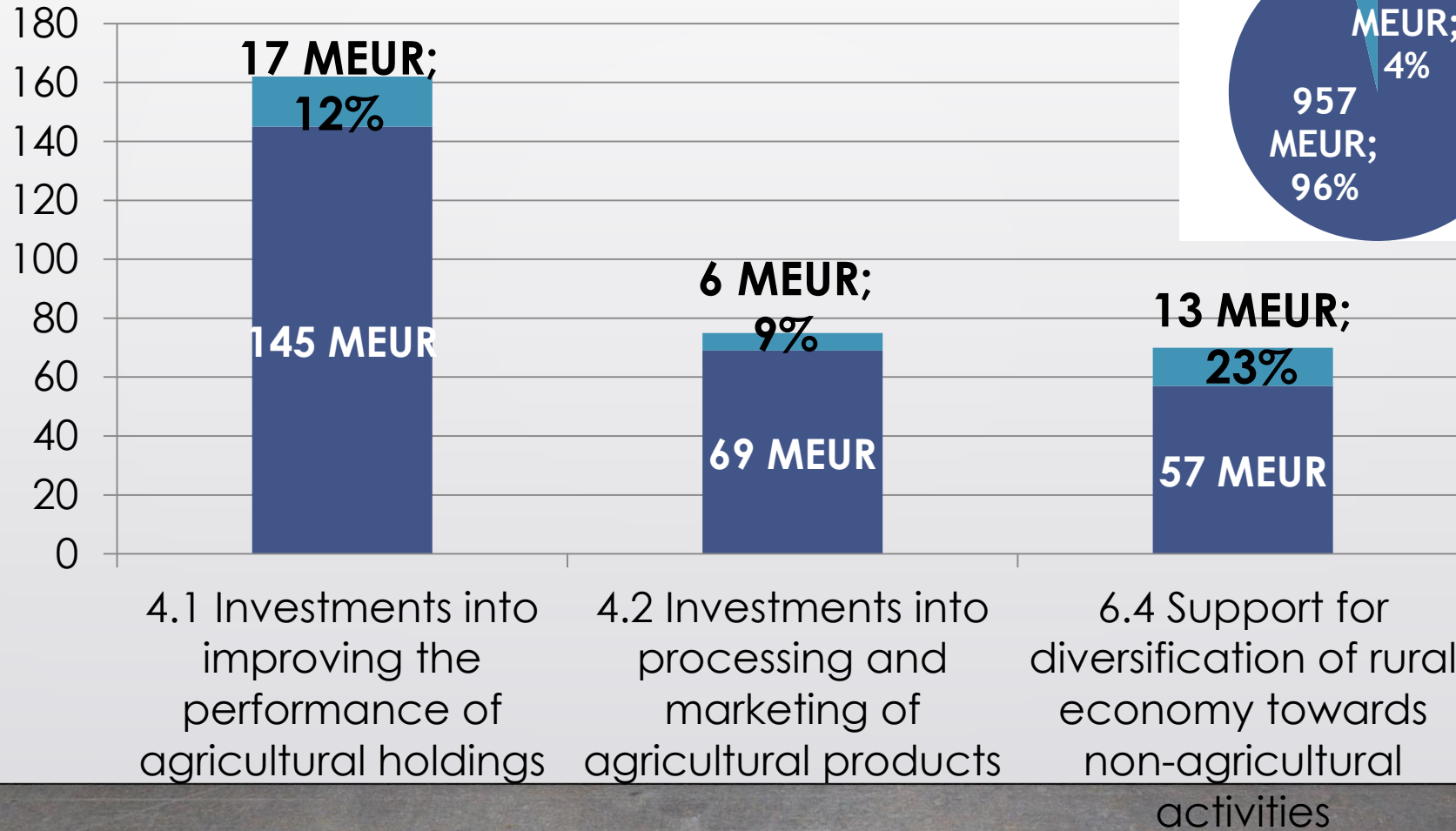
- The total number of measures and sub-measures - 31
- 30 measures are implemented, legal acts are ready and calls for applications have been held (the latest was 10.1.2 Regional water protection support – May 2018)
- 1 measure not yet implemented as of 31.12.2017 - M 3.1 Support for the participation in quality schemes of agricultural products and foodstuffs

Measures and budgets of RDP 2014–2020 support schemes (1)	Budget
1 Knowledge transfer and information	14 500 000
2 Advisory services, farm management and farm relief services	8 600 000
3 Quality schemes for agricultural products and foodstuffs	1 000 000
4.1 Investments into improving the performance of agricultural holdings	162 179 400
4.2 Investments into processing and marketing of agricultural products	77 450 588
4.3 Investments into development and maintenance of infrastructure	49 000 000
4.4 Support for the restoration of stonewalls	2 500 000
5 Support for the restoration of agricultural production potential	1 000 000
6.1 Setting up of young farmers	22 124 000
6.3 Development of small farms	30 000 000
6.4 Support for the diversification of rural economy	70 000 000
8 Investments in forest area development/improvement of viability of forests	8 912 941
9 Setting up of producer groups and producer organisations	6 000 000
10.1.1 Support for environmentally friendly management	170 319 667
10.1.2 Regional water protection support	7 100 000

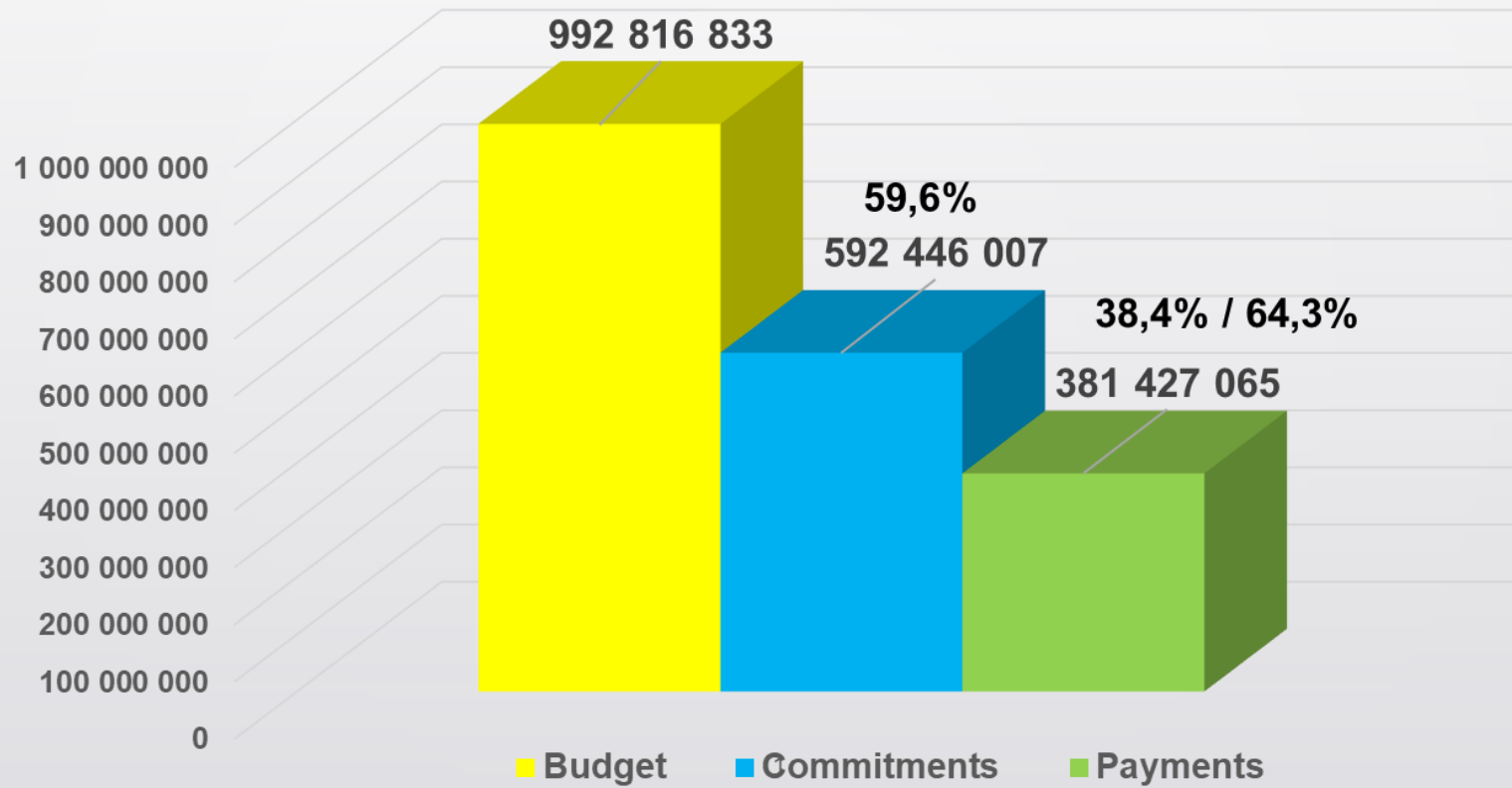
Measures and budgets of RDP 2014–2020 support schemes (2)	Budget
10.1.3 Regional soil protection support	6 000 000
10.1.4 Support for environmentally friendly horticulture	3 118 000
10.1.5 Support for growing plants of local varieties	570 000
10.1.6 Support for keeping animals of local endangered breeds	6 746 000
10.1.7 Support for the maintenance of semi-natural habitats	37 500 000
11 Organic farming	82 585 204
12.1 Natura 2000 support for agricultural land	4 666 000
12.2 Natura 2000 support for private forest land	29 232 000
14 Animal welfare	42 667 600
16.0 Innovation cluster	10 000 000
16.2 Development of new products, processes and technologies	6 300 000
16.4 Short supply chains and the development of local markets	4 000 000
19 LEADER local development	90 000 000
Technical assistance	38 924 833
<b>TOTAL</b>	<b>992 816 833</b>



# The share of financial instruments (FI) in RDP 2014-2020 budget



Overall financial implementation of RDP 2014–2020  
(EUR, 30.04.2018)



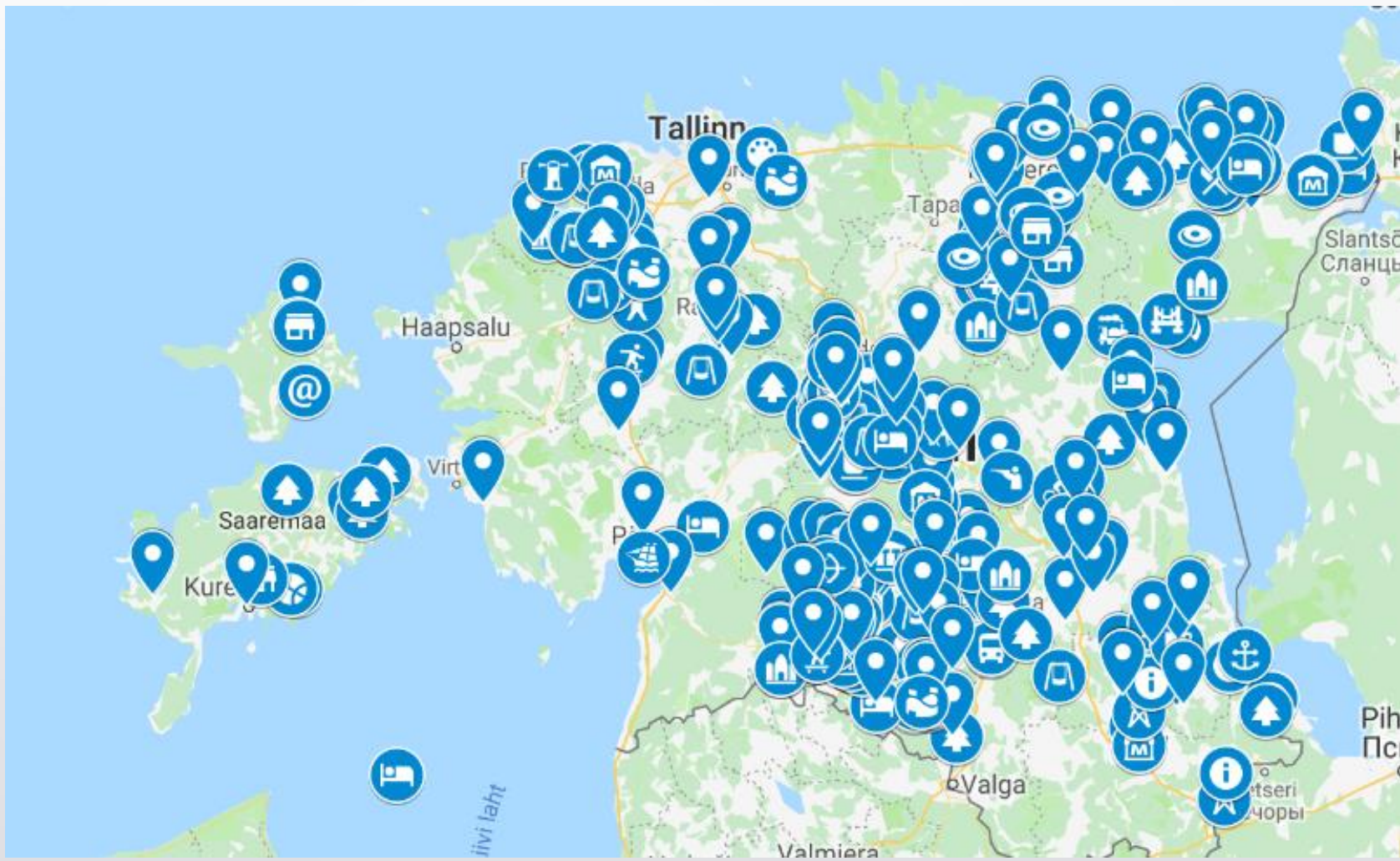
# LEADER in ESTONIA

- 26 LAGs, most of rural areas are covered
- Over 2000 projects in this period (incl over 1400 finalised projects)



- „Visible LEADER“ - projects in the [Google Map](#), that you can visit

Visible  
LEADER



# Estonian Rural Network Support Unit



- Set up in 2007
- 8 persons, from 2018 august  
9 persons
- From 2018 January under  
Agricultural Research Centre,  
before Rural Economy Research  
Centre (administrations were  
merged)
- Budget 325 000 euros per year



# NRN governance

- Managing Authority (ministry)
  - Cooperation with different departements – Public relations dep, Rural affairs policy and analysis department, Land use policy dep, Agricultural policy dep, Research and development dep, Food safety dep
- Cooperation Chamber
  - Advisory function, different rural roof-organisations
  - Two times a year
  - Last topics: To design and promote the image of rural life

---

# Main topics

- LEADER/CLLD (future discussions)
- EIP transnational cooperation
- Smart villages
- Local food
- Social farming
- ... running topics



# Activities

- Organising events
- Collecting and disseminating projects examples
- Newsletters – general, innovation, LEADER, food networks
- Website
- Support of LAGs







Thank you for your attention!

[seminar@pmk.agri.ee](mailto:seminar@pmk.agri.ee)

[www.madainfo.ee](http://www.madainfo.ee)

