

1. General information

Geographical Area	Country	France
	Region	Reunion
Rural population (1)	Inhabitants (3)	0.8 million
	% of total population (3)	100.0 %
	Density - Inhab/km2 (3)	334.6
Rural area (1)	Km2 (3)	2 504
	% of total area (3)	100.0 %
Agricultural area <i>Total Utilised Agricultural Area (UAA)</i>	Ha (2)	42 810
	% of total territory (4)	17.1 %
Forest and other wooded land	Ha (2)	102 000
	% of total area (2)	40.6 %
Total employment	People (3)	0.3 million
Rural employment (1)	% of total workforce (3)	100.0 %

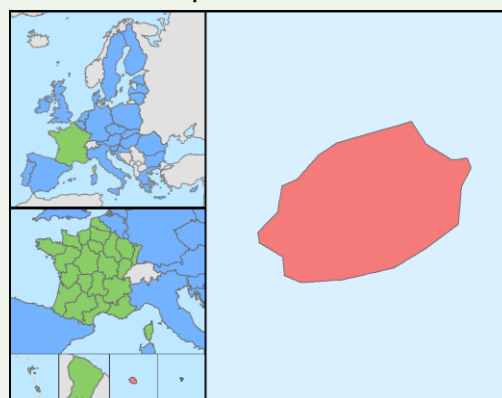
Data source: France – Reunion, 2014-2020 Rural Development Programme (RDP).
Note: (1) OECD definition applies, include intermediate and predominantly rural regions; (2) 2010 data; (3) 2012 data; (4) 2010 based on 2012 total region territory.

EAFRD* support: EUR 385 500 000 <small>0.4 % of Total EAFRD support for EU-28</small>	+	National contribution: EUR 150 210 000	=	Planned total public expenditure: EUR 535 710 000
---	---	---	---	--

* European Agricultural Fund for Rural Development (EAFRD)

Primary sector contribution to Gross Value Added (GVA)	% of total (2)	1.1 %
No of agricultural holdings	No (2)	7 620
Average farm size	ha UAA/holding (2)	5.6
High Nature Value farming	% of total UAA (x)	n/a
Farmland Birds Index (FBI)	-	n/a

Map: France - Reunion



Examples of expected achievements

- To promote lifelong learning the programme aims to provide training for 3 500 participants.
- The programme intends to support 24 % of farms in modernization and development projects.
- Similarly, 2 % of farms will be targeted for the installation of young farmers.
- The RDP will help mobilize about 47 million EUR during the programming period to support 50 investment projects in the food industry to improve the performance of the sector.
- Agri-environment and climate measures will cover about 9 000 ha (21 % of total agricultural area) to address the need to preserve biodiversity, water and soil.
- The RDP of Reunion will provide support to projects aimed at better water resources management while securing and developing irrigation for 1 700 ha or 20 % of the irrigated agricultural area.
- The programme will contribute to improve access to basic services, the living environment and access to employment in rural areas with the objective to cover 20 % of the rural population.

Examples of key challenges

- Reunion is an overseas region of France and it has the status of "ultra-peripheral region" (ORs) of the European Union.
- The GDP per capita is below 75 % of average GDP of the European Union, and the region is ranked among the least developed regions.
- The economy of Reunion was affected by the 2008 financial crisis and has an unemployment rate around 30 % while the poverty rate accounted for 19.3 % in 2011.
- The preservation of the region's farmland requires the protection of the current agricultural land and reclaiming wasteland.

Source: DG AGRI, *Factsheet on 2014-2020 Rural Development Programme for Reunion*, August 2015
http://ec.europa.eu/agriculture/rural-development-2014-2020/country-files/fr/factsheet-reunion_fr.pdf

2. RDP focus areas: planned expenditure, measures and 2023 targets

This section illustrates each rural development priority (P) with a focus on: the indicative budget per Focus Area (FA) and its breakdown by selected measure; and the relation between the indicative planned total public expenditure and the expected 2023 targets set by the Managing Authority for each focus area. The target indicators identified with the country code (FR_REU) are specific to the Reunion RDP.

P1 - Knowledge transfer & innovation: Fostering knowledge transfer and innovation in agriculture, forestry, and rural areas

Priority 1 is considered a cross-cutting priority: the budget under Priorities 2 - 6 contributes to the achievement of Priority 1 specific targets.

Focus Area 1A. Innovation & cooperation

Target indicator	Value
T1 - % of expenditure under Articles 14, 15 and 35 of Regulation (EU) No 1305/2013 in relation to the total expenditure for the RDP	20.5 %

Focus Area 1C. Lifelong learning & vocational training

Target indicator	Value
T3 - Total number of participants trained under Article 14 of Regulation (EU) No 1305/2013	3 500


Focus Area 1B. Links with research & innovation

Target indicator	Value
T2 - Total number of cooperation operations supported under the cooperation measure (Article 35 of Regulation (EU) No 1305/2013) (groups, networks/clusters, pilot projects...), of which: Nr of EIP operational groups to be supported (establishment and operation)	44 2

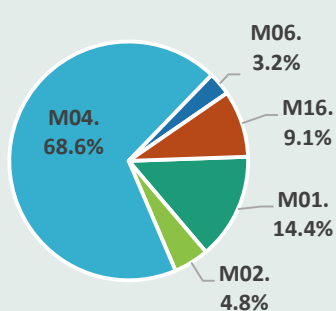
P2 – Competitiveness: Enhancing farm viability and competitiveness of all types of agriculture in all regions and promoting innovative farm technologies and sustainable management of forest

Focus Area 2A. Farm's performance, restructuring & modernization

Total public budget (million EUR)




Breakdown of FA budget by measure (%)



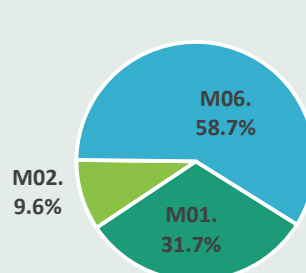
Target indicator	Value
T4 - % of agricultural holdings with RDP support for investments in restructuring or modernisation	23.6 %

Focus Area 2B. Entry of skilled/younger farmers

Total public budget (million EUR)



Breakdown of FA budget by measure (%)




Target indicator	Value
T5 - % of agricultural holdings with RDP supported business development plan/investments for young farmers	2.4 %

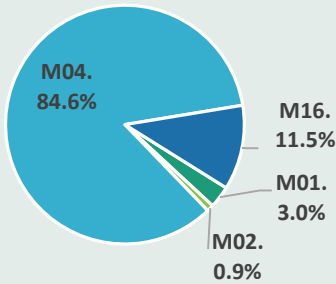
P3 – Food chain & risk management: Promoting food chain organisation, including processing and marketing of agricultural products, animal welfare and risk management in agriculture

Focus Area 3A. Agri-food chain integration & quality

Total public budget (million EUR)



Breakdown of FA budget by measure (%)



Target indicator


Value

FR_REU01 - Number of operations improving the processing and marketing of agricultural products

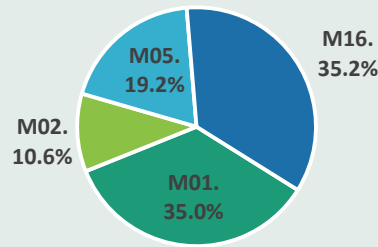
50

Focus Area 3B. Risk prevention & management

Total public budget (million EUR)



Breakdown of FA budget by measure (%)



Target indicator

Value

T7 - % of farms participating in risk management schemes

5.0 %

P4 – Ecosystems management: Restoring, preserving and enhancing ecosystems related to agriculture and forestry

Focus Areas

- 4A. Biodiversity's restoration, preservation & enhancement
- 4B. Water management
- 4C. Soil erosion & soil management

Total public budget (million EUR)



Target indicator

Value

T8 - % of forest/other wooded area under management contracts supporting biodiversity

2.9 %

T9 - % of agricultural land under management contracts supporting biodiversity and/or landscapes

20.5 %

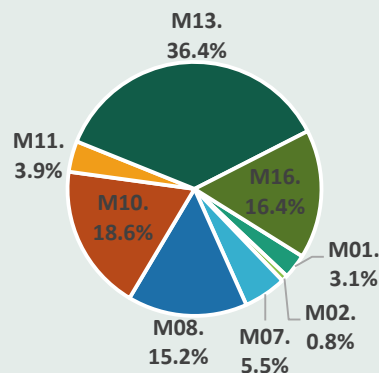
T10 - % of agricultural land under management contracts to improve water management

18.3 %

T12 - % of agricultural land under management contracts to improve soil management and/or prevent soil erosion

17.8 %

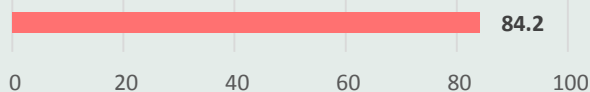
Breakdown of FA budget by measure (%)



P5 - Resource efficiency & climate: Promoting resource efficiency and supporting the shift towards a low carbon and climate resilient economy in agriculture, food and forestry sectors

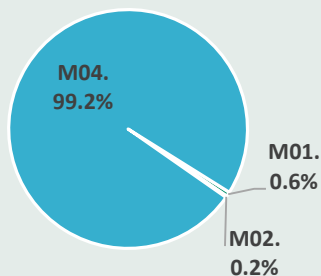
Focus Area 5A. Water use efficiency

Total public budget (million EUR)



Breakdown of FA budget by measure (%)

Measure	m EUR
M01	0.5
M02	0.2
M04	83.5




Target indicator

Value

T14 - % of irrigated land switching to more efficient irrigation system	19.4 %
---	--------

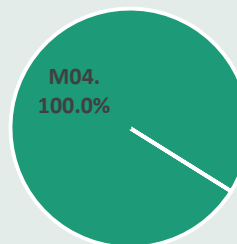
Focus Area 5B. Energy use efficiency

Total public budget (million EUR)



Breakdown of FA budget by measure (%)

Measure	m EUR
M04	5.3




Target indicator

Value

T15 - Total investment for energy efficiency (EUR)	7.1 m
--	-------

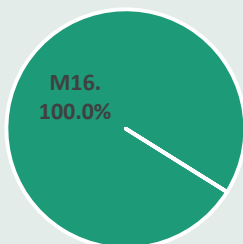
Focus Area 5C. Renewable sources & waste management

Total public budget (million EUR)



Breakdown of FA budget by measure (%)

Measure	m EUR
M16	5.6



Target indicator

Value

FR_REU - Total investment in the use of by-products, waste and residues for the purpose of bio-economy (EUR)	7.5 m
--	-------

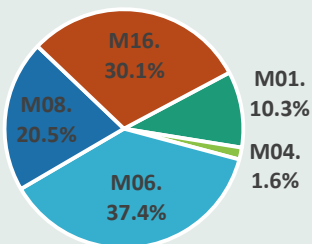
P6 - Social inclusion & local development: Promoting social inclusion poverty reduction and economic development in rural areas

Focus Area 6A. Diversification & job creation

Total public budget (million EUR)



Breakdown of FA budget by measure (%)



Measure	m EUR
M01	3.2
M04	0.5
M06	11.6
M08	6.4
M16	9.3

Target indicator

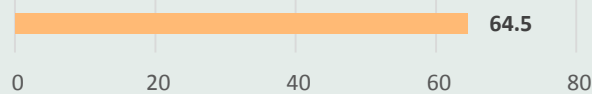
Value

T20 - Jobs created in supported projects

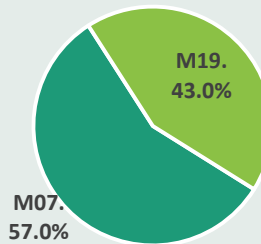
200

Focus Area 6B. Local development

Total public budget (million EUR)



Breakdown of FA budget by measure (%)



Measure	m EUR
M07	36.8
M19	27.7

Target indicator

Value

T21 - % of rural population covered by local development strategies

20.3 %

T22 - % rural pop with improved services / infrastructures

20.3 %

T23 - Jobs created in supported projects (LEADER)

400

3. Planned expenditure per priority

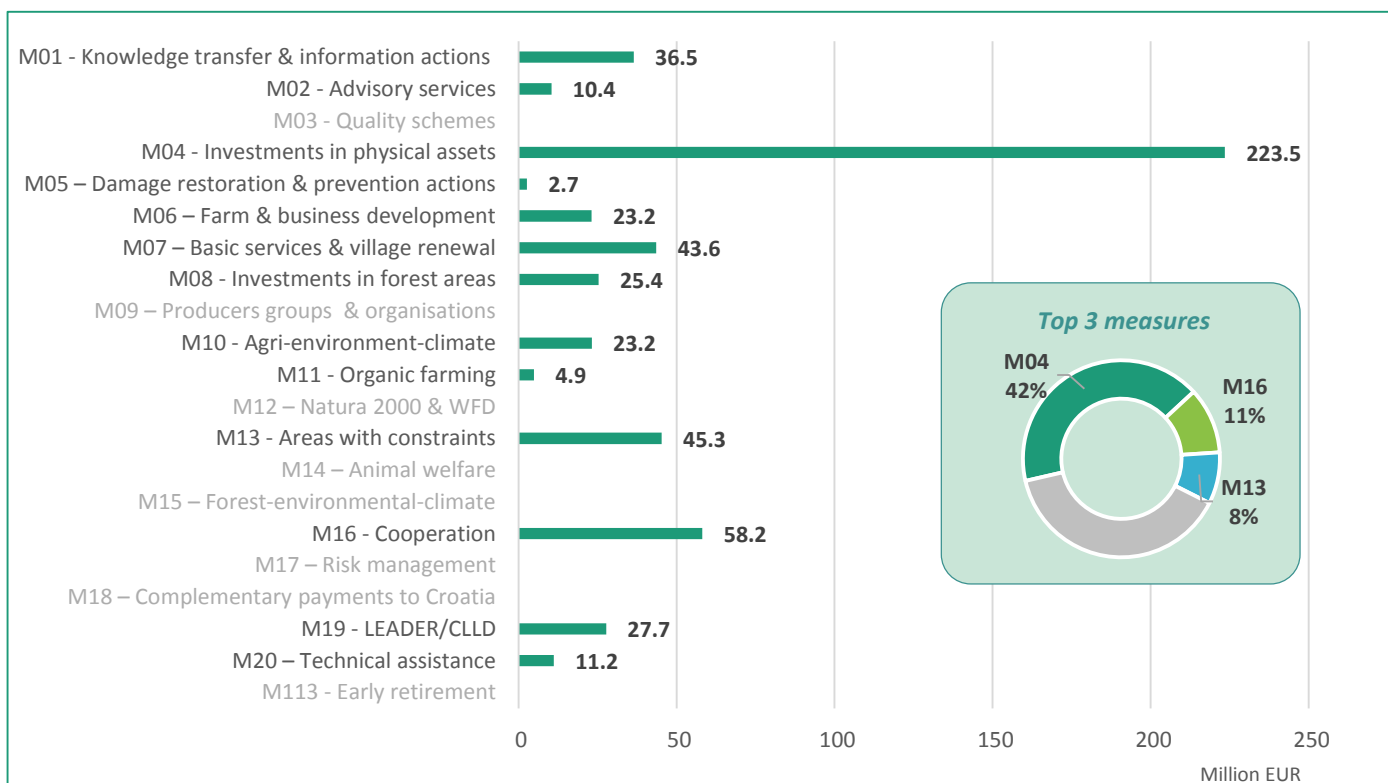
The following table shows how the planned total public expenditure (comprising the EAFRD support and the national contribution) is allocated between rural development priorities. Priority 1 is considered to be cross-cutting and no separate financial allocation is shown as the expenditure is distributed across other focus areas.

Priority	Total public expenditure per priority (million EUR)	% of total public expenditure*	
P1 - Knowledge transfer & innovation	P2 - Competitiveness	139.6	26.1 %
	P3 - Food chain & risk management	69.6	13.0 %
	P4 - Ecosystems management	124.6	23.3 %
	P5 - Resource efficiency & climate	95.1	17.8 %
	P6 - Social inclusion & local development	95.5	17.8 %

* Figures do not add up to 100 % because the budget for technical assistance is not included. The budget for technical assistance is available in section 4.

4. Planned expenditure per measure (million EUR)

The following chart shows the indicative planned total public expenditure per measure (comprising the EAFRD support and the national contribution). The measures illustrated in the chart are the complete list of measures selected within the RDP. Measures in color light gray were not selected by the region.



5. Choice of measures by priority and focus areas

The following chart shows which priorities and focus areas are selected in the RDP and the combination of measures used to address them. For each measure the budget breakdown per focus area is given. Priority 1 is considered to be cross-cutting and no separate financial allocation is shown as the expenditure is distributed across other focus areas. Expenditure under Priority 4 is programmed for the priority as a whole, not for individual focus areas.

Priority	P1 Knowledge transfer & innovation			P2 Competitiveness		P3 Food chain & risk management		P4 Ecosystems management			P5 Resource efficiency & climate					P6 Social inclusion & local development			Total	Planned expenditure (million EUR)
	1A - Innovation & cooperation	1B - Links with research & innovation	1C - Lifelong learning & vocational training	2A - Farm's performance, restructuring & modernisation	2B - Entry of skilled/younger farmers	3A - Agri-food chain integration & quality	3B - Risk prevention & management	4A - Biodiversity's restoration, preservation & enhancement	4B - Water management	4C - Soil erosion & soil management	5A - Water use efficiency	5B - Energy use efficiency	5C - Renewable sources & waste management	5D - Greenhouse gas & ammonia emissions	5E - Carbon conservation & sequestration	6A - Diversification & job creation	6B - Local development	6C - ICT - Information & communication technologies		
M01 - Knowledge transfer & information actions				50%	11%	5%	13%	11%			1%					9%			100%	36.5
M02 - Advisory services				58%	12%	5%	14%	10%			2%								100%	10.4
M03 - Quality schemes																				
M04 - Investments in physical assets				39%		21%					37%	2%				0.2%			100%	223.5
M05 - Damage/restoration /prevention actions							100%												100%	2.7
M06 - Farm & business development				17%	33%											50%			100%	23.2
M07 - Basic services & village renewal								16%									84%		100%	43.6
M08 - Investments in forest areas								75%								25%			100%	25.4
M09 - Producers groups & organisations																				
M10 - Agri-environment-climate								100%											100%	23.2
M11 - Organic farming								100%											100%	4.9
M12 - Natura 2000 & WFD																				
M13 - Areas with constraints								100%											100%	45.3
M14 - Animal welfare																				
M15 - Forest-environmental-climate																				
M16 - Cooperation				20%		11%	8%	35%				10%				16%			100%	58.2
M17 - Risk management																				
M18 - Complementary payments to Croatia																				
M19 - LEADER/CLLD																100%			100%	27.7

6. Additional info

Date of RDP approval	25/08/2015
French National Rural Network	Le Réseau Rural Français http://www.reseaurural.fr/
Managing authority	Conseil Général de La Réunion
Paying agency	Agence de Services et de Paiement (ASP)
Coordination body	Mission de coordination des organismes payeurs (MCFA)
RDP country documents	http://ec.europa.eu/agriculture/rural-development-2014-2020/country-files/fr_en.htm
National Partnership Agreement summary	http://ec.europa.eu/contracts_grants/pa/partnership-agreement-france-summary_en.pdf
Partnership Agreement	http://www.europe-en-france.gouv.fr/L-Europe-s-engage/Accord-de-partenariat
Rural Development Regulation 2014-2020	Regulation (EU) N° 1305/2013 of the European Parliament and of the Council on support for rural development by the European Agricultural Fund for Rural Development (EAFRD) [PDF en]

Source of information: All data and the figures presented in this summary come from the European Commission approved version of the France - Reunion 2014-2020 Rural Development Programme. The examples of expected achievements and key challenges on page 1 were retrieved from: DG AGRI, Factsheet on 2014-2020 Rural Development Programme for Reunion, August 2015.

Disclaimer: This document aims to provide an accessible summary of selected RDP content. The information provided should not be considered a comprehensive account of the original RDP content.

Summary version: Version 1

Last updated: October 2015

Corresponding RDP: FR - Reunion 2014-2020 RDP, code 2014FR06RDRP004, version 1.2, approved 25/08/2015.



The European Network for
Rural Development

ENRD Contact Point
Rue de la Loi, 38 Boîte n.4 - 1040
Brussels, Belgium
Tel. +32 2 801 38 00
email: info@enrd.eu
website: <http://enrd.ec.europa.eu/>