

## 1. General information

Geographical Area	Country	France
	Region	Midi-Pyrénées
Rural population (1)	Inhabitants (3)	1.7 million
	% of total population (3)	56.8 %
	Density - Inhab/km2 (3)	42.6
Rural area (1)	Km2 (3)	39 045
	% of total area (3)	86.1 %
Agricultural area <i>Total Utilised Agricultural Area (UAA)</i>	Ha (2)	2.5 million
	% of total territory (4)	56.0 %
Forest and other wooded land	Ha (2)	1.5 million
	% of total area (2)	33.3 %
Total employment	People (2)	1.2 million
Rural employment (1)	% of total workforce (2)	50.4 %

Data source: France – Midi-Pyrénées 2014-2020 Rural Development Programme (RDP).  
Note: (1) OECD definition applies, including intermediate and predominantly rural regions; (2) 2010 data; (3) 2012 data; (4) 2010, calculation based on 2012 total region territory data.

**EAFRD\* support:**  
EUR 1 307 335 083  
*1.4 % of Total EAFRD support for EU-28*



**National contribution:**  
EUR 624 345 373

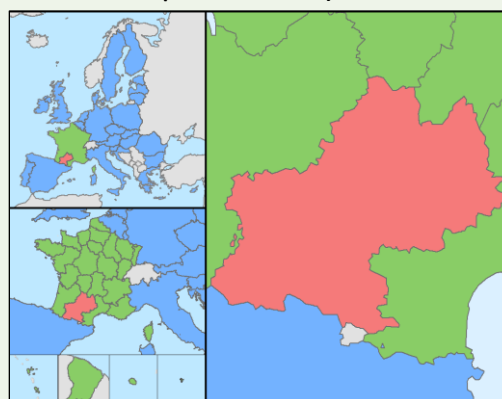


**Planned total public expenditure:**  
EUR 1 931 680 456

\* European Agricultural Fund for Rural Development (EAFRD)

Primary sector contribution to Gross Value Added (GVA)	% of total (2)	2.6 %
No of agricultural holdings	No (2)	47 900
Average farm size	ha UAA/holding (2)	53.0
High Nature Value farming	% of total UAA (2)	26.5 %
Farmland Birds Index (FBI)	Index 2000 = 100	92.5
	<i>From 2000 to 2009 the FBI measuring the relative abundance of farmland bird species decreased by 7.5 %.</i>	

Map: France - Midi-Pyrénées



### Examples of expected achievements

- To promote lifelong learning the RDP will support training activities for 30 450 participants from the agricultural, food and forestry sectors.
- In addition, the RDP will finance 70 cooperation projects including 20 Operational Groups under the European Innovation Partnership (EIP) on 'Agricultural Productivity and Sustainability'.
- The program intends to support 6 000 farms (13 % of the total) in development and modernization projects.
- Similarly, the RDP plans to support generational renewal support by aiming at 3 000 young farmers' projects (6 % of total farmers) implemented during the entire programming period.
- About 100 agri-food businesses (12 % of total) will benefit from investment projects.
- Compensatory payments to areas with constraints will be paid for around 2.4 million ha.
- The program will support around 70 research projects and investments associated with maintenance, restoration and rehabilitation of remarkable high nature value areas, including Natura 2000 sites.
- The PDR will intervene in favor of more efficient irrigation infrastructure by improving irrigation systems in 10 000 hectares (5 % of the irrigated area).
- Also 23 LEADER Local Action Groups (LAGs) will be supported aiming to cover 90 % of the rural population and provide them with improved services and infrastructure.

### Examples of key challenges

- Midi-Pyrénées is the largest region in France and occupies over 8 % of the national territory.
- Much of the agricultural land is located in areas with constraints (97 %), including 38 % in the mountain areas.
- This has a strong impact on the yields per hectare and the farm income is relatively low, only reaching 70 % of the national average.
- There is a high risk of land abandonment.
- There is also a great need to maintain farming, particularly in mountain areas, especially in relation to the conservation of agropastoral practices.

Source: DG AGRI, **Factsheet on 2014-2020 Rural Development Programme for Midi-Pyrénées**, September 2015

[http://ec.europa.eu/agriculture/rural-development-2014-2020/country-files/fr/factsheet-midi-pyrenees\\_fr.pdf](http://ec.europa.eu/agriculture/rural-development-2014-2020/country-files/fr/factsheet-midi-pyrenees_fr.pdf)

## 2. RDP focus areas: planned expenditure, measures and 2023 targets

This section illustrates each rural development priority (P) with a focus on: the indicative budget per Focus Area (FA) and its breakdown by selected measure; and the relation between the indicative planned total public expenditure and the expected 2023 targets set by the Managing Authority for each focus area. The target indicators identified with the country code (FR\_MDP) are specific to the Midi-Pyrénées Programme.

### P1 - Knowledge transfer & innovation: Fostering knowledge transfer and innovation in agriculture, forestry, and rural areas

Priority 1 is considered a cross-cutting priority: the budget under Priorities 2 - 6 contributes to the achievement of Priority 1 specific targets.

#### Focus Area 1A. Innovation & cooperation

Target indicator	Value
T1 - % of expenditure under Articles 14, 15 and 35 of Regulation (EU) No 1305/2013 in relation to the total expenditure for the RDP	2.9 %

#### Focus Area 1B. Links with research & innovation

Target indicator	Value
T2 - Total number of cooperation operations supported under the cooperation measure (Article 35 of Regulation (EU) No 1305/2013) (groups, networks/clusters, pilot projects...), of which: Nr of EIP operational groups to be supported (establishment and operation)	70 20


#### Focus Area 1C. Lifelong learning & vocational training

Target indicator	Value
T3 - Total number of participants trained under Article 14 of Regulation (EU) No 1305/2013	30 450

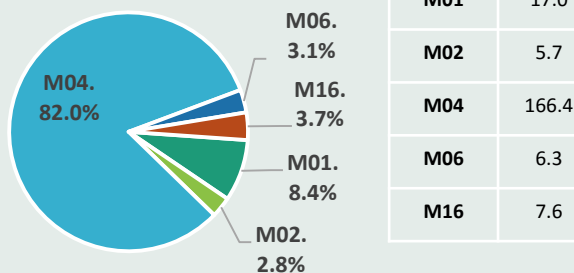
### P2 – Competitiveness: Enhancing farm viability and competitiveness of all types of agriculture in all regions and promoting innovative farm technologies and sustainable management of forest

#### Focus Area 2A. Farm's performance, restructuring & modernization

Total public budget (million EUR)



Breakdown of FA budget by measure (%)



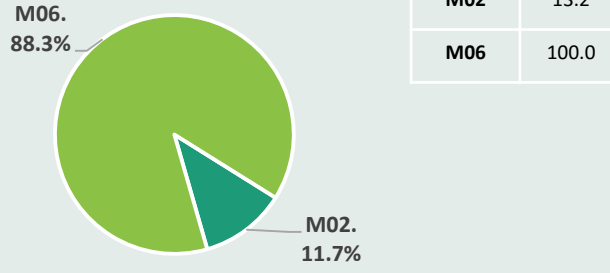
Target indicator	Value
T4 - % of agricultural holdings with RDP support for investments in restructuring or modernisation	12.5 %

#### Focus Area 2B. Entry of skilled/younger farmers

Total public budget (million EUR)



Breakdown of FA budget by measure (%)




Target indicator	Value
T5 - % of agricultural holdings with RDP supported business development plan/investments for young farmers	6.3 %

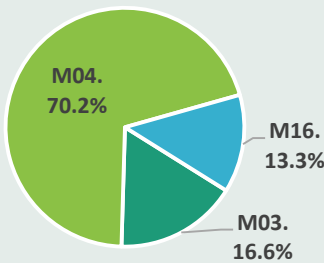
### P3 – Food chain & risk management: Promoting food chain organisation, including processing and marketing of agricultural products, animal welfare and risk management in agriculture

#### Focus Area 3A. Agri-food chain integration & quality

Total public budget (million EUR)



Breakdown of FA budget by measure (%)



Measure	m EUR
M03	9.4
M04	39.9
M16	7.6

Target indicator

Value

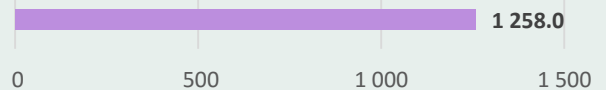
FR_MDP01 - % of actions / of operations receiving support for the agri-food industry (4.2)	11.5 %
FR_MDP02 - % of farms receiving support to farm processing (4.2)	1.0 %
T6 - % of agricultural holdings receiving support for participating in quality schemes, local markets and short supply circuits, and producer groups/organisations	0.6 %

### P4 – Ecosystems management: Restoring, preserving and enhancing ecosystems related to agriculture and forestry

Focus Areas

- 4A. Biodiversity's restoration, preservation & enhancement
- 4B. Water management
- 4C. Soil erosion & soil management

Total public budget (million EUR)

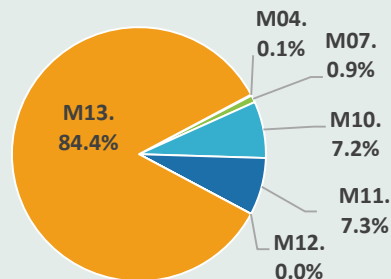


Target indicator

Value

FR_MDP03 - % forest area affected by the Natura 2000 forest contracts	8.0 %
T9 - % of agricultural land under management contracts supporting biodiversity and/or landscapes	9.1 %
T10 - % of agricultural land under management contracts to improve water management	4.6 %
T12 - % of agricultural land under management contracts to improve soil management and/or prevent soil erosion	1.8 %

Breakdown of FA budget by measure (%)

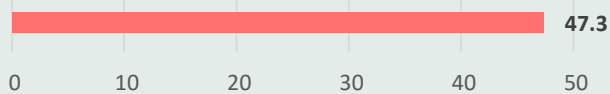


Measure	m EUR
M04	1.9
M07	11.3
M10	90.8
M11	91.7
M12	0.2
M13	1 062.1

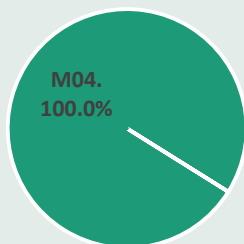
**P5 - Resource efficiency & climate:** Promoting resource efficiency and supporting the shift towards a low carbon and climate resilient economy in agriculture, food and forestry sectors

**Focus Area 5A. Water use efficiency**

Total public budget (million EUR)



Breakdown of FA budget by measure (%)



Target indicator

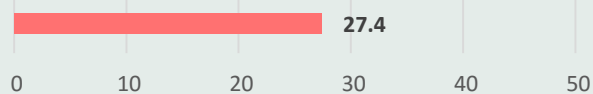
T14 - % of irrigated land switching to more efficient irrigation system

Value

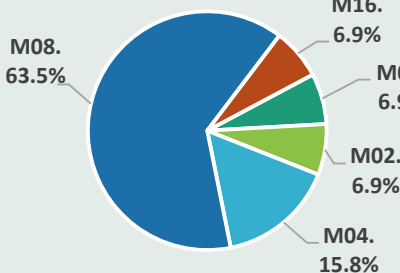
5.0 %

**Focus Area 5E. Carbon conservation & sequestration**

Total public budget (million EUR)



Breakdown of FA budget by measure (%)



Target indicator

T19 - % of agricultural and forest land under management contracts contributing to carbon sequestration and conservation

Value

0.3 %

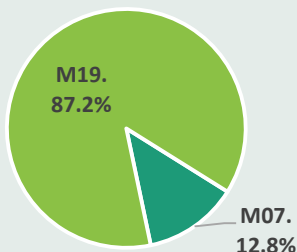
**P6 - Social inclusion & local development:** Promoting social inclusion poverty reduction and economic development in rural areas

**Focus Area 6B. Local development**

Total public budget (million EUR)



Breakdown of FA budget by measure (%)



Target indicator

T21 - % of rural population covered by local development strategies

Value

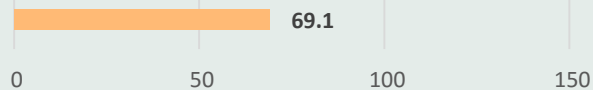
90.1 %

T23 - Jobs created in supported projects (LEADER)

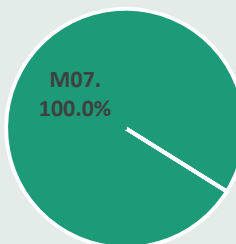
60

**Focus Area 6C. Information & communication technologies (ICT)**

Total public budget (million EUR)



Breakdown of FA budget by measure (%)



Target indicator

T24 - % of rural population benefiting from new or improved services/infrastructures (ICT)

Value

35.7 %

### 3. Planned expenditure per priority

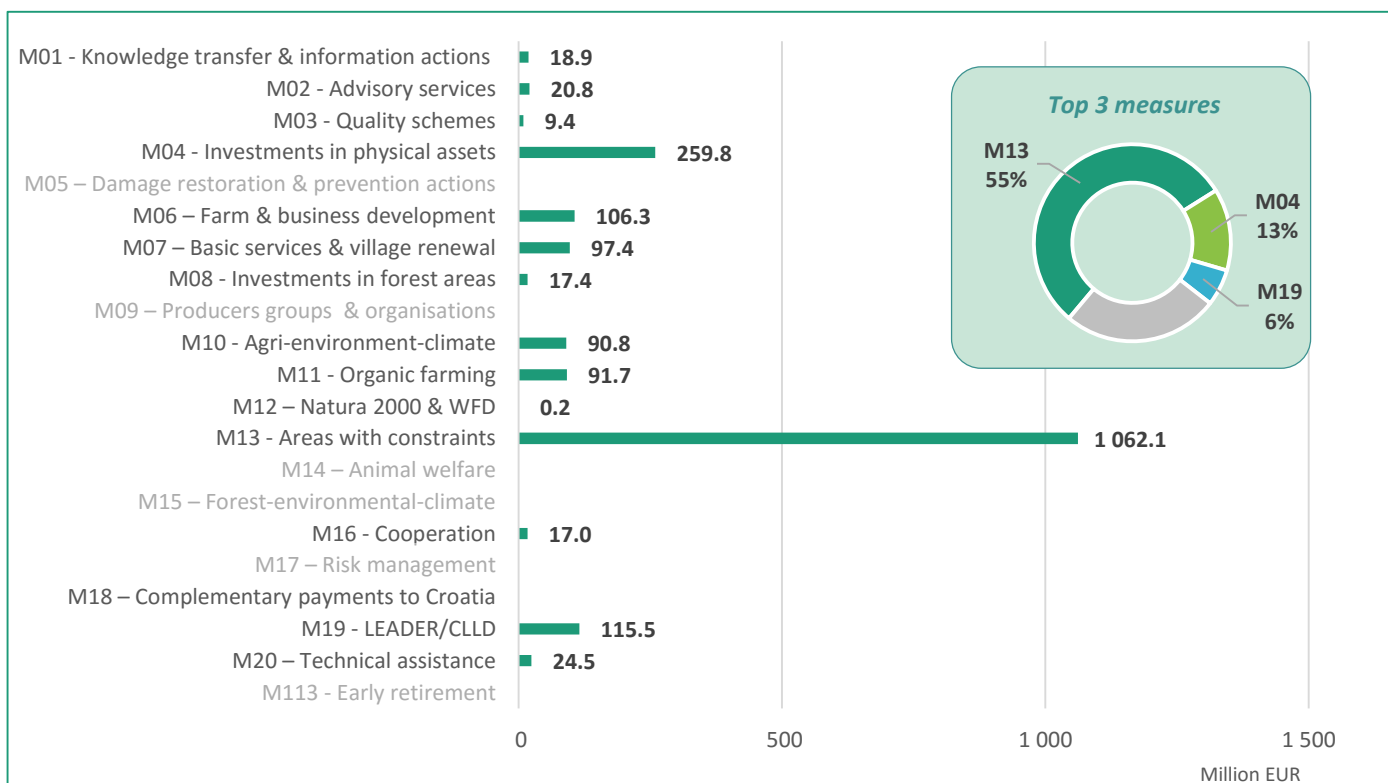
The following table shows how the planned total public expenditure (comprising the EAFRD support and the national contribution) is allocated between rural development priorities. Priority 1 is considered to be cross-cutting and no separate financial allocation is shown as the expenditure is distributed across other focus areas.

Priority	Total public expenditure per priority (million EUR)	% of total public expenditure*	
P1 - Knowledge transfer & innovation	P2 - Competitiveness	316.0	16.4 %
	P3 - Food chain & risk management	56.9	3.0 %
	P4 - Ecosystems management	1 258.0	65.1 %
	P5 - Resource efficiency & climate	74.7	3.9 %
	P6 - Social inclusion & local development	201.5	10.4 %

\* Figures do not add up to 100 % because the budget for technical assistance is not included. The budget for technical assistance is available in Section 4.

### 4. Planned expenditure per measure (million EUR)

The following chart shows the indicative planned total public expenditure per measure (comprising the EAFRD support and the national contribution). The measures illustrated in the chart are the complete list of measures selected within the RDP. Measures in color light gray were not selected by the region.



## 5. Choice of measures by priority and focus areas

The following chart shows which priorities and focus areas are selected in the RDP and the combination of measures used to address them. For each measure the budget breakdown per focus area is given. Priority 1 is considered to be cross-cutting and no separate financial allocation is shown as the expenditure is distributed across other focus areas. Expenditure under Priority 4 is programmed for the priority as a whole, not for individual focus areas.

Priority	P1 Knowledge transfer & innovation			P2 Competitiveness		P3 Food chain & risk management		P4 Ecosystems management			P5 Resource efficiency & climate					P6 Social inclusion & local development		Total	Planned expenditure (million EUR)	
	1A - Innovation & cooperation	1B - Links with research & innovation	1C - Lifelong learning & vocational training	2A - Farm's performance, restructuring & modernisation	2B - Entry of skilled/younger farmers	3A - Agri-food chain integration & quality	3B - Risk prevention & management	4A - Biodiversity's restoration, preservation & enhancement	4B - Water management	4C - Soil erosion & soil management	5A - Water use efficiency	5B - Energy use efficiency	5C - Renewable sources & waste management	5D - Greenhouse Gas & ammonia emissions	5E - Carbon conservation & sequestration	6A - Diversification & job creation	6B - Local development			6C - ICT - Information & communication technologies
M01 - Knowledge transfer & information actions				90%										10%					100%	18.9
M02 - Advisory services				27%	64%									9%					100%	20.8
M03 - Quality schemes						100%													100%	9.4
M04 - Investments in physical assets				64%		15%		1%		18%				2%					100%	259.8
M05 - Damage/restoration /prevention actions																				
M06 - Farm & business development				6%	94%														100%	106.3
M07 - Basic services & village renewal								12%									17%	71%	100%	97.4
M08 - Investments in forest areas														100%					100%	17.4
M09 - Producers groups & organisations																				
M10 - Agri-environment-climate								100%											100%	90.8
M11 - Organic farming								100%											100%	91.7
M12 - Natura 2000 & WFD								100%											100%	0.2
M13 - Areas with constraints								100%											100%	1062.1
M14 - Animal welfare																				
M15 - Forest-environmental-climate																				
M16 - Cooperation				44%		44%								11%					100%	17.0
M17 - Risk management																				
M18 - Complementary payments to Croatia																				
M19 - LEADER/CLLD																	100%		100%	115.5

## 6. Additional info

<b>Date of RDP approval</b>	17/09/2015
<b>French National Rural Network</b>	Le Réseau Rural Français <a href="http://www.reseaurural.fr/">http://www.reseaurural.fr/</a>
<b>Managing authority</b>	Conseil Régional Midi-Pyrénées
<b>Paying agency</b>	Agence de Services et de Paiements
<b>Coordination body</b>	Mission de Coordination des Organismes Payeurs
<b>RDP country documents</b>	<a href="http://ec.europa.eu/agriculture/rural-development-2014-2020/country-files/fr_en.htm">http://ec.europa.eu/agriculture/rural-development-2014-2020/country-files/fr_en.htm</a>
<b>National Partnership Agreement summary</b>	<a href="http://ec.europa.eu/contracts_grants/pa/partnership-agreement-france-summary_en.pdf">http://ec.europa.eu/contracts_grants/pa/partnership-agreement-france-summary_en.pdf</a>
<b>Partnership Agreement</b>	<a href="http://www.europe-en-france.gouv.fr/L-Europe-s-engage/Accord-de-partenariat">http://www.europe-en-france.gouv.fr/L-Europe-s-engage/Accord-de-partenariat</a>
<b>Rural Development Regulation 2014-2020</b>	Regulation (EU) N° 1305/2013 of the European Parliament and of the Council on support for rural development by the European Agricultural Fund for Rural Development (EAFRD) [PDF <a href="#">en</a> ]

**Source of information:** All data and the figures presented in this summary come from the European Commission approved version of the Midi-Pyrénées 2014-2020 Rural Development Programme. The examples of expected achievements and key challenges on page 1 were retrieved from: DG AGRI, Factsheet on 2014-2020 Rural Development Programme for Midi-Pyrénées, Month year.

**Disclaimer:** This document aims to provide an accessible summary of selected RDP content. The information provided should not be considered a comprehensive account of the original RDP content.

**Summary version:** Version 1

**Last updated:** December 2015

**Corresponding RDP:** Midi-Pyrénées 2014-2020 RDP, code 2014FR06RDRP073, version 1.3, approved 17/09/2015.



The European Network for  
Rural Development

ENRD Contact Point  
Rue de la Loi, 38 Boîte n.4 - 1040  
Brussels, Belgium  
Tel. +32 2 801 38 00  
email: [info@enrd.eu](mailto:info@enrd.eu)  
website: <http://enrd.ec.europa.eu/>